COVID-19: summary for Florida

Data through Jun 27, 2020 verified as of Jun 28, 2020 at 09:25 AM

Data in this report are provisional and subject to change.

Confirmed cases

Total cases	**141,075**
Florida residents	138,567
Non-Florida residents	2,508
Gender for Florida residents	
Men	68,550
Women	69,746
Unknown	271
Age for Florida residents	
Range	0 - 119
Median age	41

Cases confirmed in Florida residents dy date case confirmed

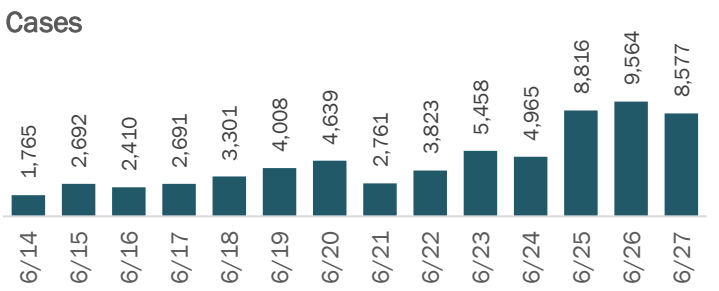

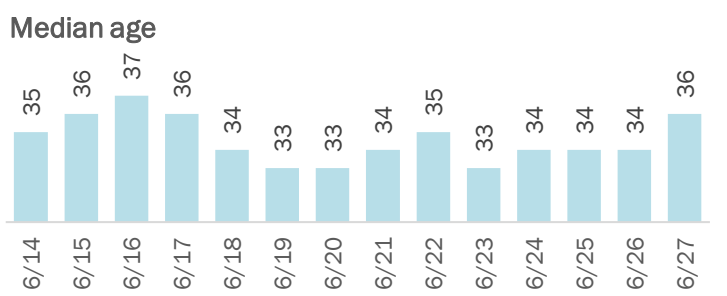

Race, ethnicity	Cases		Hospitalizations		Deaths	
White	62,165	45%	8,574	60%	2,355	69%
Hispanic	30,694	22%	3,753	26%	702	21%
Non-Hispanic	27,107	20%	4,580	32%	1,559	46%
Unknown ethnicity	4,364	3%	241	2%	94	3%
Black	22,969	17%	3,751	26%	727	21%
Hispanic	1,150	1%	193	1%	20	1%
Non-Hispanic	20,042	14%	3,476	24%	685	20%
Unknown ethnicity	1,777	1%	82	1%	22	1%
Other	13,363	10%	1,538	11%	224	7%
Hispanic	8,123	6%	995	7%	118	3%
Non-Hispanic	3,233	2%	470	3%	93	3%
Unknown ethnicity	2,007	1%	73	1%	13	0%
Unknown race	40,070	29%	381	3%	113	3%
Hispanic	2,676	2%	88	1%	14	0%
Non-Hispanic	844	1%	34	0%	6	0%
Unknown ethnicity	36,550	26%	259	2%	93	3%
Total	**138,567**		**14,244**		**3,419**	

Hospitalization counts include anyone who was hospitalized at some point during their illness. It does not reflect the number of people currently hospitalized.

Other race includes any person with a race of American Indian/Alaskan native, Asian, native Hawaiian/Pacific Islander, or other.

Outcomes for Florida residents

Florida		
Hospitalizations	14,244	(10% of all cases)
Deaths	3,419	(2% of all cases)

Cases in facility staff/residents

Florida		
Long-term care	13,021	(9% of all cases)
Correctional	3,645	(3% of all cases)

Laboratory testing for Florida residents and non-Florida residents over the past 2 weeks

Number and percent of positive labs

These counts include the number of people for whom the department received laboratory results by day. This percent is the number of people who test positive for the first time divided by all the people tested that day, excluding people who have previously tested positive.

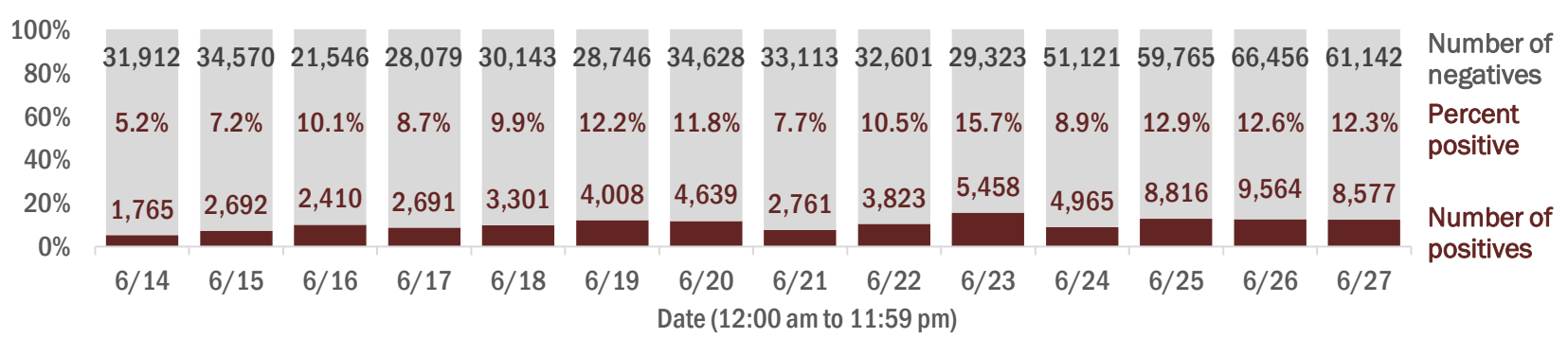

Emergency department (ED) and freestanding ED (FSED) chief complaint and admission data for Florida County

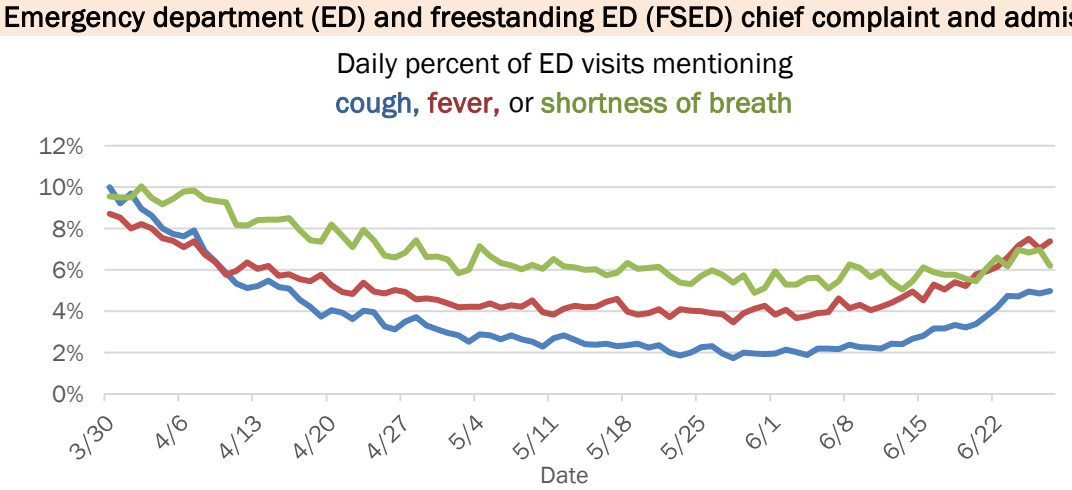

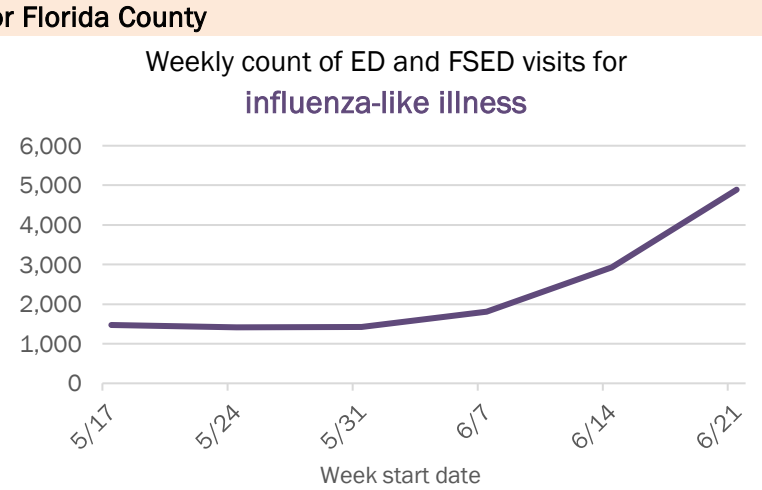

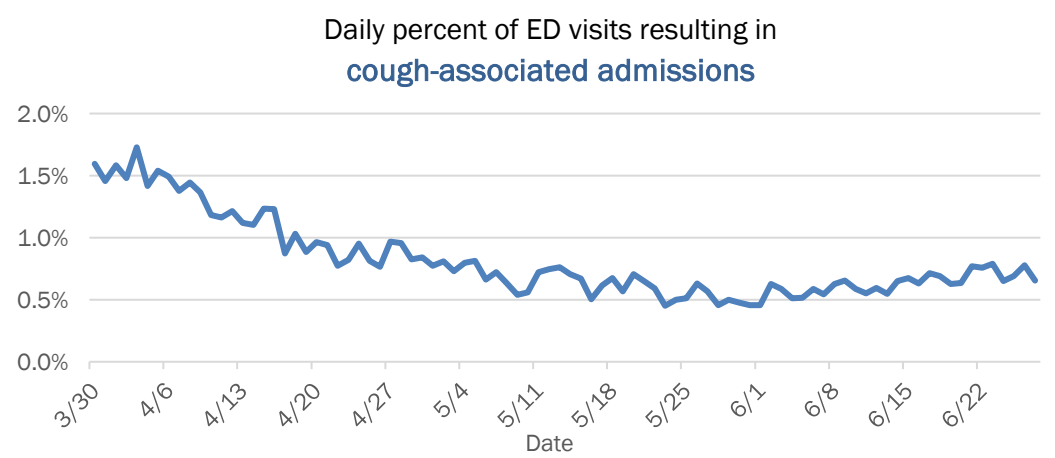

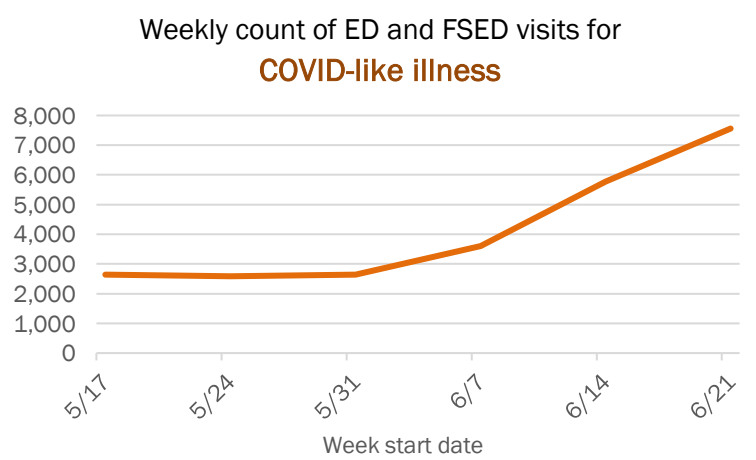

The Electronic Surveillance System for the Early Notification of Community-Based Epidemics (ESSENCE-FL) includes chief complaint data from 211 of 212 Florida EDs and 77 of 80 Florida FSEDs. Data are transmitted electronically to ESSENCE-FL daily or hourly.

COVID-19: summary for Alachua County

Data through Jun 27, 2020 verified as of Jun 28, 2020 at 09:25 AM

Data in this report are provisional and subject to change.

Confirmed cases

Total cases	**1,124**
Florida residents	1,100
Non-Florida residents	24
Gender for Florida residents	
Men	561
Women	538
Unknown	1
Age for Florida residents	
Range	0 - 103
Median age	29

Cases confirmed in Florida residents dy date case confirmed

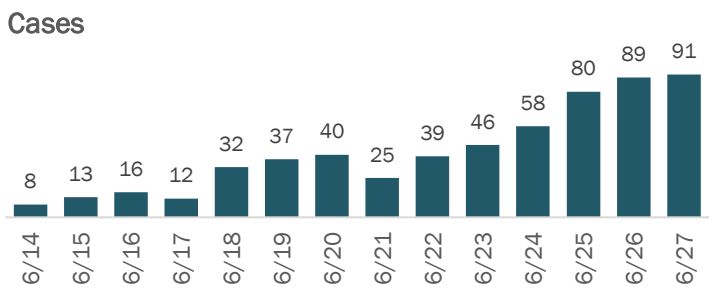

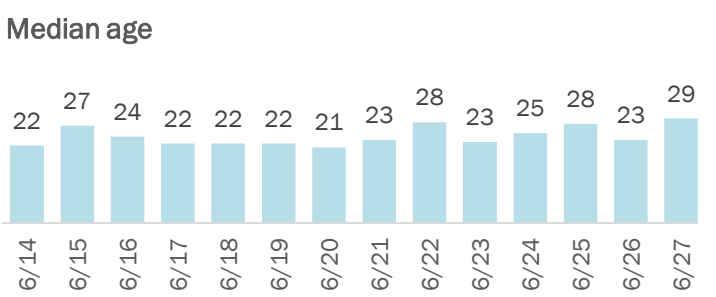

Race, ethnicity	Cases		Hospitalizations		Deaths	
White	376	34%	39	42%	7	58%
Hispanic	42	4%	1	1%	0	0%
Non-Hispanic	323	29%	37	40%	7	58%
Unknown ethnicity	11	1%	1	1%	0	0%
Black	215	20%	46	49%	5	42%
Hispanic	4	0%	0	0%	0	0%
Non-Hispanic	205	19%	44	47%	5	42%
Unknown ethnicity	6	1%	2	2%	0	0%
Other	202	18%	3	3%	0	0%
Hispanic	150	14%	3	3%	0	0%
Non-Hispanic	45	4%	0	0%	0	0%
Unknown ethnicity	7	1%	0	0%	0	0%
Unknown race	307	28%	5	5%	0	0%
Hispanic	12	1%	0	0%	0	0%
Non-Hispanic	1	0%	0	0%	0	0%
Unknown ethnicity	294	27%	5	5%	0	0%
Total	**1,100**		**93**		**12**	

Hospitalization counts include anyone who was hospitalized at some point during their illness. It does not reflect the number of people currently hospitalized.

Other race includes any person with a race of American Indian/Alaskan native, Asian, native Hawaiian/Pacific Islander, or other.

Outcomes for Florida residents

Alachua		
Hospitalizations	93	(8% of all cases)
Deaths	12	(1% of all cases)
Statewide		
Hospitalizations	14,244	(10% of all cases)
Deaths	3,419	(2% of all cases)

Cases in facility staff/residents

Alachua		
Long-term care	74	(7% of all cases)
Correctional	2	(0% of all cases)
Statewide		
Long-term care	13,021	(9% of all cases)
Correctional	3,645	(3% of all cases)

Laboratory testing for Florida residents and non-Florida residents over the past 2 weeks

Number and percent of positive labs

These counts include the number of people for whom the department received laboratory results by day. This percent is the number of people who test positive for the first time divided by all the people tested that day, excluding people who have previously tested positive.

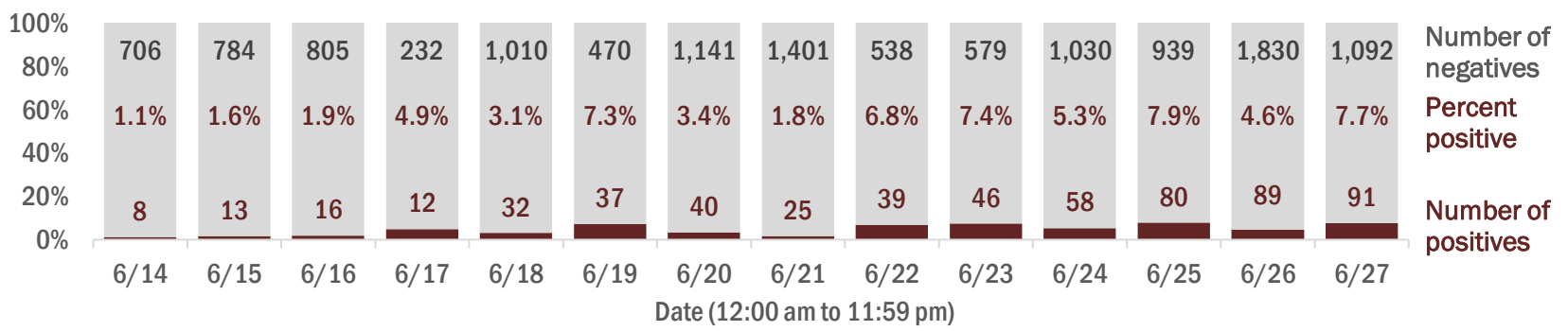

Emergency department (ED) and freestanding ED (FSED) chief complaint and admission data for Alachua County

Daily percent of ED visits mentioning cough, fever, or shortness of breath

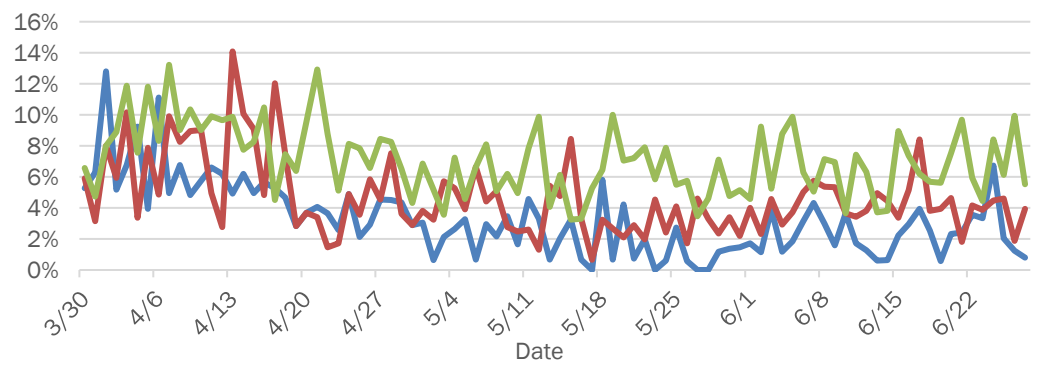

Weekly count of ED and FSED visits for influenza-like illness

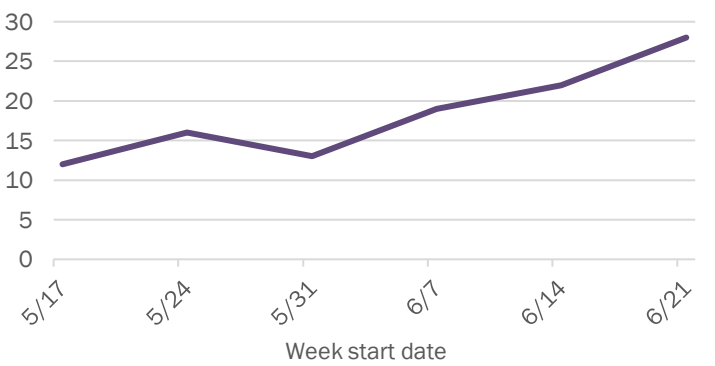

Daily percent of ED visits resulting in cough-associated admissions

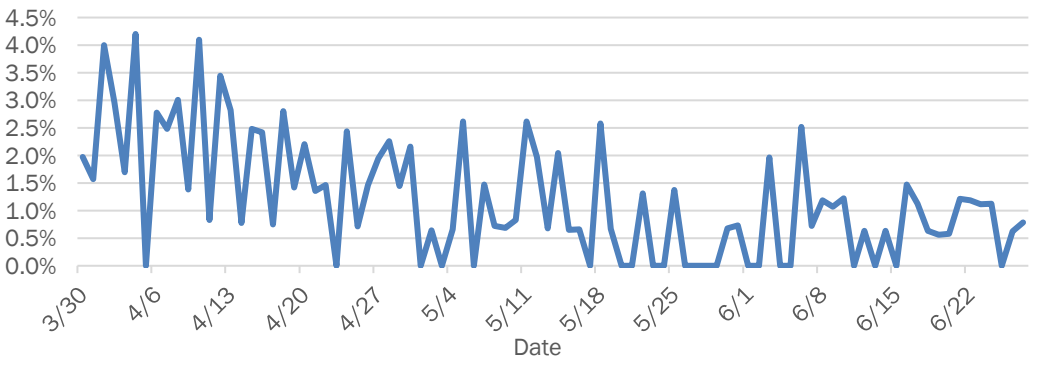

Weekly count of ED and FSED visits for COVID-like illness

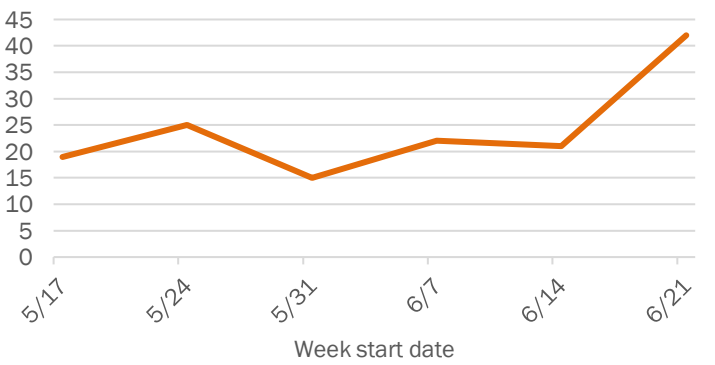

The Electronic Surveillance System for the Early Notification of Community-Based Epidemics (ESSENCE-FL) includes chief complaint data from 211 of 212 Florida EDs and 77 of 80 Florida FSEDs. Data are transmitted electronically to ESSENCE-FL daily or hourly.

COVID-19: summary for Baker County

Data through Jun 27, 2020 verified as of Jun 28, 2020 at 09:25 AM

Data in this report are provisional and subject to change.

Confirmed cases

Total cases	**55**
Florida residents	55
Non-Florida residents	0
Gender for Florida residents	
Men	25
Women	30
Unknown	0
Age for Florida residents	
Range	10 - 97
Median age	46

Cases confirmed in Florida residents dy date case confirmed

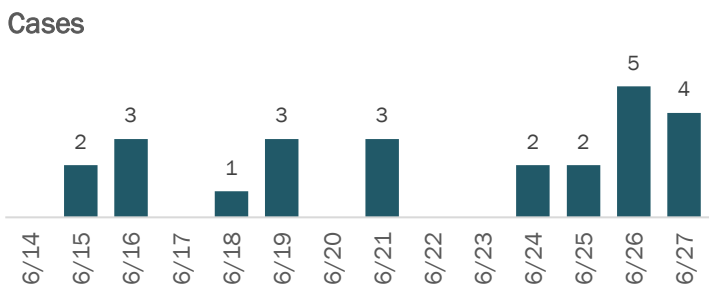

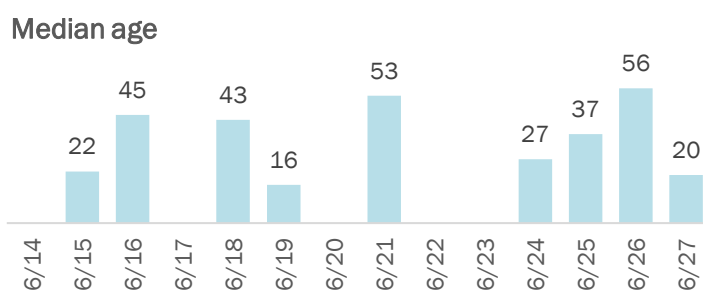

Race, ethnicity	Cases		Hospitalizations		Deaths	
White	38	69%	8	67%	3	75%
Hispanic	1	2%	0	0%	0	0%
Non-Hispanic	36	65%	8	67%	3	75%
Unknown ethnicity	1	2%	0	0%	0	0%
Black	13	24%	2	17%	1	25%
Hispanic	0	0%	0	0%	0	0%
Non-Hispanic	12	22%	2	17%	1	25%
Unknown ethnicity	1	2%	0	0%	0	0%
Other	2	4%	2	17%	0	0%
Hispanic	0	0%	0	0%	0	0%
Non-Hispanic	2	4%	2	17%	0	0%
Unknown ethnicity	0	0%	0	0%	0	0%
Unknown race	2	4%	0	0%	0	0%
Hispanic	0	0%	0	0%	0	0%
Non-Hispanic	0	0%	0	0%	0	0%
Unknown ethnicity	2	4%	0	0%	0	0%
Total	**55**		**12**		**4**	

Hospitalization counts include anyone who was hospitalized at some point during their illness. It does not reflect the number of people currently hospitalized.

Other race includes any person with a race of American Indian/Alaskan native, Asian, native Hawaiian/Pacific Islander, or other.

Outcomes for Florida residents

Baker		
Hospitalizations	12	(22% of all cases)
Deaths	4	(7% of all cases)
Statewide		
Hospitalizations	14,244	(10% of all cases)
Deaths	3,419	(2% of all cases)

Cases in facility staff/residents

Baker		
Long-term care	15	(27% of all cases)
Correctional	1	(2% of all cases)
Statewide		
Long-term care	13,021	(9% of all cases)
Correctional	3,645	(3% of all cases)

Laboratory testing for Florida residents and non-Florida residents over the past 2 weeks

Number and percent of positive labs

These counts include the number of people for whom the department received laboratory results by day. This percent is the number of people who test positive for the first time divided by all the people tested that day, excluding people who have previously tested positive.

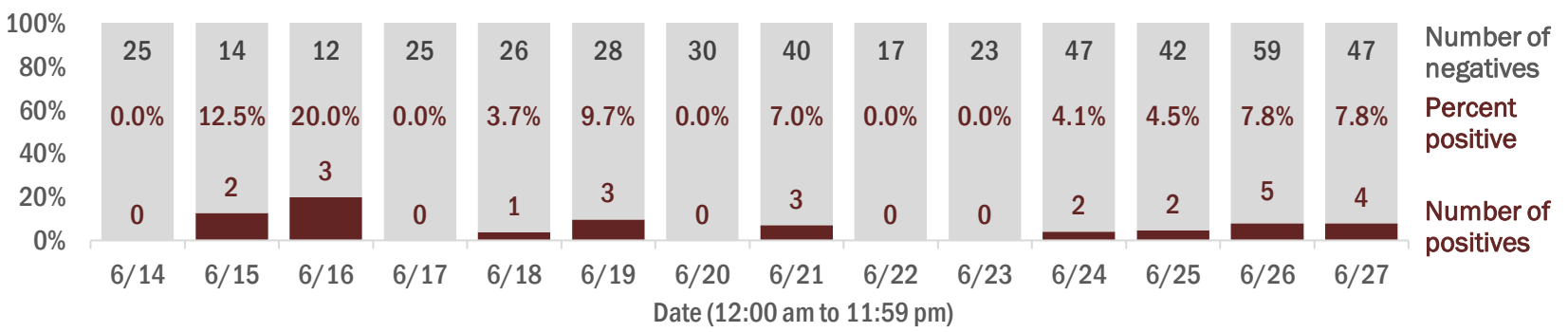

Emergency department (ED) and freestanding ED (FSED) chief complaint and admission data for Baker County

Daily percent of ED visits mentioning cough, fever, or shortness of breath

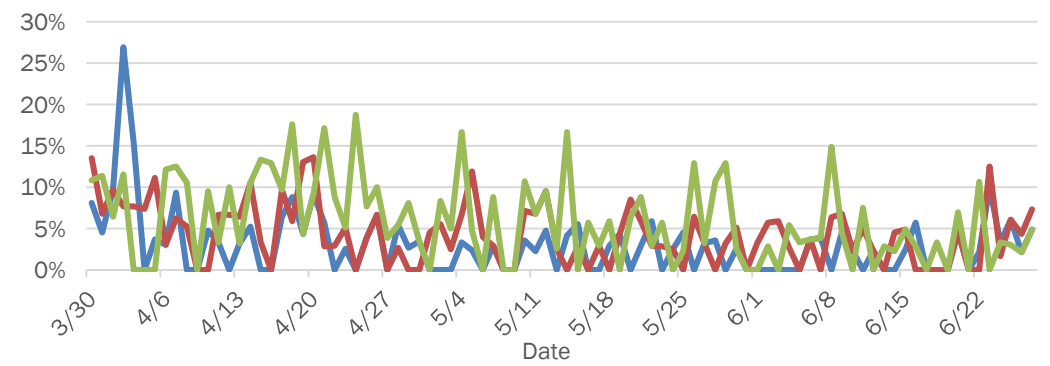

Weekly count of ED and FSED visits for influenza-like illness

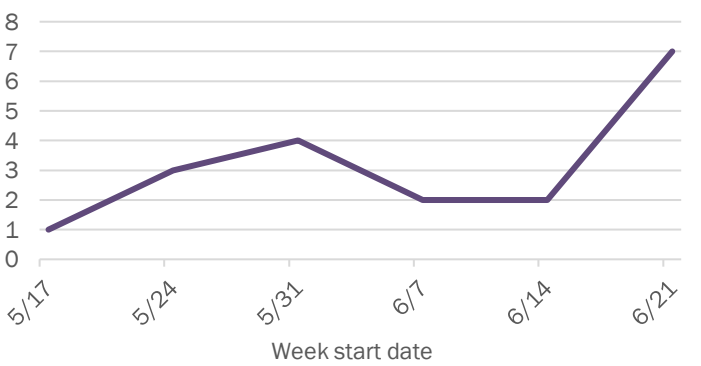

Daily percent of ED visits resulting in cough-associated admissions

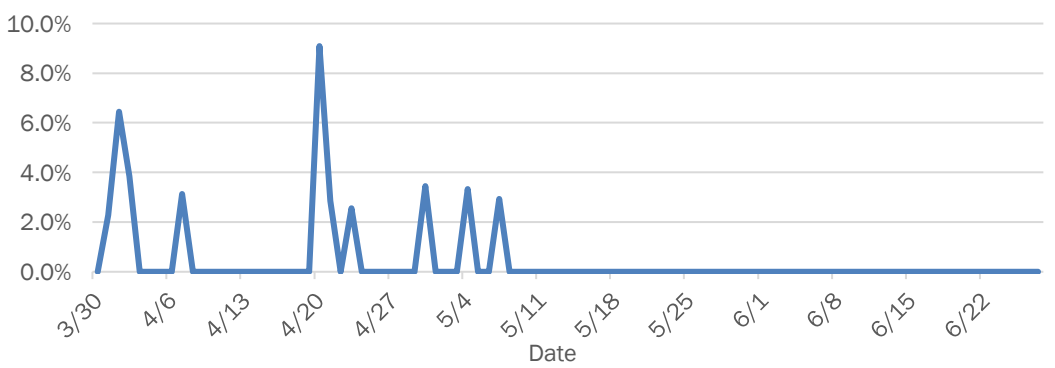

Weekly count of ED and FSED visits for COVID-like illness

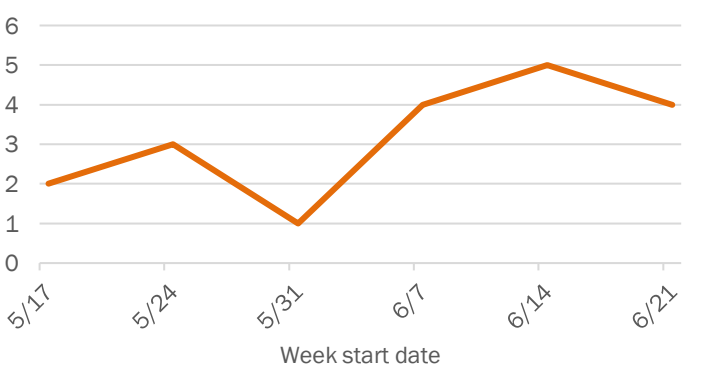

The Electronic Surveillance System for the Early Notification of Community-Based Epidemics (ESSENCE-FL) includes chief complaint data from 211 of 212 Florida EDs and 77 of 80 Florida FSEDs. Data are transmitted electronically to ESSENCE-FL daily or hourly.

COVID-19: summary for Bay County

Data through Jun 27, 2020 verified as of Jun 28, 2020 at 09:25 AM

Data in this report are provisional and subject to change.

Confirmed cases

Total cases	**322**
Florida residents	304
Non-Florida residents	18
Gender for Florida residents	
Men	140
Women	164
Unknown	0
Age for Florida residents	
Range	1 - 93
Median age	41

Cases confirmed in Florida residents dy date case confirmed

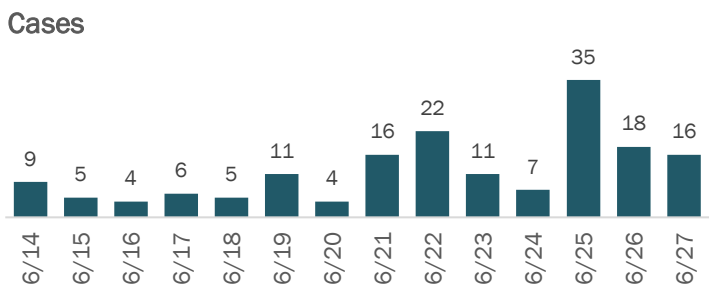

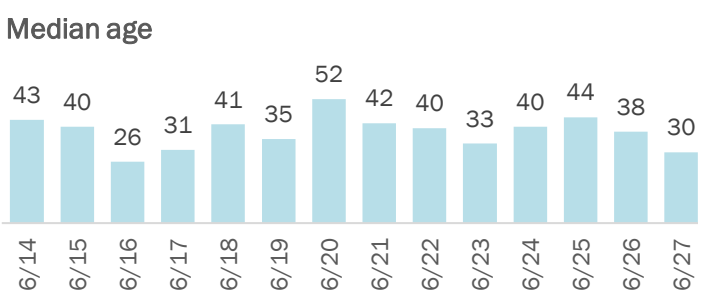

Race, ethnicity	Cases		Hospitalizations		Deaths	
White	232	76%	23	70%	3	75%
Hispanic	70	23%	8	24%	0	0%
Non-Hispanic	155	51%	14	42%	3	75%
Unknown ethnicity	7	2%	1	3%	0	0%
Black	35	12%	5	15%	0	0%
Hispanic	0	0%	0	0%	0	0%
Non-Hispanic	28	9%	5	15%	0	0%
Unknown ethnicity	7	2%	0	0%	0	0%
Other	19	6%	4	12%	1	25%
Hispanic	11	4%	4	12%	1	25%
Non-Hispanic	4	1%	0	0%	0	0%
Unknown ethnicity	4	1%	0	0%	0	0%
Unknown race	18	6%	1	3%	0	0%
Hispanic	1	0%	0	0%	0	0%
Non-Hispanic	1	0%	1	3%	0	0%
Unknown ethnicity	16	5%	0	0%	0	0%
Total	**304**		**33**		**4**	

Hospitalization counts include anyone who was hospitalized at some point during their illness. It does not reflect the number of people currently hospitalized.

Other race includes any person with a race of American Indian/Alaskan native, Asian, native Hawaiian/Pacific Islander, or other.

Outcomes for Florida residents		
Bay		
Hospitalizations	33	(11% of all cases)
Deaths	4	(1% of all cases)
Statewide		
Hospitalizations	14,244	(10% of all cases)
Deaths	3,419	(2% of all cases)

Cases in facility staff/residents		
Bay		
Long-term care	42	(14% of all cases)
Correctional	4	(1% of all cases)
Statewide		
Long-term care	13,021	(9% of all cases)
Correctional	3,645	(3% of all cases)

Laboratory testing for Florida residents and non-Florida residents over the past 2 weeks

Number and percent of positive labs

These counts include the number of people for whom the department received laboratory results by day. This percent is the number of people who test positive for the first time divided by all the people tested that day, excluding people who have previously tested positive.

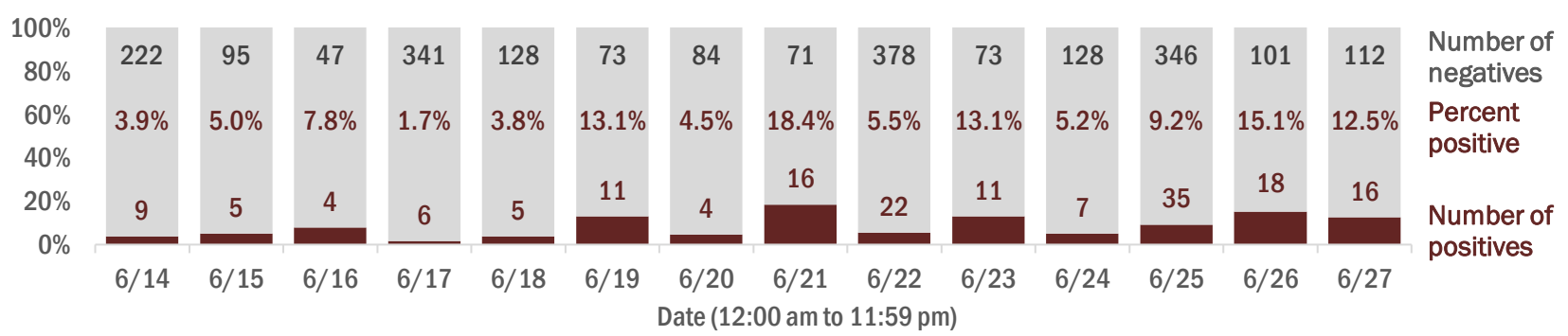

Emergency department (ED) and freestanding ED (FSED) chief complaint and admission data for Bay County

Daily percent of ED visits mentioning cough, fever, or shortness of breath

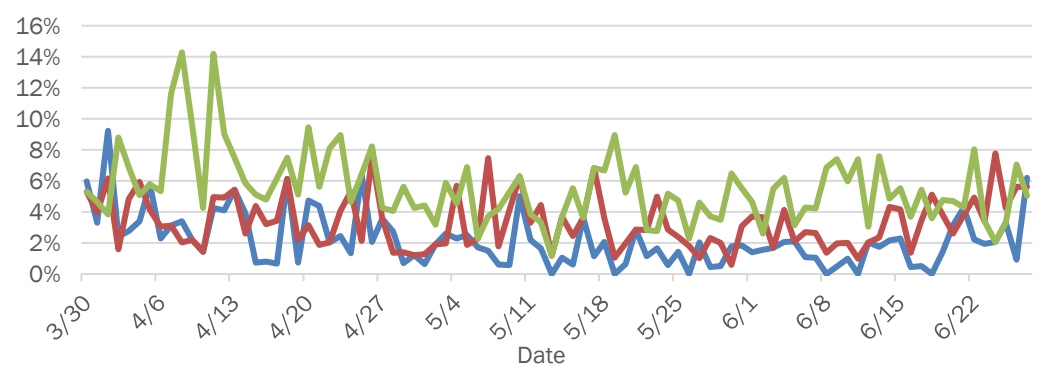

Weekly count of ED and FSED visits for influenza-like illness

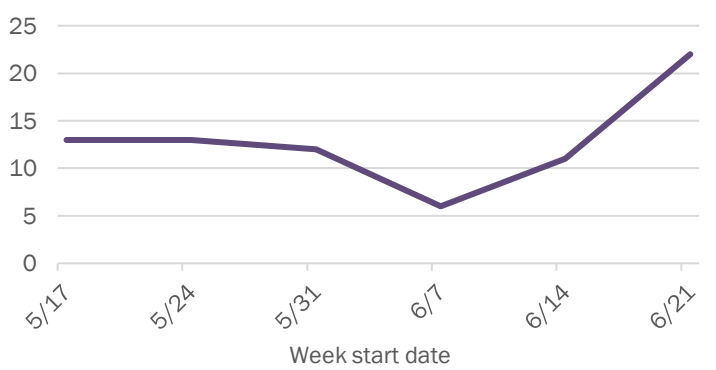

Daily percent of ED visits resulting in cough-associated admissions

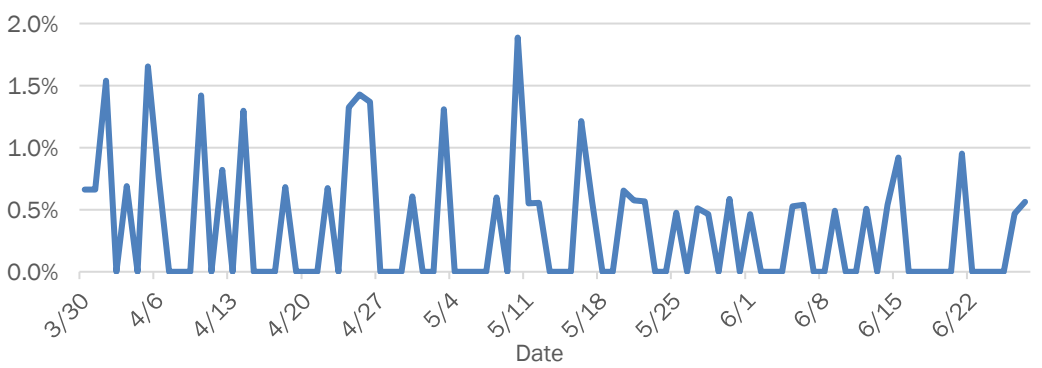

Weekly count of ED and FSED visits for COVID-like illness

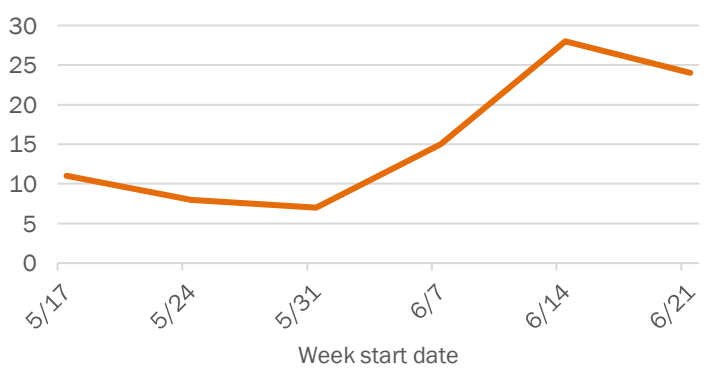

The Electronic Surveillance System for the Early Notification of Community-Based Epidemics (ESSENCE-FL) includes chief complaint data from 211 of 212 Florida EDs and 77 of 80 Florida FSEDs. Data are transmitted electronically to ESSENCE-FL daily or hourly.

COVID-19: summary for Bradford County

Data through Jun 27, 2020 verified as of Jun 28, 2020 at 09:25 AM

Data in this report are provisional and subject to change.

Confirmed cases

Total cases	**82**
Florida residents	82
Non-Florida residents	0
Gender for Florida residents	
Men	22
Women	60
Unknown	0
Age for Florida residents	
Range	1 - 107
Median age	50

Cases confirmed in Florida residents dy date case confirmed

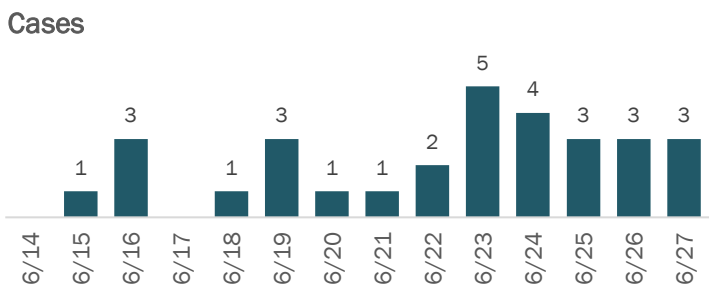

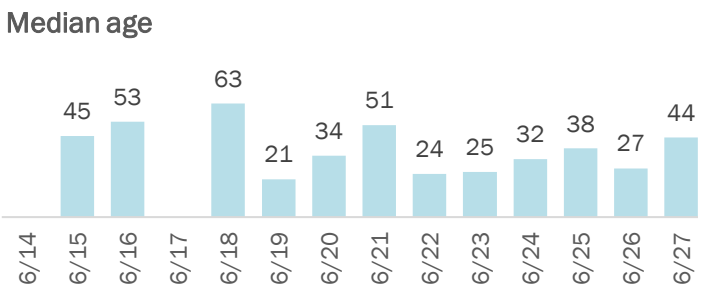

Race, ethnicity	Cases		Hospitalizations		Deaths	
White	61	74%	10	77%	2	100%
Hispanic	4	5%	0	0%	0	0%
Non-Hispanic	55	67%	10	77%	2	100%
Unknown ethnicity	2	2%	0	0%	0	0%
Black	16	20%	2	15%	0	0%
Hispanic	0	0%	0	0%	0	0%
Non-Hispanic	16	20%	2	15%	0	0%
Unknown ethnicity	0	0%	0	0%	0	0%
Other	3	4%	1	8%	0	0%
Hispanic	2	2%	0	0%	0	0%
Non-Hispanic	1	1%	1	8%	0	0%
Unknown ethnicity	0	0%	0	0%	0	0%
Unknown race	2	2%	0	0%	0	0%
Hispanic	0	0%	0	0%	0	0%
Non-Hispanic	0	0%	0	0%	0	0%
Unknown ethnicity	2	2%	0	0%	0	0%
Total	**82**		**13**		**2**	

Hospitalization counts include anyone who was hospitalized at some point during their illness. It does not reflect the number of people currently hospitalized.

Other race includes any person with a race of American Indian/Alaskan native, Asian, native Hawaiian/Pacific Islander, or other.

Outcomes for Florida residents		
Bradford		
Hospitalizations	13	(16% of all cases)
Deaths	2	(2% of all cases)
Statewide		
Hospitalizations	14,244	(10% of all cases)
Deaths	3,419	(2% of all cases)

Cases in facility staff/residents		
Bradford		
Long-term care	28	(34% of all cases)
Correctional	2	(2% of all cases)
Statewide		
Long-term care	13,021	(9% of all cases)
Correctional	3,645	(3% of all cases)

Laboratory testing for Florida residents and non-Florida residents over the past 2 weeks

Number and percent of positive labs

These counts include the number of people for whom the department received laboratory results by day. This percent is the number of people who test positive for the first time divided by all the people tested that day, excluding people who have previously tested positive.

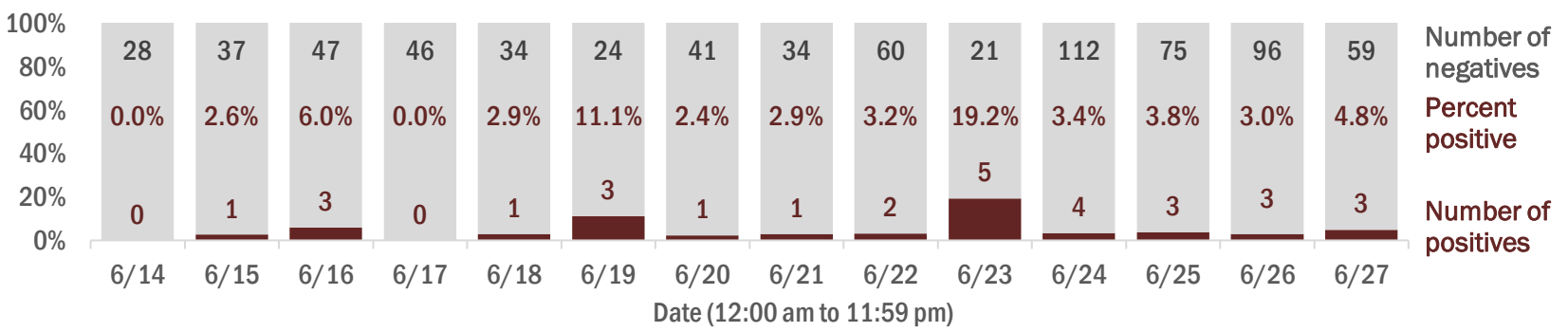

Emergency department (ED) and freestanding ED (FSED) chief complaint and admission data for Bradford County

Daily percent of ED visits mentioning cough, fever, or shortness of breath

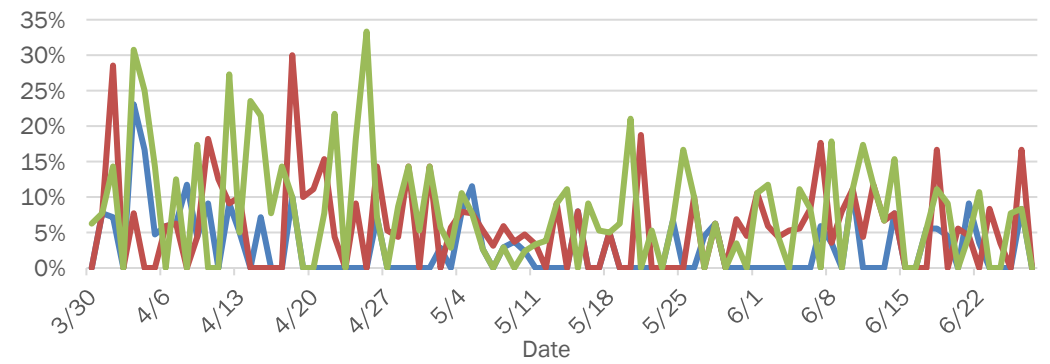

Weekly count of ED and FSED visits for influenza-like illness

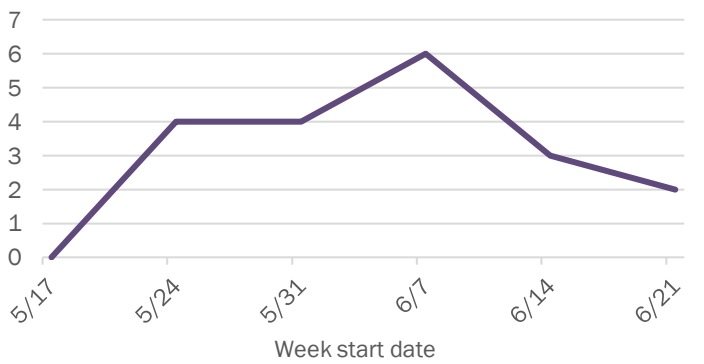

Daily percent of ED visits resulting in cough-associated admissions

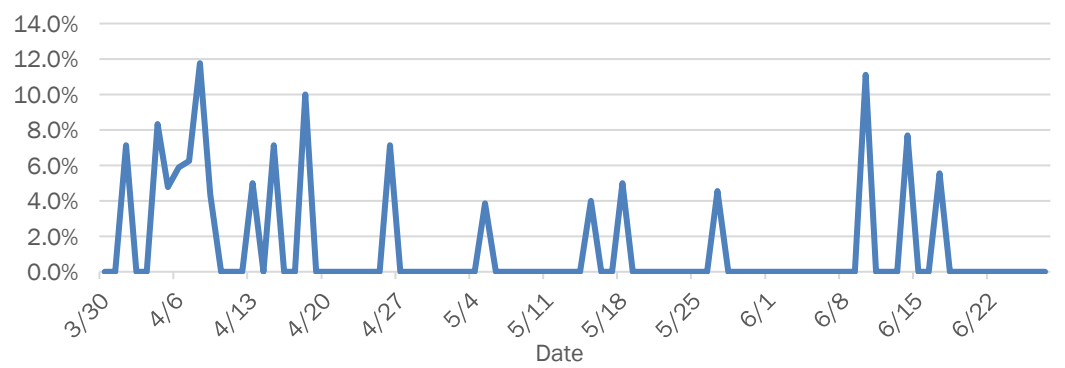

Weekly count of ED and FSED visits for COVID-like illness

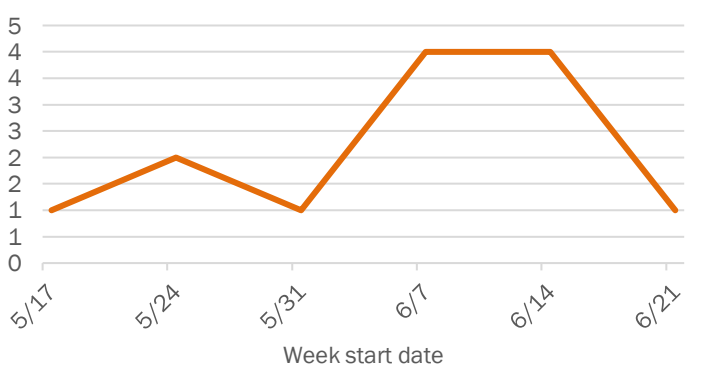

The Electronic Surveillance System for the Early Notification of Community-Based Epidemics (ESSENCE-FL) includes chief complaint data from 211 of 212 Florida EDs and 77 of 80 Florida FSEDs. Data are transmitted electronically to ESSENCE-FL daily or hourly.

COVID-19: summary for Brevard County

Data through Jun 27, 2020 verified as of Jun 28, 2020 at 09:25 AM

Data in this report are provisional and subject to change.

Confirmed cases

Total cases	**1,631**
Florida residents	1,615
Non-Florida residents	16
Gender for Florida residents	
Men	793
Women	820
Unknown	2
Age for Florida residents	
Range	0 - 99
Median age	37

Cases confirmed in Florida residents dy date case confirmed

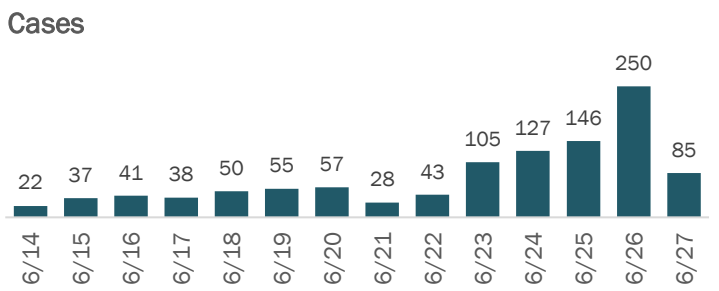

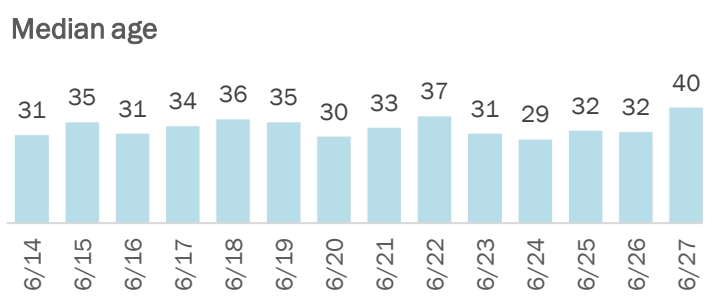

Race, ethnicity	Cases		Hospitalizations		Deaths	
White	952	59%	75	69%	10	59%
Hispanic	236	15%	19	18%	0	0%
Non-Hispanic	678	42%	53	49%	9	53%
Unknown ethnicity	38	2%	3	3%	1	6%
Black	113	7%	14	13%	6	35%
Hispanic	6	0%	1	1%	0	0%
Non-Hispanic	101	6%	12	11%	5	29%
Unknown ethnicity	6	0%	1	1%	1	6%
Other	102	6%	13	12%	1	6%
Hispanic	60	4%	6	6%	0	0%
Non-Hispanic	34	2%	7	6%	1	6%
Unknown ethnicity	8	0%	0	0%	0	0%
Unknown race	448	28%	6	6%	0	0%
Hispanic	10	1%	1	1%	0	0%
Non-Hispanic	29	2%	1	1%	0	0%
Unknown ethnicity	409	25%	4	4%	0	0%
Total	**1,615**		**108**		**17**	

Hospitalization counts include anyone who was hospitalized at some point during their illness. It does not reflect the number of people currently hospitalized.

Other race includes any person with a race of American Indian/Alaskan native, Asian, native Hawaiian/Pacific Islander, or other.

Outcomes for Florida residents		
Brevard		
Hospitalizations	108	(7% of all cases)
Deaths	17	(1% of all cases)
Statewide		
Hospitalizations	14,244	(10% of all cases)
Deaths	3,419	(2% of all cases)

Cases in facility staff/residents		
Brevard		
Long-term care	56	(3% of all cases)
Correctional	3	(0% of all cases)
Statewide		
Long-term care	13,021	(9% of all cases)
Correctional	3,645	(3% of all cases)

Laboratory testing for Florida residents and non-Florida residents over the past 2 weeks

Number and percent of positive labs

These counts include the number of people for whom the department received laboratory results by day. This percent is the number of people who test positive for the first time divided by all the people tested that day, excluding people who have previously tested positive.

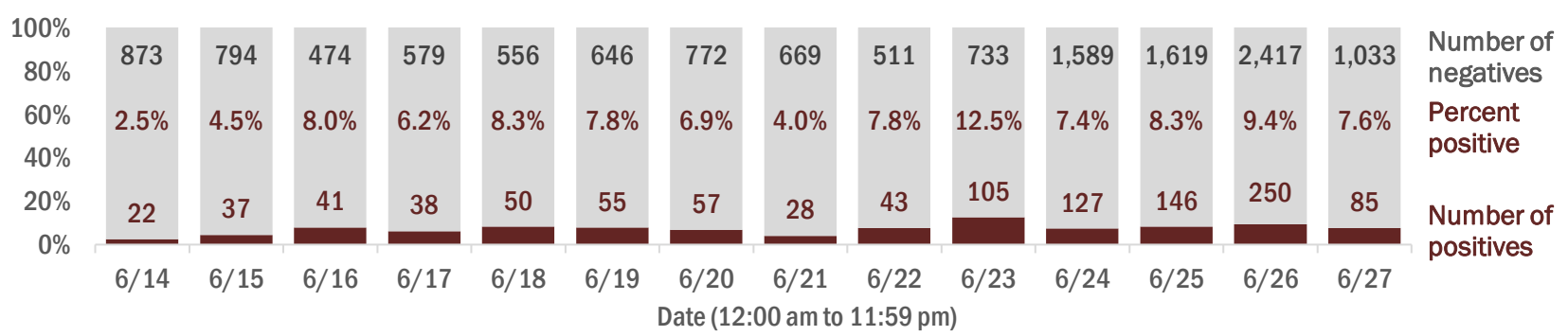

Emergency department (ED) and freestanding ED (FSED) chief complaint and admission data for Brevard County

Daily percent of ED visits mentioning cough, fever, or shortness of breath

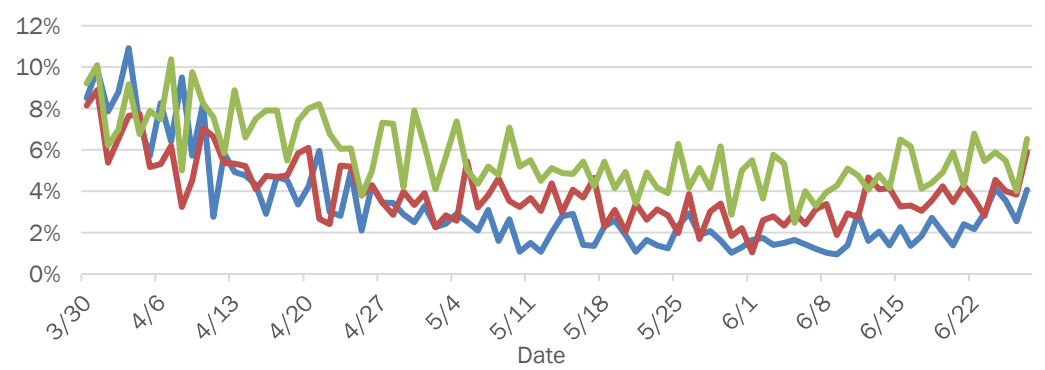

Weekly count of ED and FSED visits for influenza-like illness

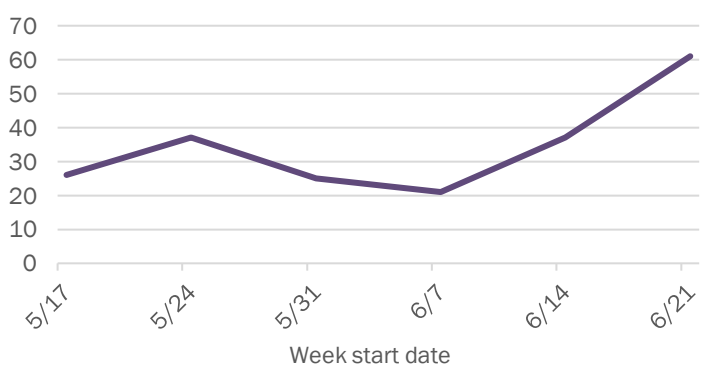

Daily percent of ED visits resulting in cough-associated admissions

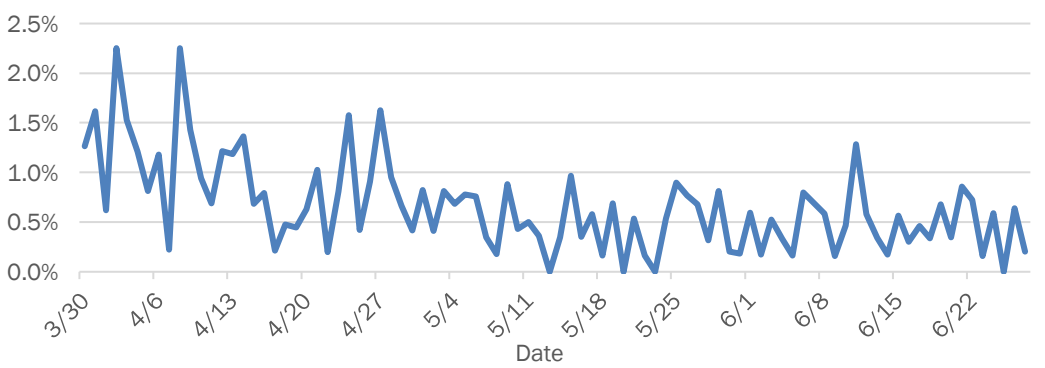

Weekly count of ED and FSED visits for COVID-like illness

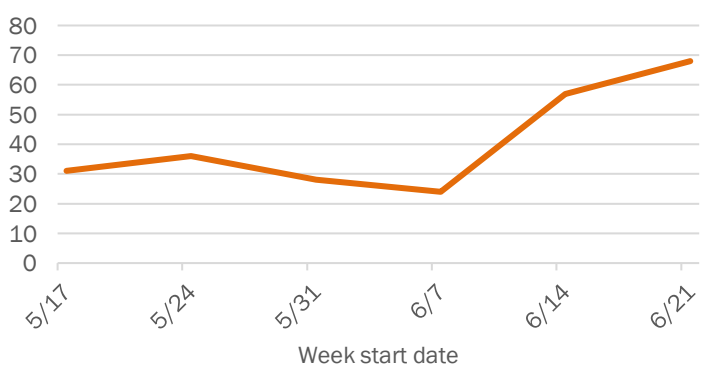

The Electronic Surveillance System for the Early Notification of Community-Based Epidemics (ESSENCE-FL) includes chief complaint data from 211 of 212 Florida EDs and 77 of 80 Florida FSEDs. Data are transmitted electronically to ESSENCE-FL daily or hourly.

COVID-19: summary for Broward County

Data through Jun 27, 2020 verified as of Jun 28, 2020 at 09:25 AM

Data in this report are provisional and subject to change.

Confirmed cases

Total cases	**14,620**
Florida residents	14,316
Non-Florida residents	304
Gender for Florida residents	
Men	7,080
Women	7,227
Unknown	9
Age for Florida residents	
Range	0 - 102
Median age	42

Cases confirmed in Florida residents dy date case confirmed

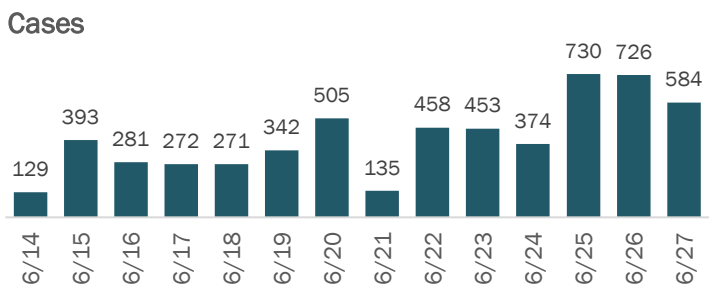

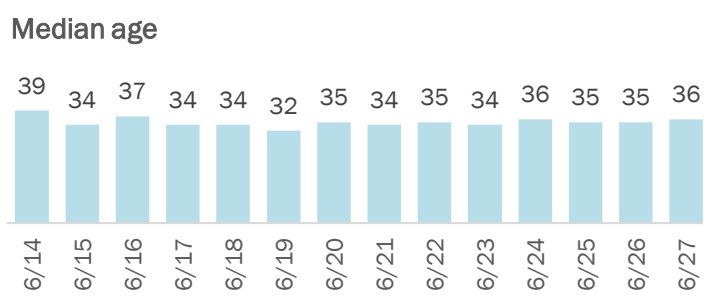

Race, ethnicity	Cases		Hospitalizations		Deaths	
White	6,659	47%	856	44%	205	54%
Hispanic	3,891	27%	358	18%	35	9%
Non-Hispanic	2,715	19%	492	25%	170	45%
Unknown ethnicity	53	0%	6	0%	0	0%
Black	4,570	32%	909	47%	147	38%
Hispanic	295	2%	60	3%	3	1%
Non-Hispanic	4,221	29%	848	43%	144	38%
Unknown ethnicity	54	0%	1	0%	0	0%
Other	1,185	8%	166	9%	29	8%
Hispanic	669	5%	81	4%	8	2%
Non-Hispanic	486	3%	82	4%	21	5%
Unknown ethnicity	30	0%	3	0%	0	0%
Unknown race	1,902	13%	21	1%	1	0%
Hispanic	250	2%	10	1%	1	0%
Non-Hispanic	156	1%	7	0%	0	0%
Unknown ethnicity	1,496	10%	4	0%	0	0%
Total	**14,316**		**1,952**		**382**	

Hospitalization counts include anyone who was hospitalized at some point during their illness. It does not reflect the number of people currently hospitalized.

Other race includes any person with a race of American Indian/Alaskan native, Asian, native Hawaiian/Pacific Islander, or other.

Outcomes for Florida residents		
Broward		
Hospitalizations	1,952	(14% of all cases)
Deaths	382	(3% of all cases)
Statewide		
Hospitalizations	14,244	(10% of all cases)
Deaths	3,419	(2% of all cases)

Cases in facility staff/residents		
Broward		
Long-term care	1,130	(8% of all cases)
Correctional	203	(1% of all cases)
Statewide		
Long-term care	13,021	(9% of all cases)
Correctional	3,645	(3% of all cases)

Laboratory testing for Florida residents and non-Florida residents over the past 2 weeks

Number and percent of positive labs

These counts include the number of people for whom the department received laboratory results by day. This percent is the number of people who test positive for the first time divided by all the people tested that day, excluding people who have previously tested positive.

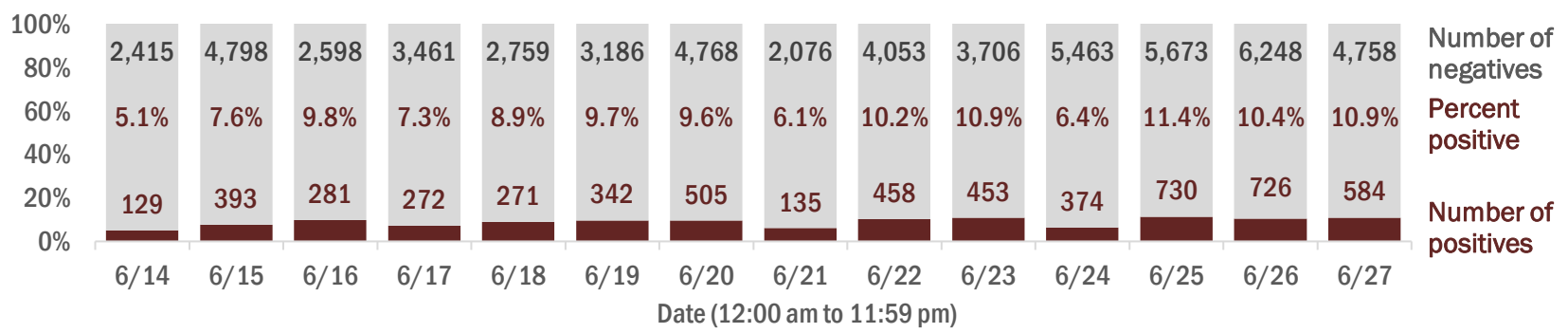

Emergency department (ED) and freestanding ED (FSED) chief complaint and admission data for Broward County

Daily percent of ED visits mentioning cough, fever, or shortness of breath

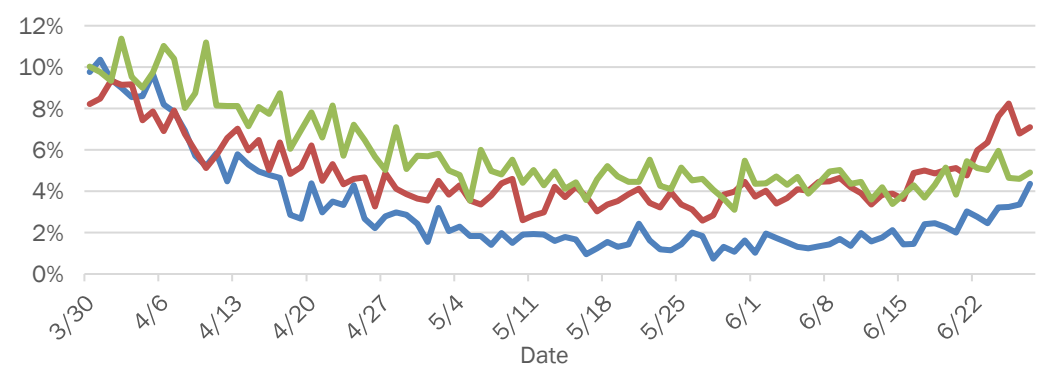

Weekly count of ED and FSED visits for influenza-like illness

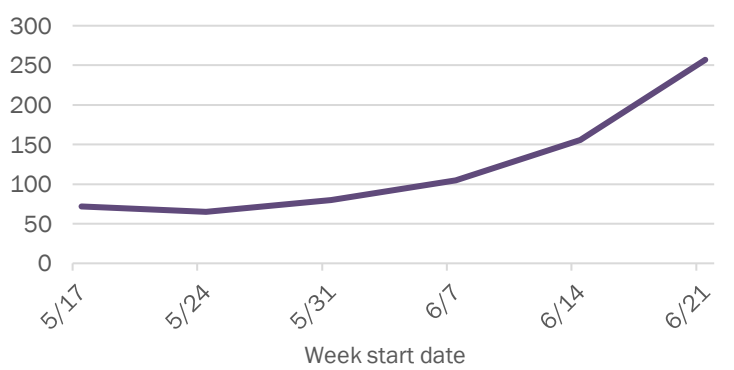

Daily percent of ED visits resulting in cough-associated admissions

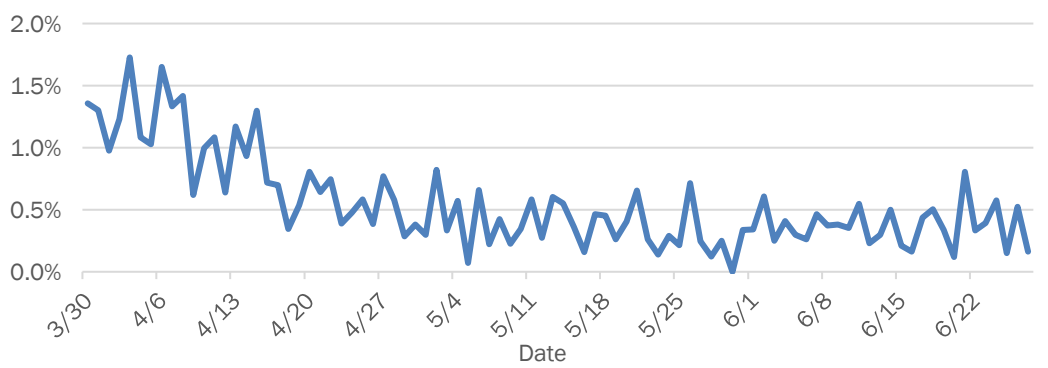

Weekly count of ED and FSED visits for COVID-like illness

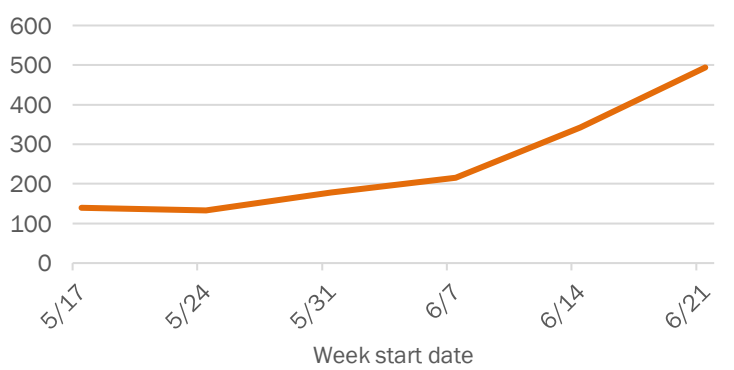

The Electronic Surveillance System for the Early Notification of Community-Based Epidemics (ESSENCE-FL) includes chief complaint data from 211 of 212 Florida EDs and 77 of 80 Florida FSEDs. Data are transmitted electronically to ESSENCE-FL daily or hourly.

COVID-19: summary for Calhoun County

Data through Jun 27, 2020 verified as of Jun 28, 2020 at 09:25 AM

Data in this report are provisional and subject to change.

Confirmed cases

Total cases	**76**
Florida residents	76
Non-Florida residents	0
Gender for Florida residents	
Men	19
Women	57
Unknown	0
Age for Florida residents	
Range	20 - 99
Median age	77

Cases confirmed in Florida residents dy date case confirmed

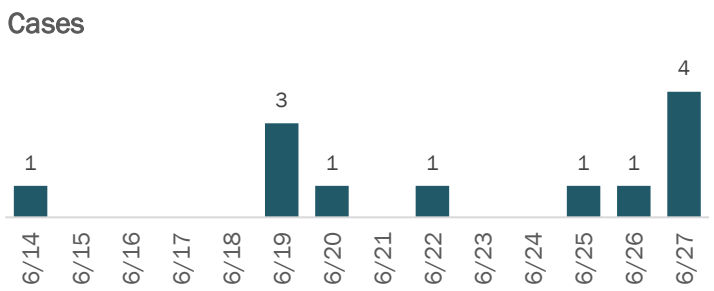

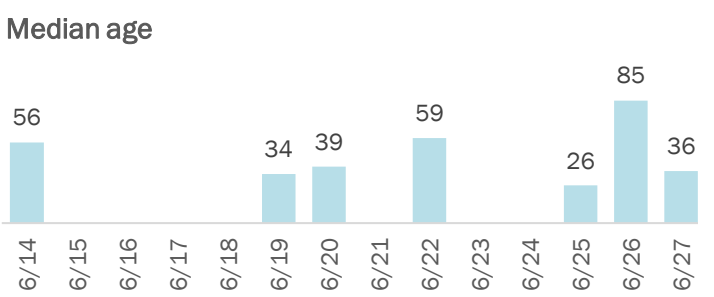

Race, ethnicity	Cases		Hospitalizations		Deaths	
White	52	68%	3	43%	6	100%
Hispanic	1	1%	0	0%	0	0%
Non-Hispanic	47	62%	3	43%	6	100%
Unknown ethnicity	4	5%	0	0%	0	0%
Black	10	13%	2	29%	0	0%
Hispanic	0	0%	0	0%	0	0%
Non-Hispanic	9	12%	2	29%	0	0%
Unknown ethnicity	1	1%	0	0%	0	0%
Other	2	3%	2	29%	0	0%
Hispanic	0	0%	0	0%	0	0%
Non-Hispanic	2	3%	2	29%	0	0%
Unknown ethnicity	0	0%	0	0%	0	0%
Unknown race	12	16%	0	0%	0	0%
Hispanic	0	0%	0	0%	0	0%
Non-Hispanic	0	0%	0	0%	0	0%
Unknown ethnicity	12	16%	0	0%	0	0%
Total	**76**		**7**		**6**	

Hospitalization counts include anyone who was hospitalized at some point during their illness. It does not reflect the number of people currently hospitalized.

Other race includes any person with a race of American Indian/Alaskan native, Asian, native Hawaiian/Pacific Islander, or other.

Outcomes for Florida residents

Calhoun		
Hospitalizations	7	(9% of all cases)
Deaths	6	(8% of all cases)
Statewide		
Hospitalizations	14,244	(10% of all cases)
Deaths	3,419	(2% of all cases)

Cases in facility staff/residents

Calhoun		
Long-term care	56	(74% of all cases)
Correctional	5	(7% of all cases)
Statewide		
Long-term care	13,021	(9% of all cases)
Correctional	3,645	(3% of all cases)

Laboratory testing for Florida residents and non-Florida residents over the past 2 weeks

Number and percent of positive labs

These counts include the number of people for whom the department received laboratory results by day. This percent is the number of people who test positive for the first time divided by all the people tested that day, excluding people who have previously tested positive.

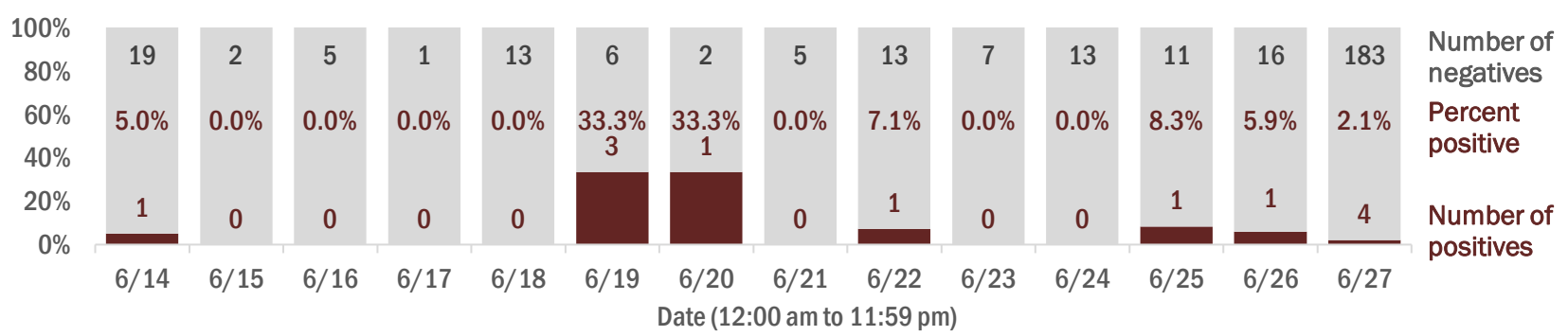

Emergency department (ED) and freestanding ED (FSED) chief complaint and admission data for Calhoun County

Daily percent of ED visits mentioning cough, fever, or shortness of breath

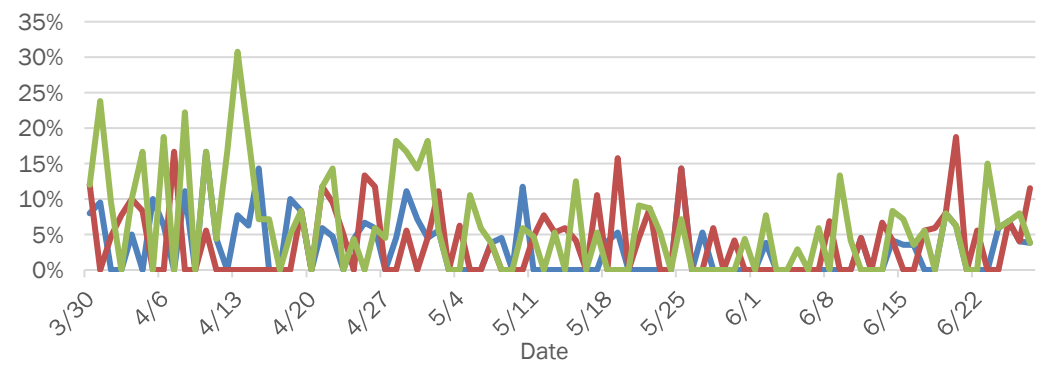

Weekly count of ED and FSED visits for influenza-like illness

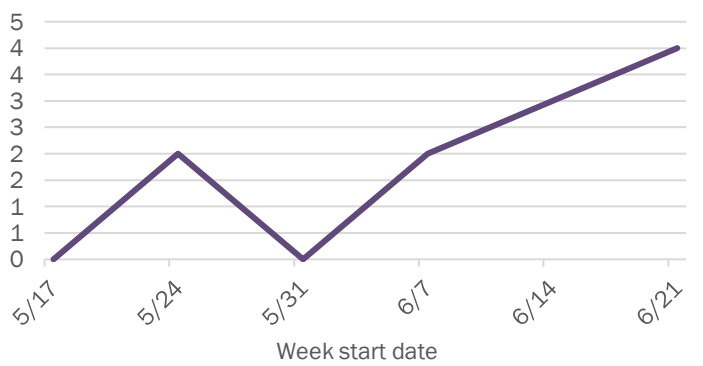

Daily percent of ED visits resulting in cough-associated admissions

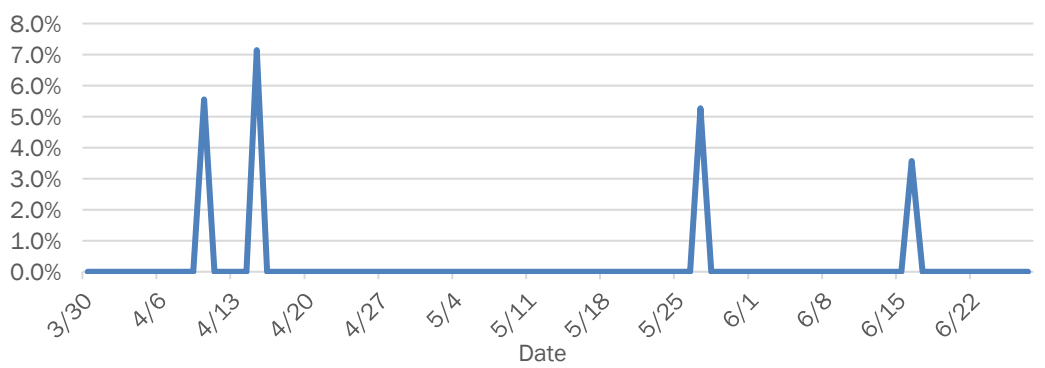

Weekly count of ED and FSED visits for COVID-like illness

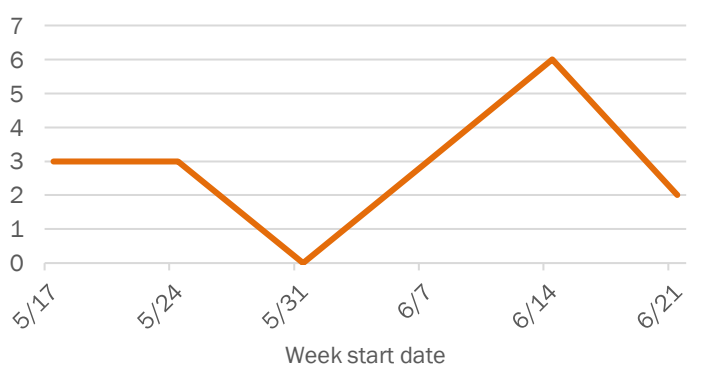

The Electronic Surveillance System for the Early Notification of Community-Based Epidemics (ESSENCE-FL) includes chief complaint data from 211 of 212 Florida EDs and 77 of 80 Florida FSEDs. Data are transmitted electronically to ESSENCE-FL daily or hourly.

COVID-19: summary for Charlotte County

Data through Jun 27, 2020 verified as of Jun 28, 2020 at 09:25 AM

Data in this report are provisional and subject to change.

Confirmed cases

Total cases	**714**
Florida residents	711
Non-Florida residents	3
Gender for Florida residents	
Men	292
Women	415
Unknown	4
Age for Florida residents	
Range	0 - 101
Median age	61

Cases confirmed in Florida residents dy date case confirmed

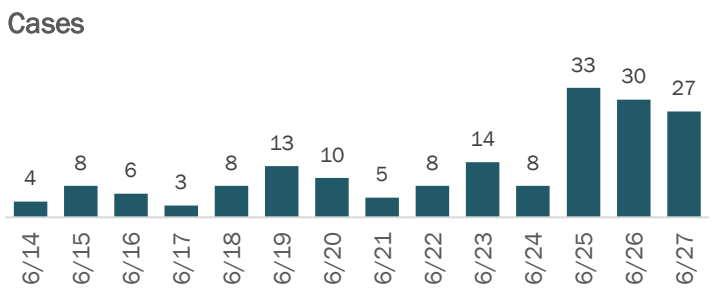

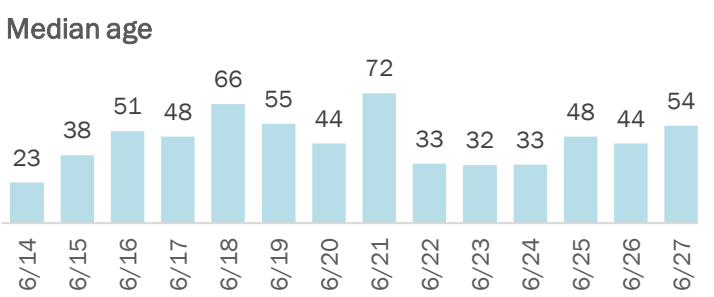

Race, ethnicity	Cases		Hospitalizations		Deaths	
White	562	79%	119	83%	63	83%
Hispanic	41	6%	5	3%	1	1%
Non-Hispanic	506	71%	110	77%	62	82%
Unknown ethnicity	15	2%	4	3%	0	0%
Black	58	8%	12	8%	6	8%
Hispanic	2	0%	0	0%	0	0%
Non-Hispanic	53	7%	12	8%	6	8%
Unknown ethnicity	3	0%	0	0%	0	0%
Other	17	2%	3	2%	1	1%
Hispanic	3	0%	0	0%	0	0%
Non-Hispanic	12	2%	3	2%	1	1%
Unknown ethnicity	2	0%	0	0%	0	0%
Unknown race	74	10%	9	6%	6	8%
Hispanic	1	0%	0	0%	0	0%
Non-Hispanic	2	0%	0	0%	2	3%
Unknown ethnicity	71	10%	9	6%	4	5%
Total	**711**		**143**		**76**	

Hospitalization counts include anyone who was hospitalized at some point during their illness. It does not reflect the number of people currently hospitalized.

Other race includes any person with a race of American Indian/Alaskan native, Asian, native Hawaiian/Pacific Islander, or other.

Outcomes for Florida residents		
Charlotte		
Hospitalizations	143	(20% of all cases)
Deaths	76	(11% of all cases)
Statewide		
Hospitalizations	14,244	(10% of all cases)
Deaths	3,419	(2% of all cases)

Cases in facility staff/residents		
Charlotte		
Long-term care	239	(34% of all cases)
Correctional	4	(1% of all cases)
Statewide		
Long-term care	13,021	(9% of all cases)
Correctional	3,645	(3% of all cases)

Laboratory testing for Florida residents and non-Florida residents over the past 2 weeks

Number and percent of positive labs

These counts include the number of people for whom the department received laboratory results by day. This percent is the number of people who test positive for the first time divided by all the people tested that day, excluding people who have previously tested positive.

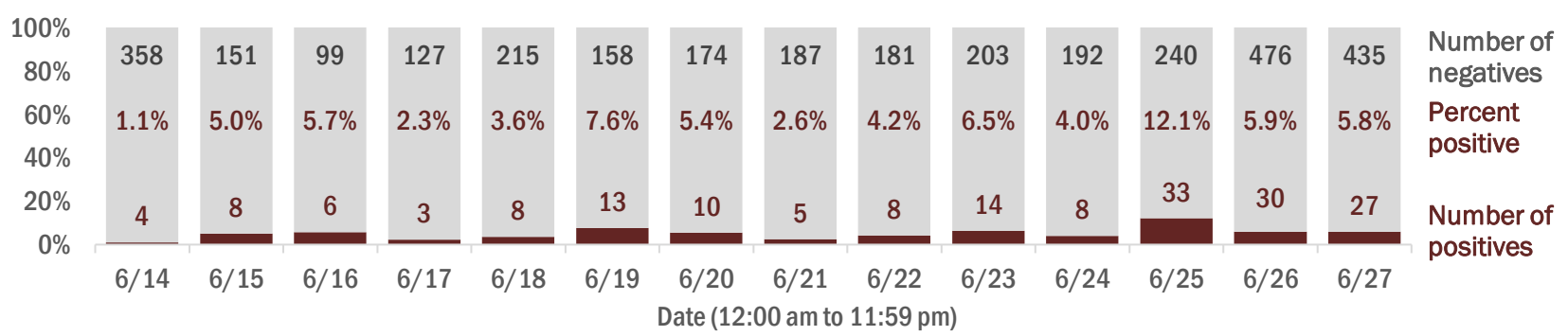

Emergency department (ED) and freestanding ED (FSED) chief complaint and admission data for Charlotte County

Daily percent of ED visits mentioning cough, fever, or shortness of breath

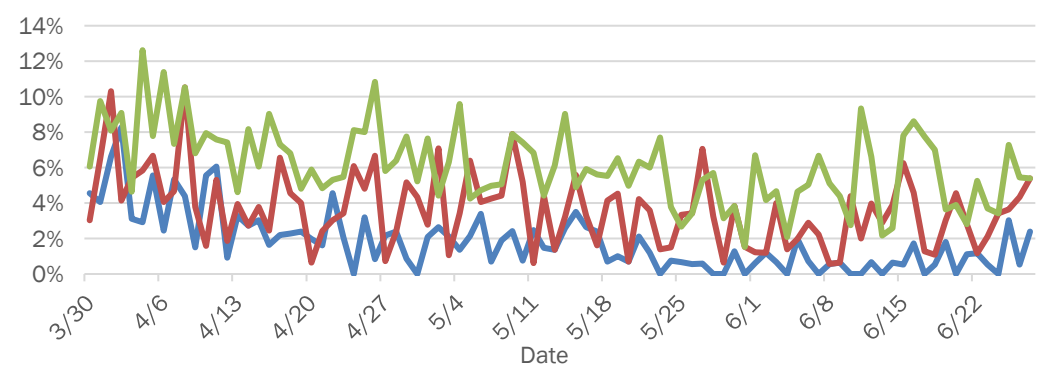

Weekly count of ED and FSED visits for influenza-like illness

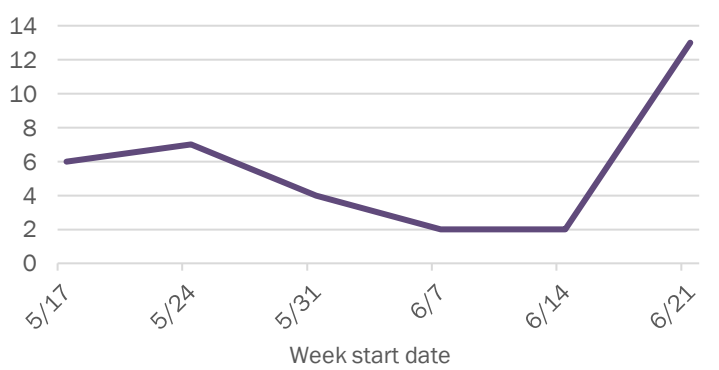

Daily percent of ED visits resulting in cough-associated admissions

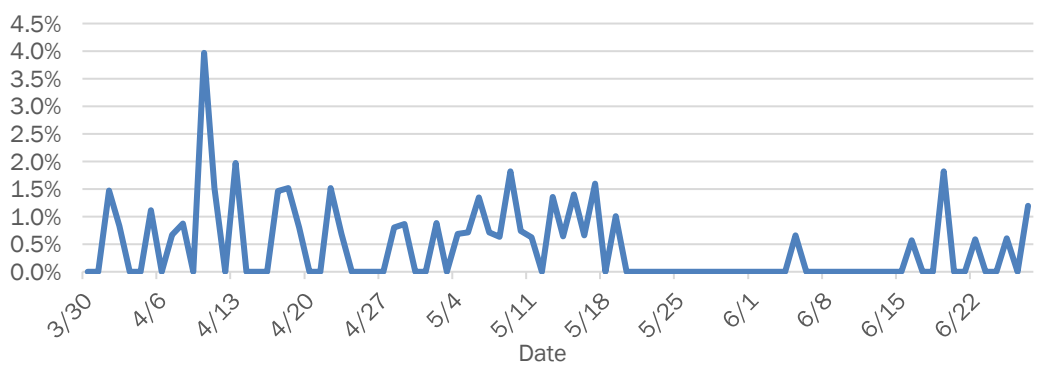

Weekly count of ED and FSED visits for COVID-like illness

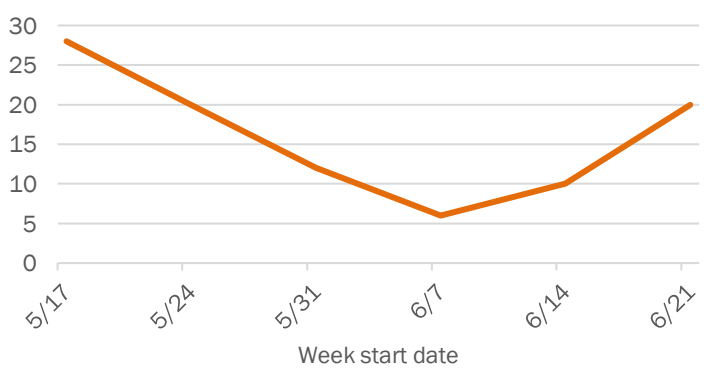

The Electronic Surveillance System for the Early Notification of Community-Based Epidemics (ESSENCE-FL) includes chief complaint data from 211 of 212 Florida EDs and 77 of 80 Florida FSEDs. Data are transmitted electronically to ESSENCE-FL daily or hourly.

COVID-19: summary for Citrus County

Data through Jun 27, 2020 verified as of Jun 28, 2020 at 09:25 AM

Data in this report are provisional and subject to change.

Confirmed cases

Total cases	**277**
Florida residents	277
Non-Florida residents	0
Gender for Florida residents	
Men	142
Women	134
Unknown	1
Age for Florida residents	
Range	0 - 97
Median age	53

Cases confirmed in Florida residents dy date case confirmed

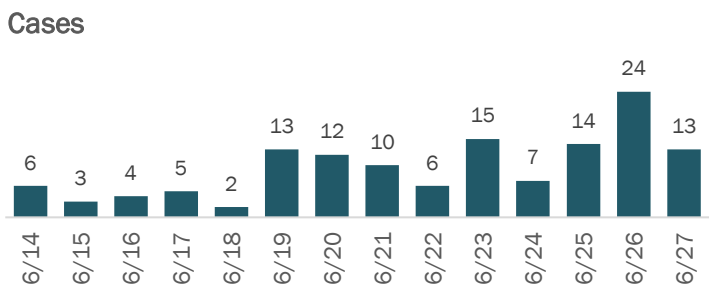

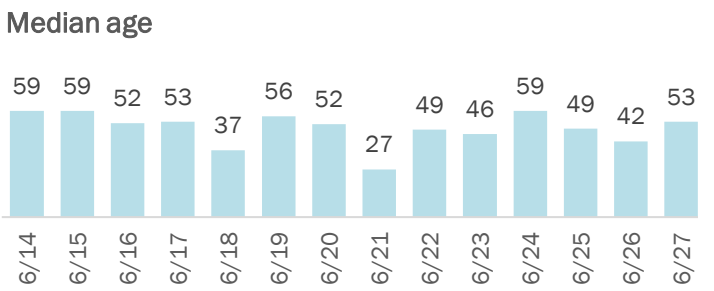

Race, ethnicity	Cases		Hospitalizations		Deaths	
White	217	78%	33	92%	12	100%
Hispanic	18	6%	1	3%	0	0%
Non-Hispanic	195	70%	32	89%	12	100%
Unknown ethnicity	4	1%	0	0%	0	0%
Black	13	5%	0	0%	0	0%
Hispanic	0	0%	0	0%	0	0%
Non-Hispanic	12	4%	0	0%	0	0%
Unknown ethnicity	1	0%	0	0%	0	0%
Other	13	5%	0	0%	0	0%
Hispanic	5	2%	0	0%	0	0%
Non-Hispanic	7	3%	0	0%	0	0%
Unknown ethnicity	1	0%	0	0%	0	0%
Unknown race	34	12%	3	8%	0	0%
Hispanic	3	1%	0	0%	0	0%
Non-Hispanic	0	0%	0	0%	0	0%
Unknown ethnicity	31	11%	3	8%	0	0%
Total	**277**		**36**		**12**	

Hospitalization counts include anyone who was hospitalized at some point during their illness. It does not reflect the number of people currently hospitalized.

Other race includes any person with a race of American Indian/Alaskan native, Asian, native Hawaiian/Pacific Islander, or other.

Outcomes for Florida residents		
Citrus		
Hospitalizations	36	(13% of all cases)
Deaths	12	(4% of all cases)
Statewide		
Hospitalizations	14,244	(10% of all cases)
Deaths	3,419	(2% of all cases)

Cases in facility staff/residents		
Citrus		
Long-term care	17	(6% of all cases)
Correctional	7	(3% of all cases)
Statewide		
Long-term care	13,021	(9% of all cases)
Correctional	3,645	(3% of all cases)

Laboratory testing for Florida residents and non-Florida residents over the past 2 weeks

Number and percent of positive labs

These counts include the number of people for whom the department received laboratory results by day. This percent is the number of people who test positive for the first time divided by all the people tested that day, excluding people who have previously tested positive.

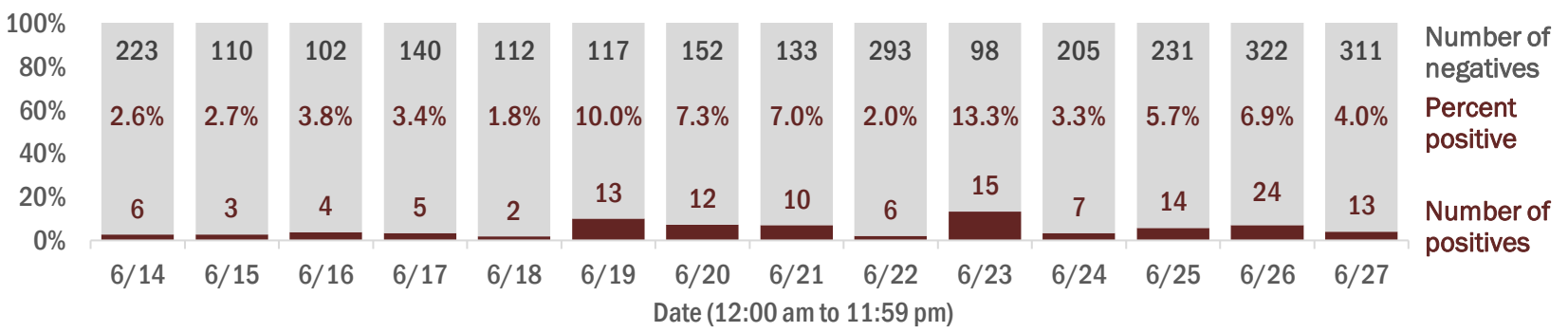

Emergency department (ED) and freestanding ED (FSED) chief complaint and admission data for Citrus County

Daily percent of ED visits mentioning cough, fever, or shortness of breath

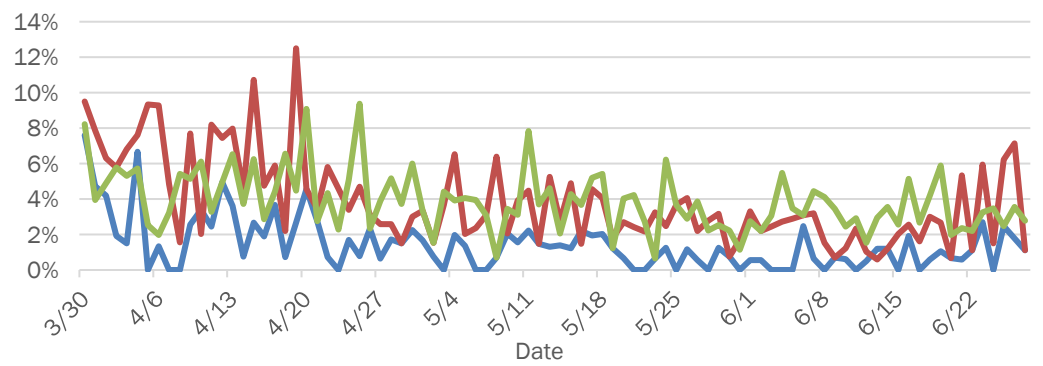

Weekly count of ED and FSED visits for influenza-like illness

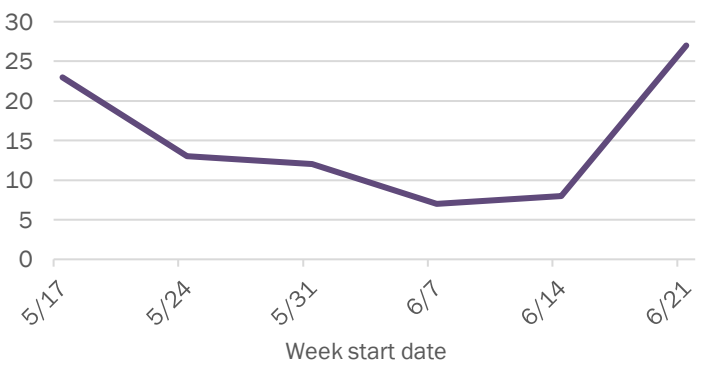

Daily percent of ED visits resulting in cough-associated admissions

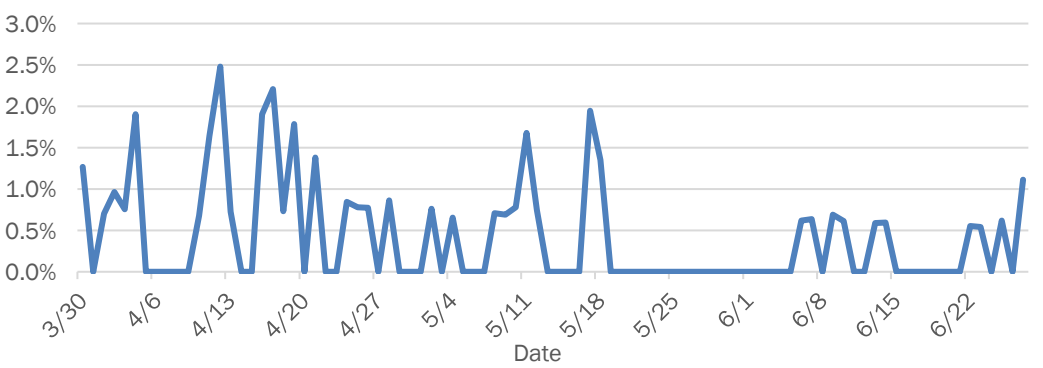

Weekly count of ED and FSED visits for COVID-like illness

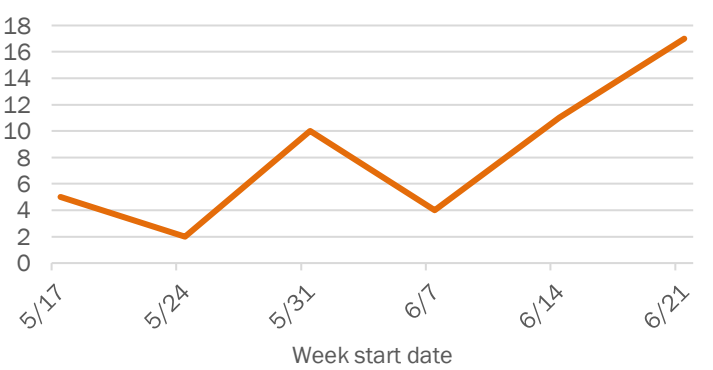

The Electronic Surveillance System for the Early Notification of Community-Based Epidemics (ESSENCE-FL) includes chief complaint data from 211 of 212 Florida EDs and 77 of 80 Florida FSEDs. Data are transmitted electronically to ESSENCE-FL daily or hourly.

COVID-19: summary for Clay County

Data through Jun 27, 2020 verified as of Jun 28, 2020 at 09:25 AM

Data in this report are provisional and subject to change.

Confirmed cases

Total cases	659
Florida residents	656
Non-Florida residents	3
Gender for Florida residents	
Men	285
Women	371
Unknown	0
Age for Florida residents	
Range	0 - 100
Median age	50

Cases confirmed in Florida residents dy date case confirmed

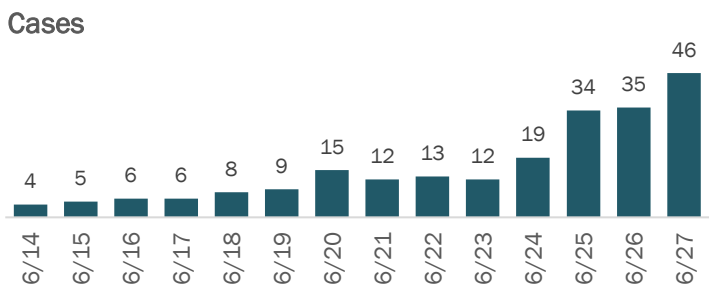

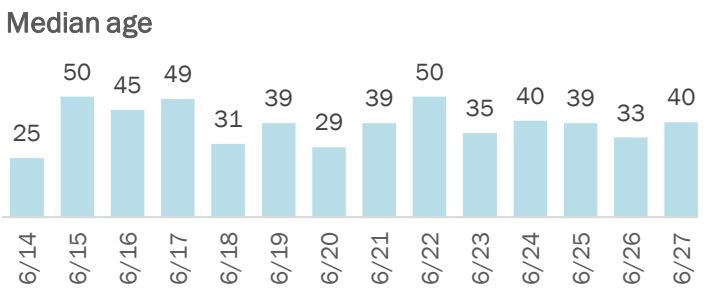

Race, ethnicity	Cases		Hospitalizations		Deaths	
White	337	51%	65	64%	24	71%
Hispanic	32	5%	6	6%	3	9%
Non-Hispanic	291	44%	58	57%	20	59%
Unknown ethnicity	14	2%	1	1%	1	3%
Black	127	19%	28	27%	6	18%
Hispanic	3	0%	0	0%	0	0%
Non-Hispanic	116	18%	28	27%	6	18%
Unknown ethnicity	8	1%	0	0%	0	0%
Other	61	9%	6	6%	3	9%
Hispanic	25	4%	2	2%	0	0%
Non-Hispanic	35	5%	4	4%	3	9%
Unknown ethnicity	1	0%	0	0%	0	0%
Unknown race	131	20%	3	3%	1	3%
Hispanic	1	0%	0	0%	0	0%
Non-Hispanic	3	0%	0	0%	0	0%
Unknown ethnicity	127	19%	3	3%	1	3%
Total	**656**		**102**		**34**	

Hospitalization counts include anyone who was hospitalized at some point during their illness. It does not reflect the number of people currently hospitalized.

Other race includes any person with a race of American Indian/Alaskan native, Asian, native Hawaiian/Pacific Islander, or other.

Outcomes for Florida residents		
Clay		
Hospitalizations	102	(16% of all cases)
Deaths	34	(5% of all cases)
Statewide		
Hospitalizations	14,244	(10% of all cases)
Deaths	3,419	(2% of all cases)

Cases in facility staff/residents		
Clay		
Long-term care	202	(31% of all cases)
Correctional	1	(0% of all cases)
Statewide		
Long-term care	13,021	(9% of all cases)
Correctional	3,645	(3% of all cases)

Laboratory testing for Florida residents and non-Florida residents over the past 2 weeks

Number and percent of positive labs

These counts include the number of people for whom the department received laboratory results by day. This percent is the number of people who test positive for the first time divided by all the people tested that day, excluding people who have previously tested positive.

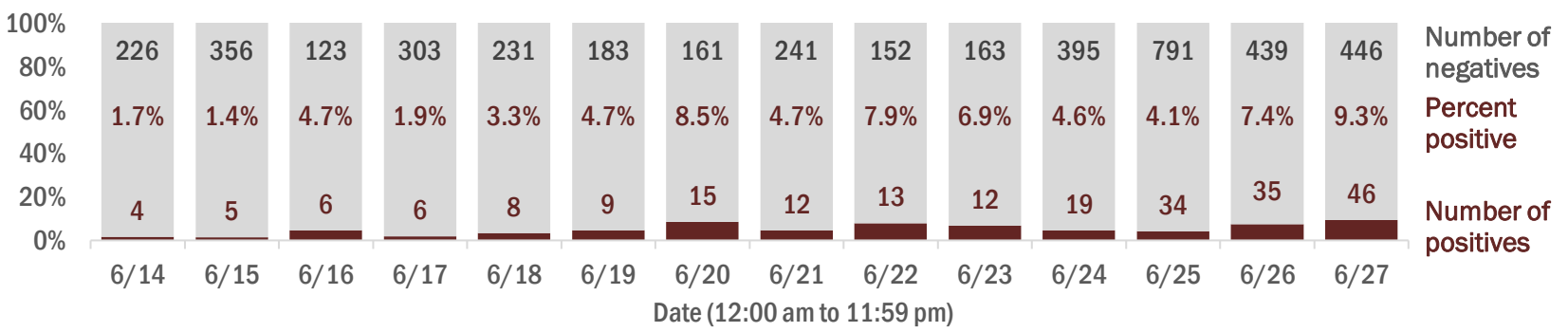

Emergency department (ED) and freestanding ED (FSED) chief complaint and admission data for Clay County

Daily percent of ED visits mentioning cough, fever, or shortness of breath

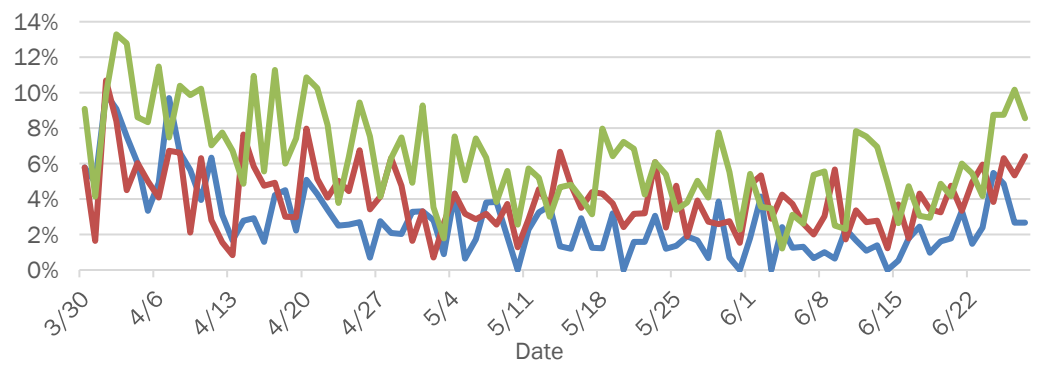

Weekly count of ED and FSED visits for influenza-like illness

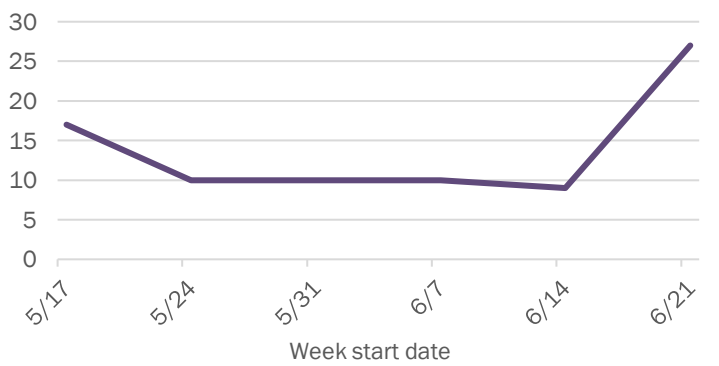

Daily percent of ED visits resulting in cough-associated admissions

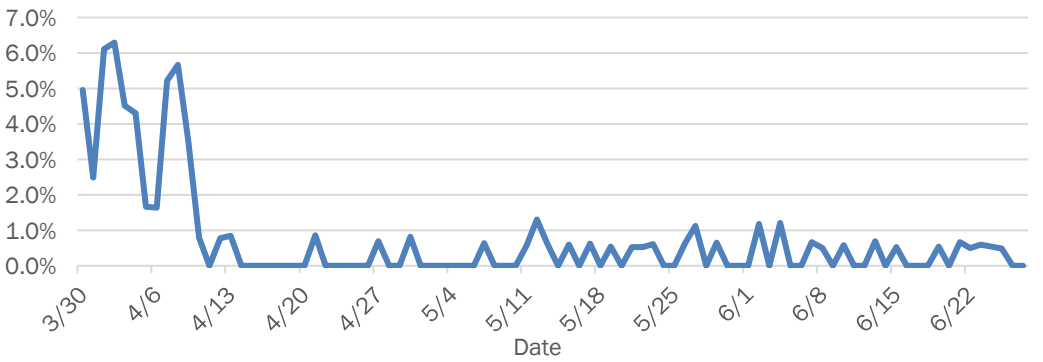

Weekly count of ED and FSED visits for COVID-like illness

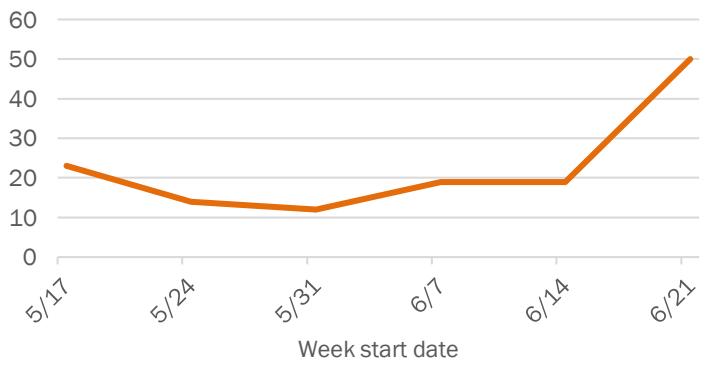

The Electronic Surveillance System for the Early Notification of Community-Based Epidemics (ESSENCE-FL) includes chief complaint data from 211 of 212 Florida EDs and 77 of 80 Florida FSEDs. Data are transmitted electronically to ESSENCE-FL daily or hourly.

COVID-19: summary for Collier County

Data through Jun 27, 2020 verified as of Jun 28, 2020 at 09:25 AM

Data in this report are provisional and subject to change.

Confirmed cases

Total cases	**4,087**
Florida residents	4,001
Non-Florida residents	86
Gender for Florida residents	
Men	2,035
Women	1,960
Unknown	6
Age for Florida residents	
Range	0 - 101
Median age	38

Cases confirmed in Florida residents dy date case confirmed

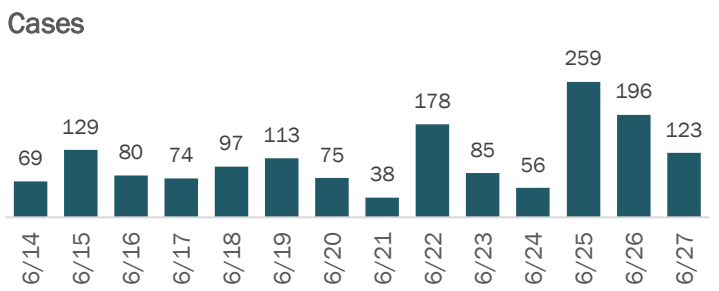

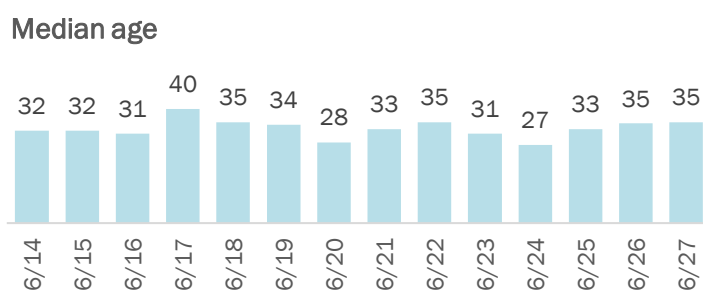

Race, ethnicity	Cases		Hospitalizations		Deaths	
White	2,081	52%	218	68%	55	77%
Hispanic	1,366	34%	104	33%	15	21%
Non-Hispanic	619	15%	114	36%	38	54%
Unknown ethnicity	96	2%	0	0%	2	3%
Black	187	5%	28	9%	6	8%
Hispanic	7	0%	1	0%	0	0%
Non-Hispanic	170	4%	27	8%	5	7%
Unknown ethnicity	10	0%	0	0%	1	1%
Other	332	8%	37	12%	3	4%
Hispanic	278	7%	31	10%	2	3%
Non-Hispanic	35	1%	6	2%	0	0%
Unknown ethnicity	19	0%	0	0%	1	1%
Unknown race	1,401	35%	37	12%	7	10%
Hispanic	268	7%	12	4%	0	0%
Non-Hispanic	38	1%	2	1%	1	1%
Unknown ethnicity	1,095	27%	23	7%	6	8%
Total	**4,001**		**320**		**71**	

Hospitalization counts include anyone who was hospitalized at some point during their illness. It does not reflect the number of people currently hospitalized.

Other race includes any person with a race of American Indian/Alaskan native, Asian, native Hawaiian/Pacific Islander, or other.

Outcomes for Florida residents

Collier		
Hospitalizations	320	(8% of all cases)
Deaths	71	(2% of all cases)
Statewide		
Hospitalizations	14,244	(10% of all cases)
Deaths	3,419	(2% of all cases)

Cases in facility staff/residents

Collier		
Long-term care	255	(6% of all cases)
Correctional	4	(0% of all cases)
Statewide		
Long-term care	13,021	(9% of all cases)
Correctional	3,645	(3% of all cases)

Laboratory testing for Florida residents and non-Florida residents over the past 2 weeks

Number and percent of positive labs

These counts include the number of people for whom the department received laboratory results by day. This percent is the number of people who test positive for the first time divided by all the people tested that day, excluding people who have previously tested positive.

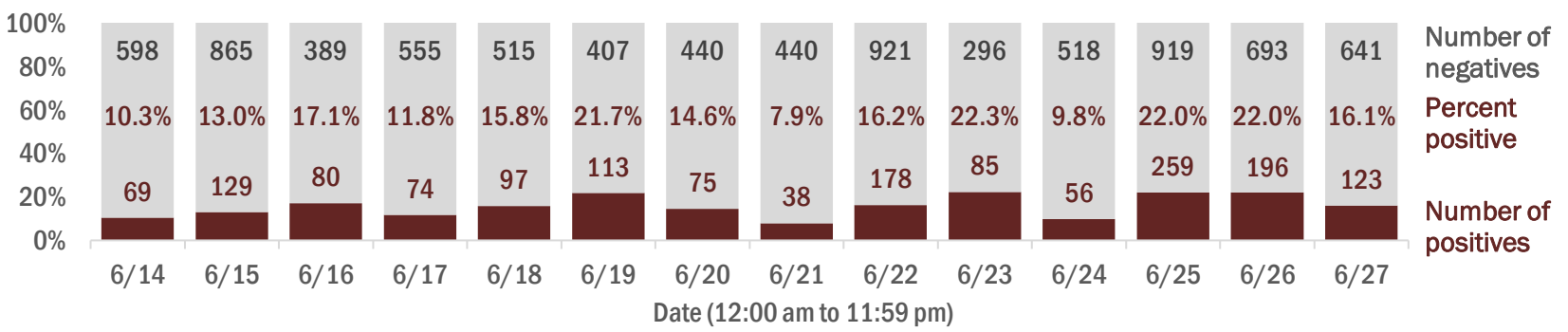

Emergency department (ED) and freestanding ED (FSED) chief complaint and admission data for Collier County

Daily percent of ED visits mentioning cough, fever, or shortness of breath

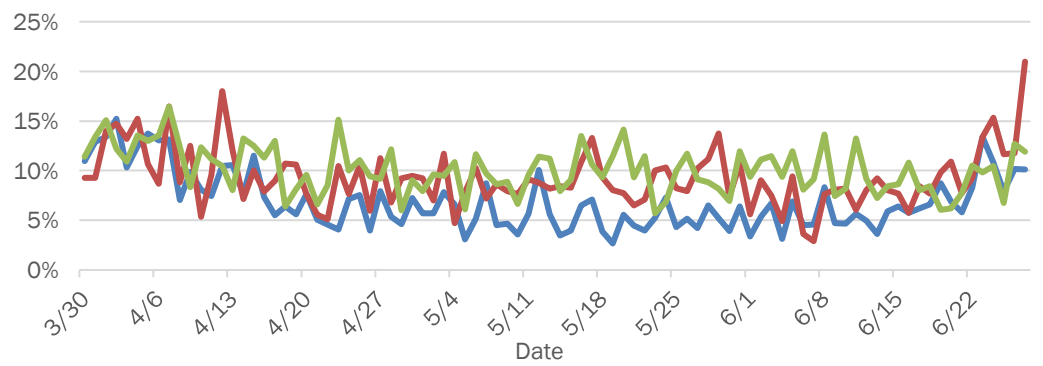

Weekly count of ED and FSED visits for influenza-like illness

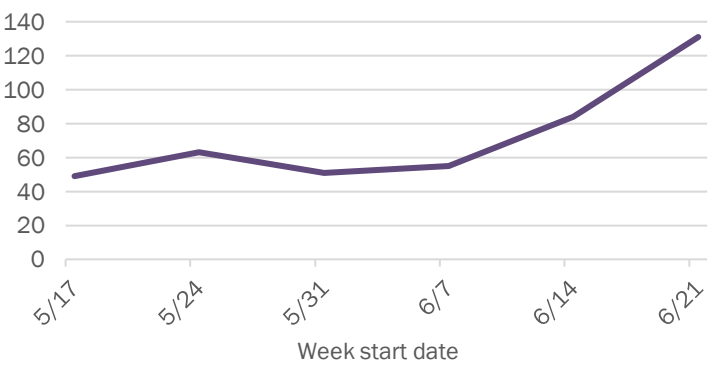

Daily percent of ED visits resulting in cough-associated admissions

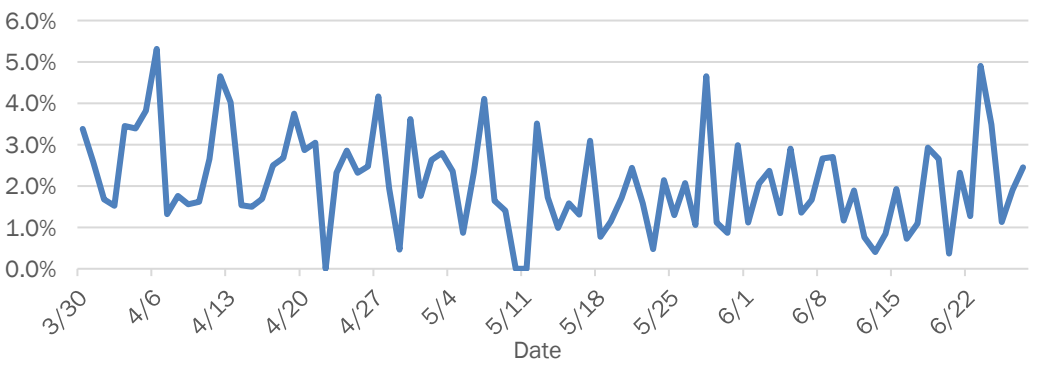

Weekly count of ED and FSED visits for COVID-like illness

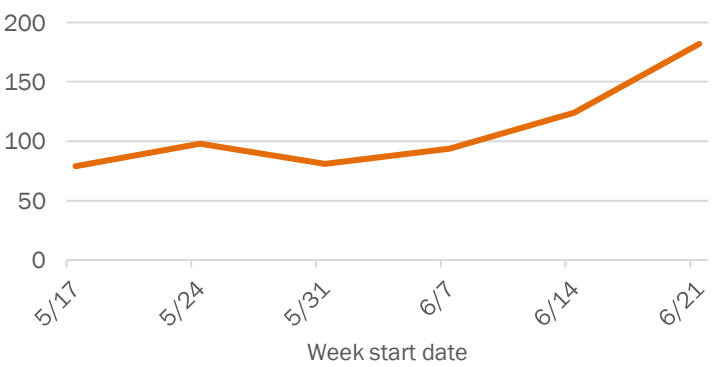

The Electronic Surveillance System for the Early Notification of Community-Based Epidemics (ESSENCE-FL) includes chief complaint data from 211 of 212 Florida EDs and 77 of 80 Florida FSEDs. Data are transmitted electronically to ESSENCE-FL daily or hourly.

COVID-19: summary for Columbia County

Data through Jun 27, 2020 verified as of Jun 28, 2020 at 09:25 AM

Data in this report are provisional and subject to change.

Confirmed cases

Total cases	**269**
Florida residents	267
Non-Florida residents	2
Gender for Florida residents	
Men	130
Women	137
Unknown	0
Age for Florida residents	
Range	0 - 97
Median age	39

Cases confirmed in Florida residents dy date case confirmed

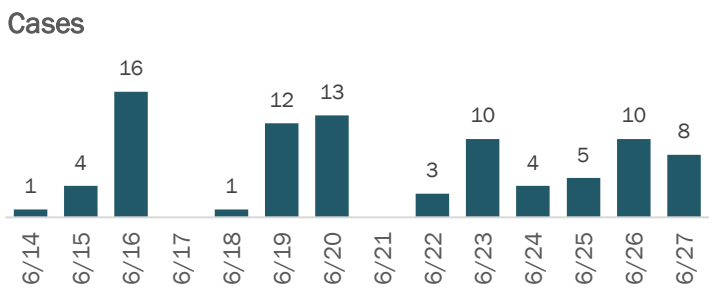

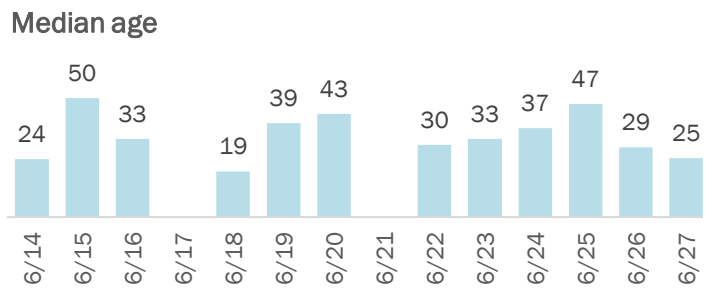

Race, ethnicity	Cases		Hospitalizations		Deaths	
White	125	47%	10	48%	1	33%
Hispanic	6	2%	1	5%	0	0%
Non-Hispanic	112	42%	9	43%	1	33%
Unknown ethnicity	7	3%	0	0%	0	0%
Black	107	40%	10	48%	1	33%
Hispanic	3	1%	0	0%	0	0%
Non-Hispanic	104	39%	10	48%	1	33%
Unknown ethnicity	0	0%	0	0%	0	0%
Other	31	12%	1	5%	1	33%
Hispanic	25	9%	1	5%	1	33%
Non-Hispanic	6	2%	0	0%	0	0%
Unknown ethnicity	0	0%	0	0%	0	0%
Unknown race	4	1%	0	0%	0	0%
Hispanic	0	0%	0	0%	0	0%
Non-Hispanic	0	0%	0	0%	0	0%
Unknown ethnicity	4	1%	0	0%	0	0%
Total	**267**		**21**		**3**	

Hospitalization counts include anyone who was hospitalized at some point during their illness. It does not reflect the number of people currently hospitalized.

Other race includes any person with a race of American Indian/Alaskan native, Asian, native Hawaiian/Pacific Islander, or other.

Outcomes for Florida residents

Columbia		
Hospitalizations	21	(8% of all cases)
Deaths	3	(1% of all cases)
Statewide		
Hospitalizations	14,244	(10% of all cases)
Deaths	3,419	(2% of all cases)

Cases in facility staff/residents

Columbia		
Long-term care	20	(7% of all cases)
Correctional	27	(10% of all cases)
Statewide		
Long-term care	13,021	(9% of all cases)
Correctional	3,645	(3% of all cases)

Laboratory testing for Florida residents and non-Florida residents over the past 2 weeks

Number and percent of positive labs

These counts include the number of people for whom the department received laboratory results by day. This percent is the number of people who test positive for the first time divided by all the people tested that day, excluding people who have previously tested positive.

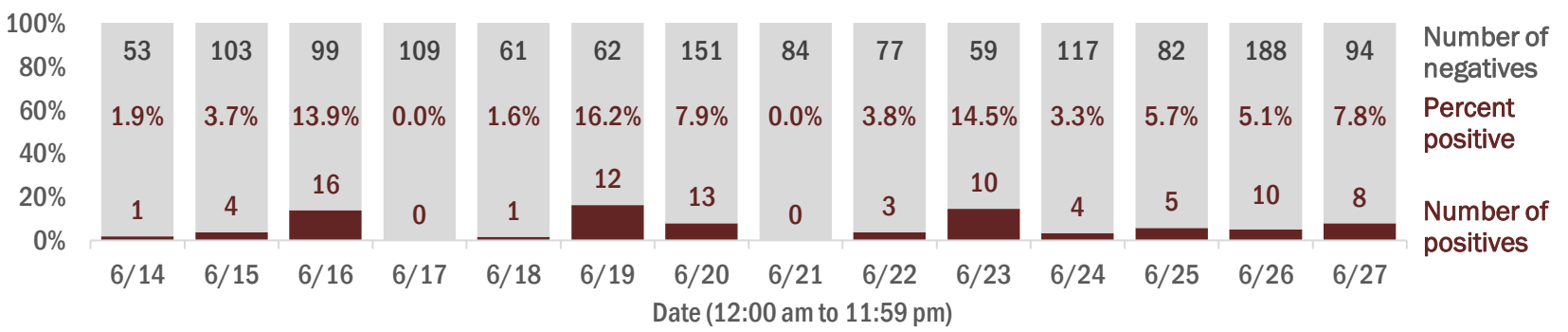

Emergency department (ED) and freestanding ED (FSED) chief complaint and admission data for Columbia County

Daily percent of ED visits mentioning cough, fever, or shortness of breath

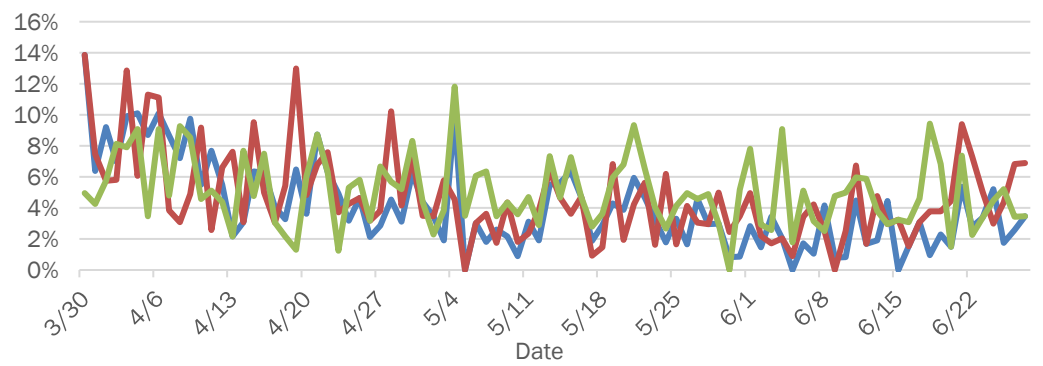

Weekly count of ED and FSED visits for influenza-like illness

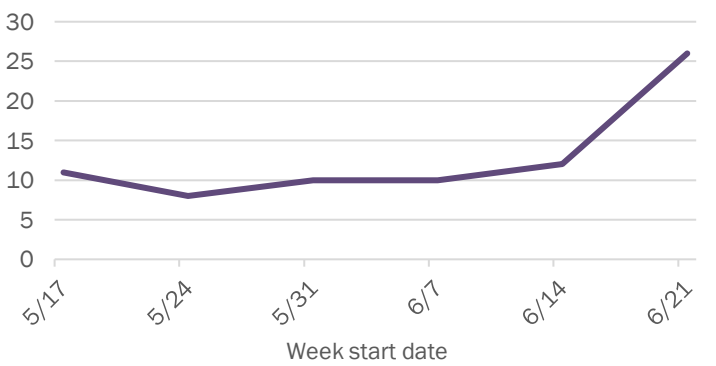

Daily percent of ED visits resulting in cough-associated admissions

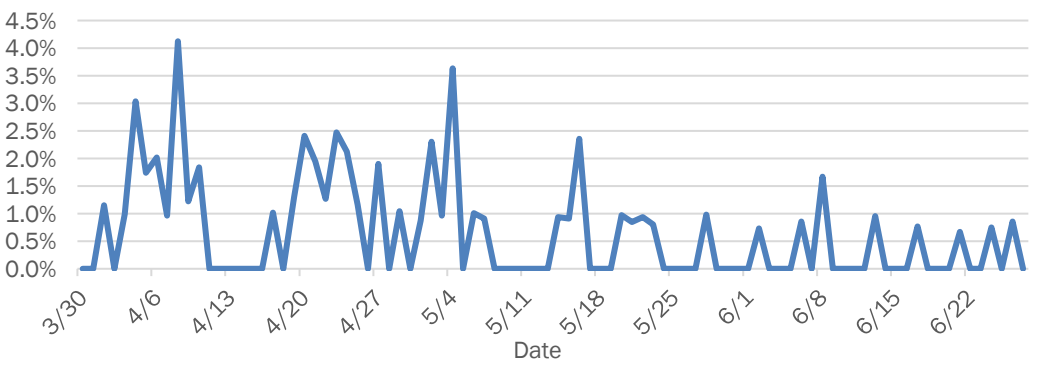

Weekly count of ED and FSED visits for COVID-like illness

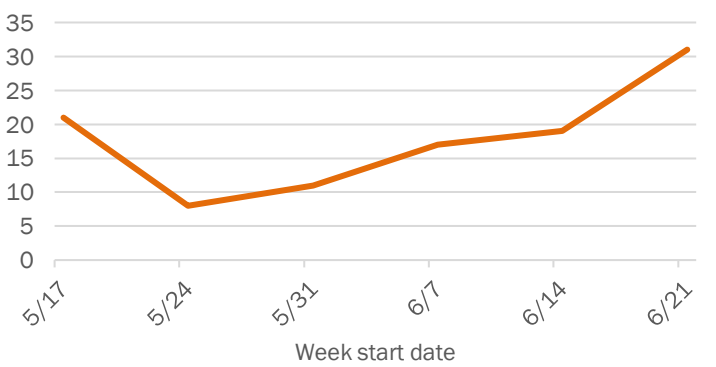

The Electronic Surveillance System for the Early Notification of Community-Based Epidemics (ESSENCE-FL) includes chief complaint data from 211 of 212 Florida EDs and 77 of 80 Florida FSEDs. Data are transmitted electronically to ESSENCE-FL daily or hourly.

COVID-19: summary for Dade County

Data through Jun 27, 2020 verified as of Jun 28, 2020 at 09:25 AM

Data in this report are provisional and subject to change.

Confirmed cases

Total cases	**33,714**
Florida residents	33,184
Non-Florida residents	530
Gender for Florida residents	
Men	16,670
Women	16,491
Unknown	23
Age for Florida residents	
Range	0 - 108
Median age	46

Cases confirmed in Florida residents dy date case confirmed

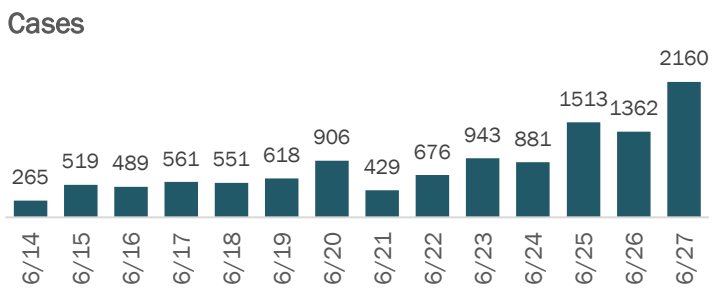

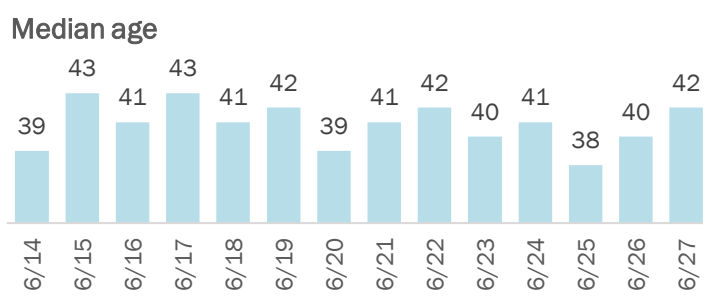

Race, ethnicity	Cases		Hospitalizations		Deaths	
White	16,006	48%	2,683	68%	672	71%
Hispanic	13,680	41%	2,287	58%	524	55%
Non-Hispanic	1,649	5%	339	9%	121	13%
Unknown ethnicity	677	2%	57	1%	27	3%
Black	4,634	14%	921	23%	232	24%
Hispanic	493	1%	104	3%	15	2%
Non-Hispanic	3,809	11%	781	20%	207	22%
Unknown ethnicity	332	1%	36	1%	10	1%
Other	1,407	4%	168	4%	22	2%
Hispanic	820	2%	102	3%	11	1%
Non-Hispanic	355	1%	55	1%	9	1%
Unknown ethnicity	232	1%	11	0%	2	0%
Unknown race	11,137	34%	151	4%	27	3%
Hispanic	1,238	4%	48	1%	5	1%
Non-Hispanic	152	0%	15	0%	1	0%
Unknown ethnicity	9,747	29%	88	2%	21	2%
Total	**33,184**		**3,923**		**953**	

Hospitalization counts include anyone who was hospitalized at some point during their illness. It does not reflect the number of people currently hospitalized.

Other race includes any person with a race of American Indian/Alaskan native, Asian, native Hawaiian/Pacific Islander, or other.

Outcomes for Florida residents		
Dade		
Hospitalizations	3,923	(12% of all cases)
Deaths	953	(3% of all cases)
Statewide		
Hospitalizations	14,244	(10% of all cases)
Deaths	3,419	(2% of all cases)

Cases in facility staff/residents		
Dade		
Long-term care	3,382	(10% of all cases)
Correctional	1,154	(3% of all cases)
Statewide		
Long-term care	13,021	(9% of all cases)
Correctional	3,645	(3% of all cases)

Laboratory testing for Florida residents and non-Florida residents over the past 2 weeks

Number and percent of positive labs

These counts include the number of people for whom the department received laboratory results by day. This percent is the number of people who test positive for the first time divided by all the people tested that day, excluding people who have previously tested positive.

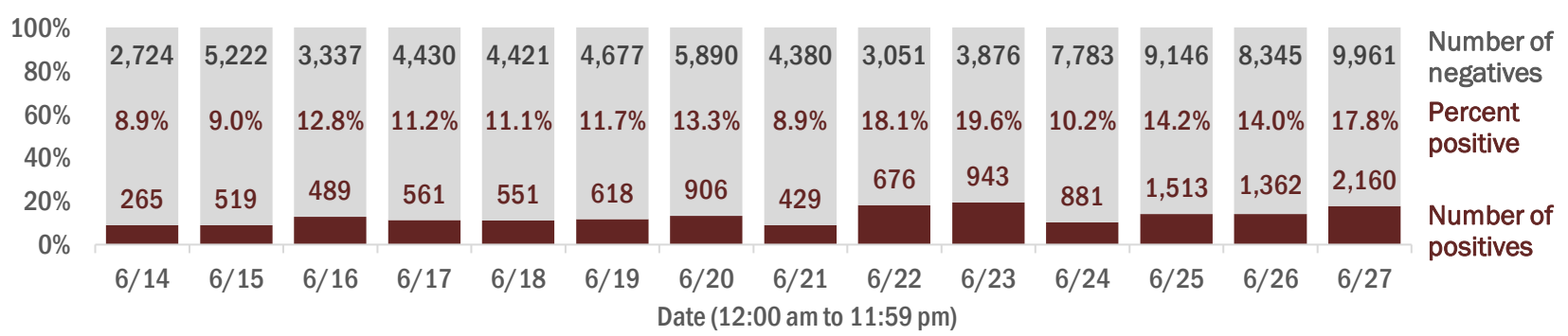

Emergency department (ED) and freestanding ED (FSED) chief complaint and admission data for Dade County

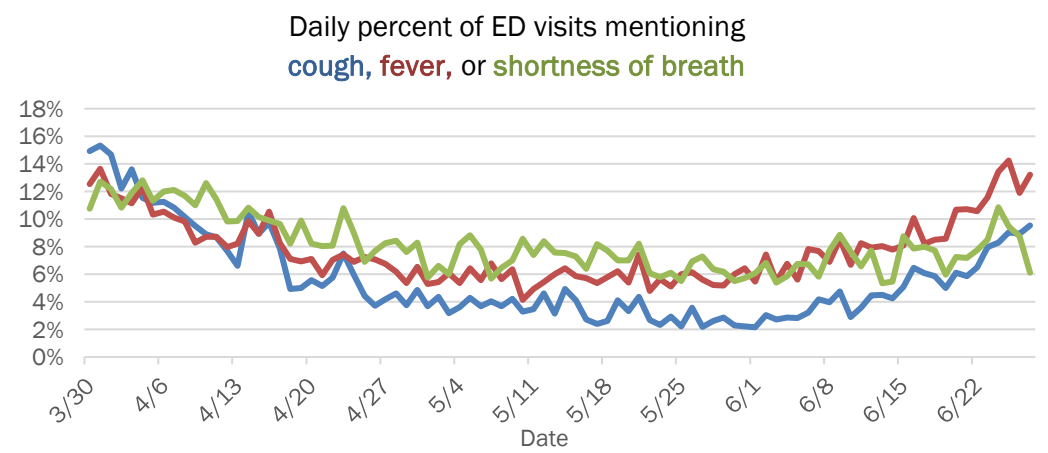

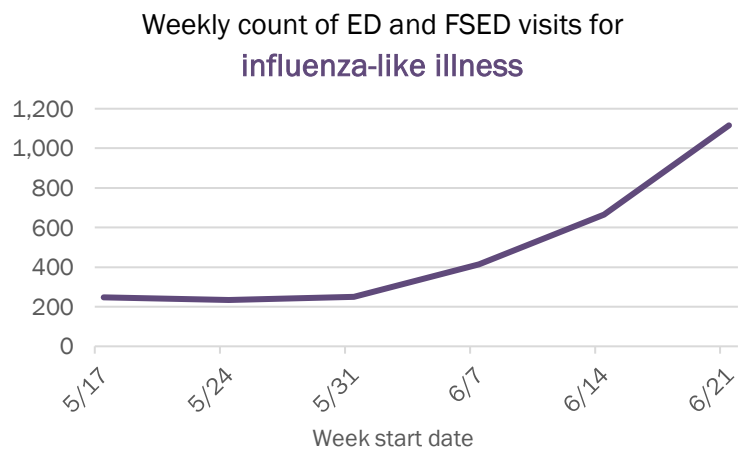

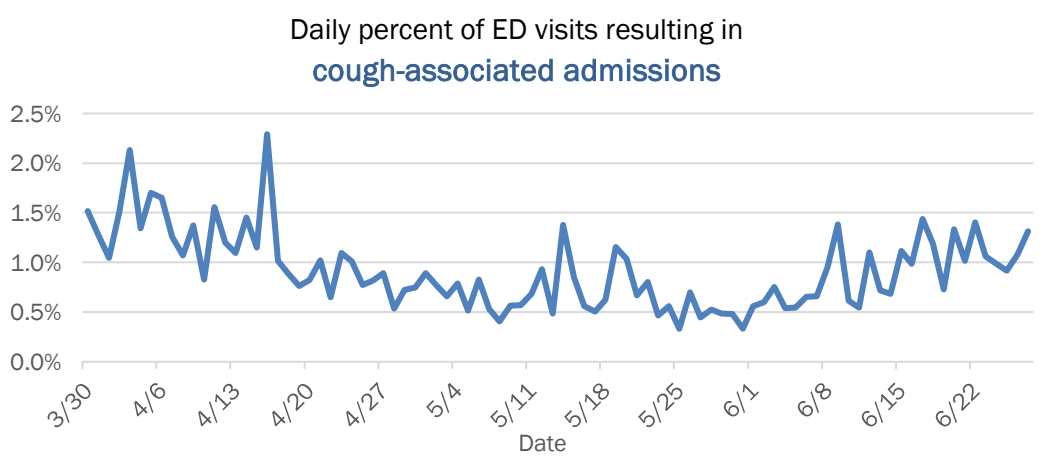

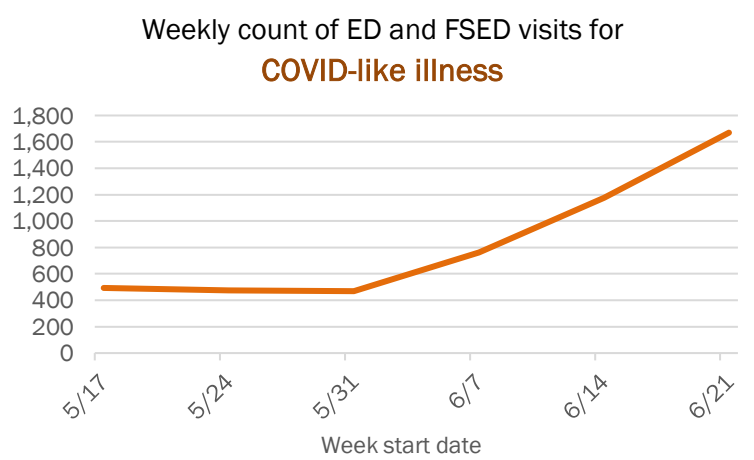

The Electronic Surveillance System for the Early Notification of Community-Based Epidemics (ESSENCE-FL) includes chief complaint data from 211 of 212 Florida EDs and 77 of 80 Florida FSEDs. Data are transmitted electronically to ESSENCE-FL daily or hourly.

COVID-19: summary for Desoto County

Data through Jun 27, 2020 verified as of Jun 28, 2020 at 09:25 AM

Data in this report are provisional and subject to change.

Confirmed cases

Total cases	**585**
Florida residents	585
Non-Florida residents	0
Gender for Florida residents	
Men	300
Women	284
Unknown	1
Age for Florida residents	
Range	0 - 92
Median age	34

Cases confirmed in Florida residents dy date case confirmed

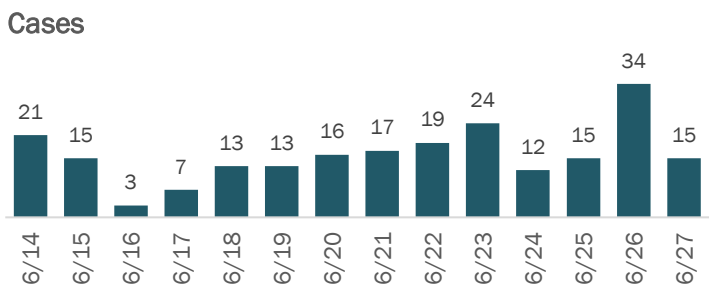

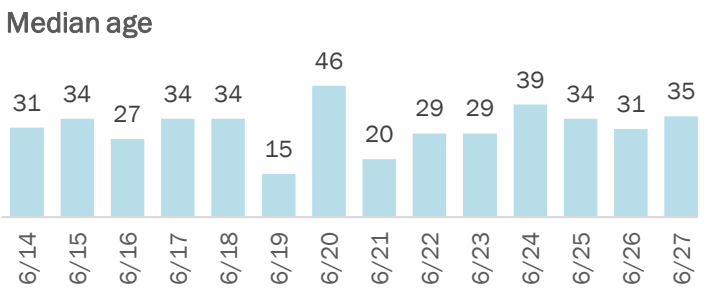

Race, ethnicity	Cases		Hospitalizations		Deaths	
White	444	76%	36	64%	6	60%
Hispanic	349	60%	19	34%	1	10%
Non-Hispanic	81	14%	13	23%	4	40%
Unknown ethnicity	14	2%	4	7%	1	10%
Black	60	10%	9	16%	1	10%
Hispanic	2	0%	0	0%	0	0%
Non-Hispanic	55	9%	9	16%	1	10%
Unknown ethnicity	3	1%	0	0%	0	0%
Other	19	3%	6	11%	0	0%
Hispanic	15	3%	5	9%	0	0%
Non-Hispanic	4	1%	1	2%	0	0%
Unknown ethnicity	0	0%	0	0%	0	0%
Unknown race	62	11%	5	9%	3	30%
Hispanic	6	1%	1	2%	0	0%
Non-Hispanic	4	1%	0	0%	0	0%
Unknown ethnicity	52	9%	4	7%	3	30%
Total	**585**		**56**		**10**	

Hospitalization counts include anyone who was hospitalized at some point during their illness. It does not reflect the number of people currently hospitalized.

Other race includes any person with a race of American Indian/Alaskan native, Asian, native Hawaiian/Pacific Islander, or other.

Outcomes for Florida residents		
Desoto		
Hospitalizations	56	(10% of all cases)
Deaths	10	(2% of all cases)
Statewide		
Hospitalizations	14,244	(10% of all cases)
Deaths	3,419	(2% of all cases)

Cases in facility staff/residents		
Desoto		
Long-term care	19	(3% of all cases)
Correctional	16	(3% of all cases)
Statewide		
Long-term care	13,021	(9% of all cases)
Correctional	3,645	(3% of all cases)

Laboratory testing for Florida residents and non-Florida residents over the past 2 weeks

Number and percent of positive labs

These counts include the number of people for whom the department received laboratory results by day. This percent is the number of people who test positive for the first time divided by all the people tested that day, excluding people who have previously tested positive.

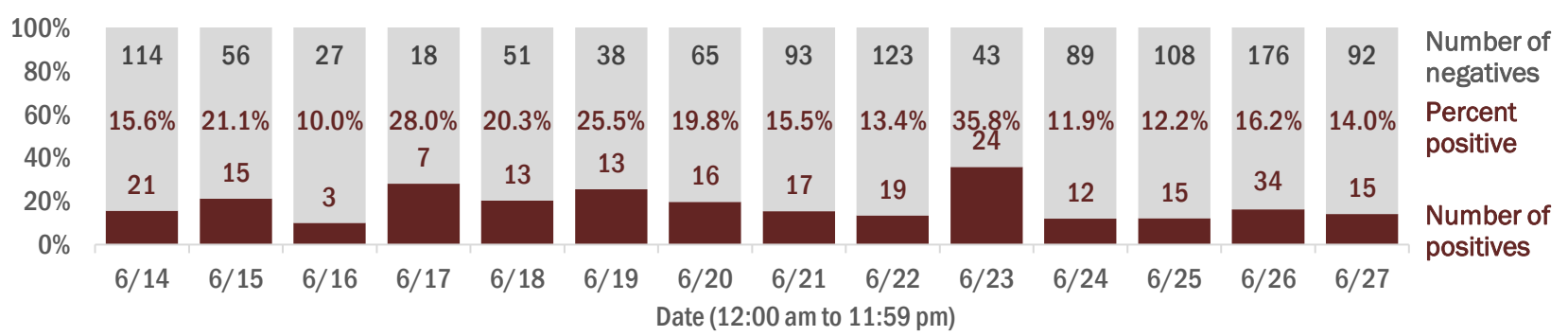

Emergency department (ED) and freestanding ED (FSED) chief complaint and admission data for Desoto County

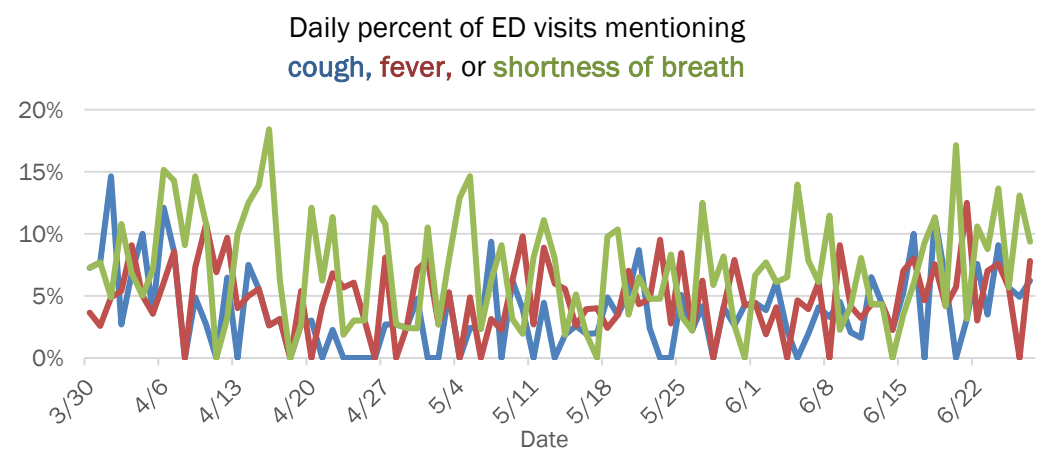

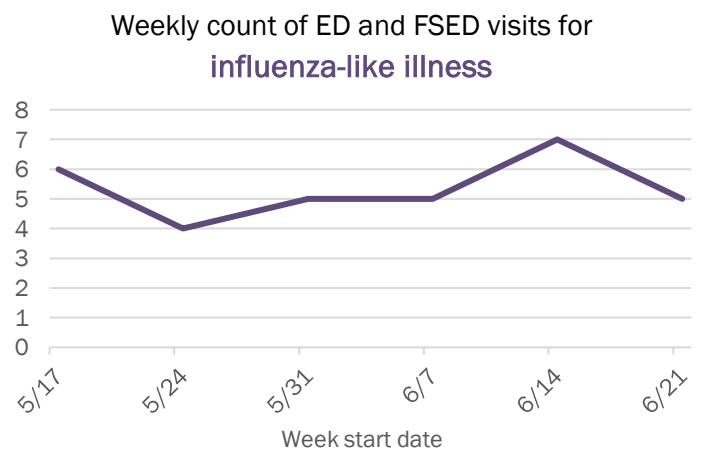

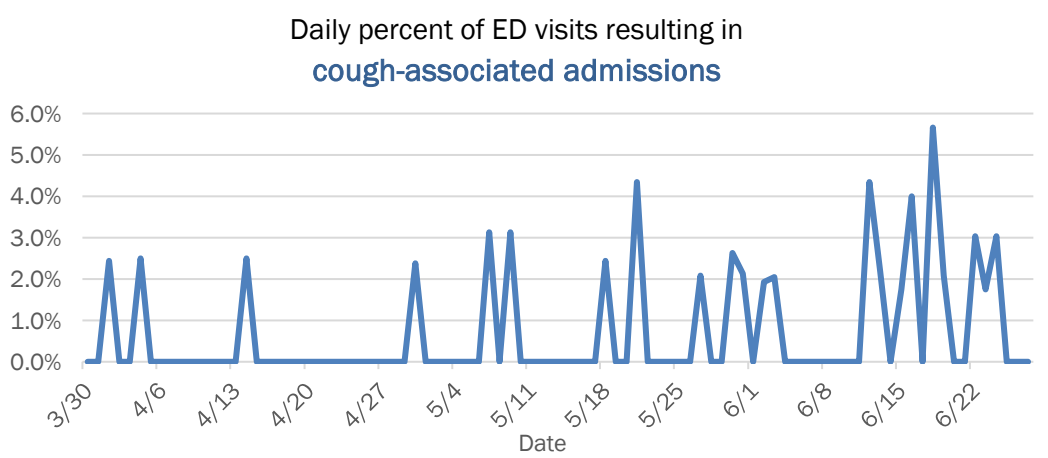

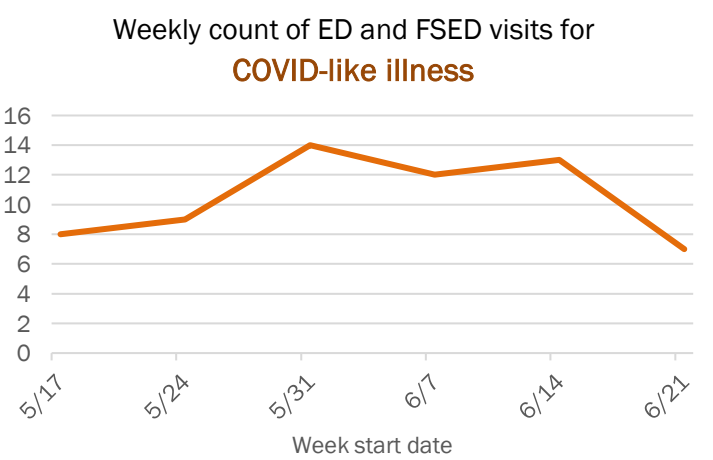

The Electronic Surveillance System for the Early Notification of Community-Based Epidemics (ESSENCE-FL) includes chief complaint data from 211 of 212 Florida EDs and 77 of 80 Florida FSEDs. Data are transmitted electronically to ESSENCE-FL daily or hourly.

COVID-19: summary for Dixie County

Data through Jun 27, 2020 verified as of Jun 28, 2020 at 09:25 AM

Data in this report are provisional and subject to change.

Confirmed cases

Total cases	**65**
Florida residents	65
Non-Florida residents	0
Gender for Florida residents	
Men	35
Women	30
Unknown	0
Age for Florida residents	
Range	6 - 91
Median age	48

Cases confirmed in Florida residents dy date case confirmed

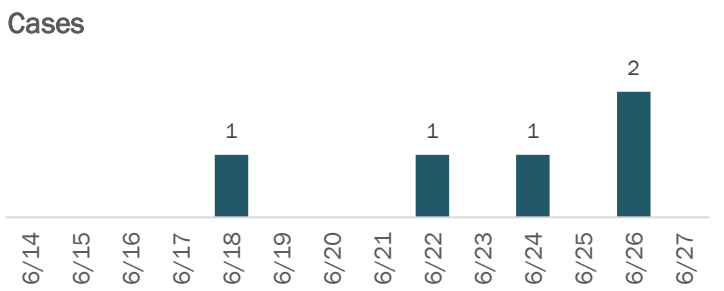

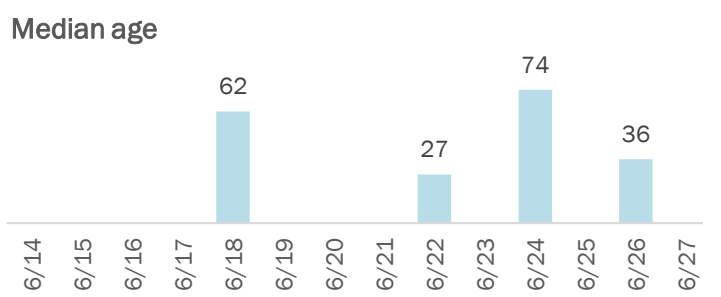

Race, ethnicity	Cases		Hospitalizations		Deaths	
White	49	75%	8	73%	3	75%
Hispanic	0	0%	0	0%	0	0%
Non-Hispanic	49	75%	8	73%	3	75%
Unknown ethnicity	0	0%	0	0%	0	0%
Black	14	22%	2	18%	1	25%
Hispanic	0	0%	0	0%	0	0%
Non-Hispanic	13	20%	2	18%	1	25%
Unknown ethnicity	1	2%	0	0%	0	0%
Other	1	2%	1	9%	0	0%
Hispanic	1	2%	1	9%	0	0%
Non-Hispanic	0	0%	0	0%	0	0%
Unknown ethnicity	0	0%	0	0%	0	0%
Unknown race	1	2%	0	0%	0	0%
Hispanic	0	0%	0	0%	0	0%
Non-Hispanic	0	0%	0	0%	0	0%
Unknown ethnicity	1	2%	0	0%	0	0%
Total	**65**		**11**		**4**	

Hospitalization counts include anyone who was hospitalized at some point during their illness. It does not reflect the number of people currently hospitalized.

Other race includes any person with a race of American Indian/Alaskan native, Asian, native Hawaiian/Pacific Islander, or other.

Outcomes for Florida residents

Dixie		
Hospitalizations	11	(17% of all cases)
Deaths	4	(6% of all cases)
Statewide		
Hospitalizations	14,244	(10% of all cases)
Deaths	3,419	(2% of all cases)

Cases in facility staff/residents

Dixie		
Long-term care	5	(8% of all cases)
Correctional	2	(3% of all cases)
Statewide		
Long-term care	13,021	(9% of all cases)
Correctional	3,645	(3% of all cases)

Laboratory testing for Florida residents and non-Florida residents over the past 2 weeks

Number and percent of positive labs

These counts include the number of people for whom the department received laboratory results by day. This percent is the number of people who test positive for the first time divided by all the people tested that day, excluding people who have previously tested positive.

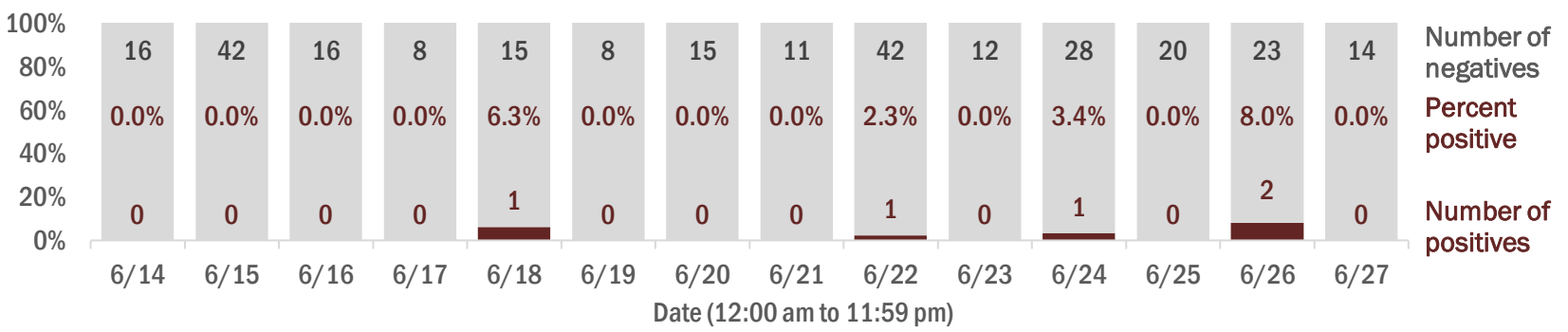

Emergency department (ED) and freestanding ED (FSED) chief complaint and admission data for Dixie County

Daily percent of ED visits mentioning cough, fever, or shortness of breath

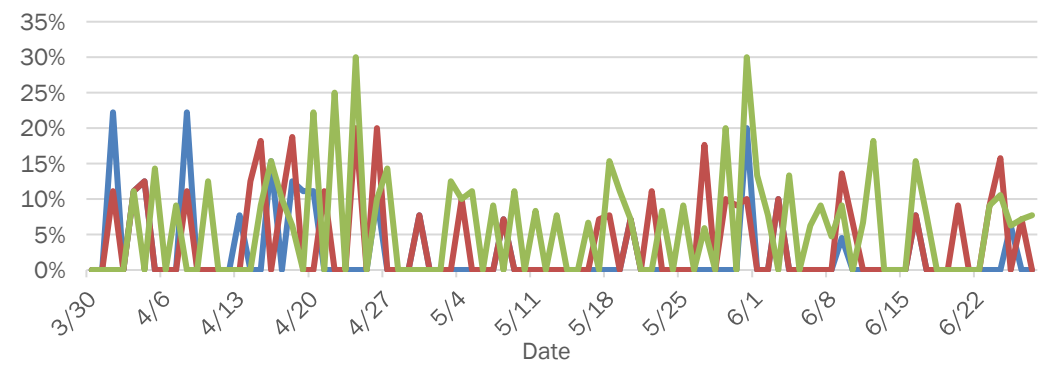

Weekly count of ED and FSED visits for influenza-like illness

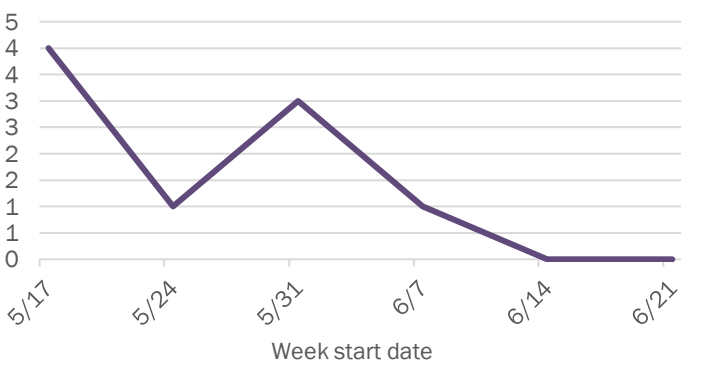

Daily percent of ED visits resulting in cough-associated admissions

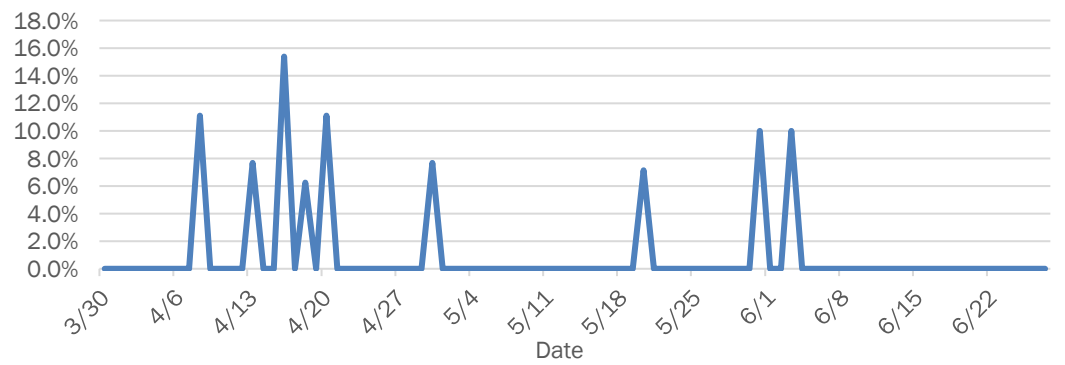

Weekly count of ED and FSED visits for COVID-like illness

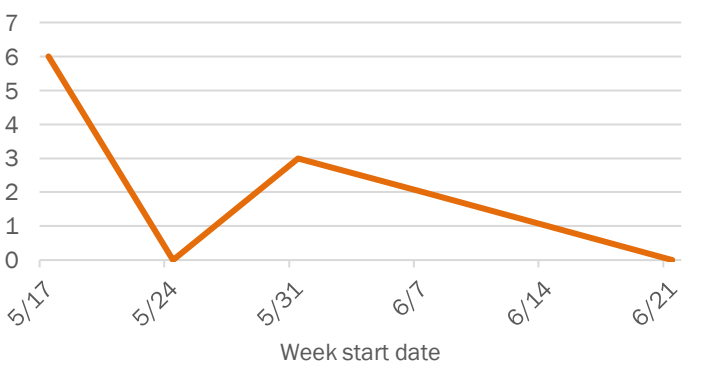

The Electronic Surveillance System for the Early Notification of Community-Based Epidemics (ESSENCE-FL) includes chief complaint data from 211 of 212 Florida EDs and 77 of 80 Florida FSEDs. Data are transmitted electronically to ESSENCE-FL daily or hourly.

COVID-19: summary for Duval County

Data through Jun 27, 2020 verified as of Jun 28, 2020 at 09:25 AM

Data in this report are provisional and subject to change.

Confirmed cases

Total cases	**5,588**
Florida residents	5,488
Non-Florida residents	100
Gender for Florida residents	
Men	2,731
Women	2,742
Unknown	15
Age for Florida residents	
Range	0 - 101
Median age	35

Cases confirmed in Florida residents dy date case confirmed

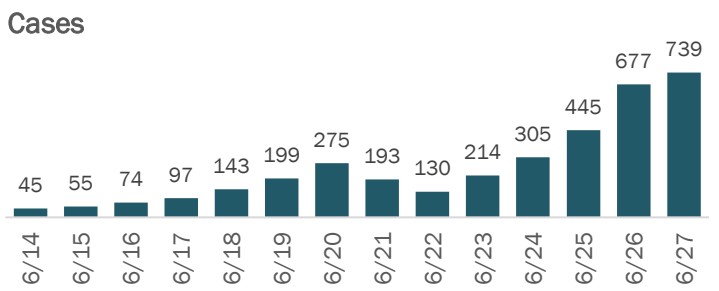

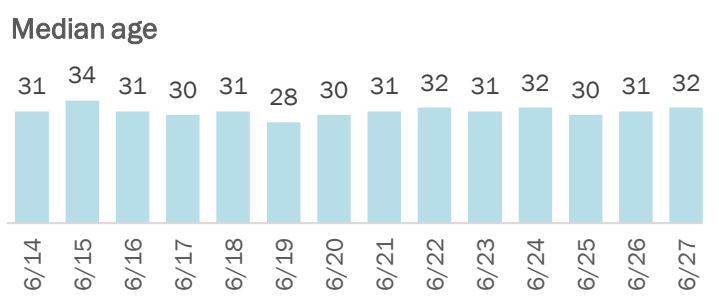

Race, ethnicity	Cases		Hospitalizations		Deaths	
White	1,704	31%	139	41%	32	50%
Hispanic	242	4%	16	5%	2	3%
Non-Hispanic	1,371	25%	123	36%	30	47%
Unknown ethnicity	91	2%	0	0%	0	0%
Black	1,459	27%	158	46%	26	41%
Hispanic	12	0%	0	0%	0	0%
Non-Hispanic	1,326	24%	156	46%	25	39%
Unknown ethnicity	121	2%	2	1%	1	2%
Other	569	10%	43	13%	5	8%
Hispanic	335	6%	21	6%	0	0%
Non-Hispanic	200	4%	21	6%	4	6%
Unknown ethnicity	34	1%	1	0%	1	2%
Unknown race	1,756	32%	2	1%	1	2%
Hispanic	22	0%	0	0%	1	2%
Non-Hispanic	10	0%	0	0%	0	0%
Unknown ethnicity	1,724	31%	2	1%	0	0%
Total	**5,488**		**342**		**64**	

Hospitalization counts include anyone who was hospitalized at some point during their illness. It does not reflect the number of people currently hospitalized.

Other race includes any person with a race of American Indian/Alaskan native, Asian, native Hawaiian/Pacific Islander, or other.

Outcomes for Florida residents		
Duval		
Hospitalizations	342	(6% of all cases)
Deaths	64	(1% of all cases)
Statewide		
Hospitalizations	14,244	(10% of all cases)
Deaths	3,419	(2% of all cases)

Cases in facility staff/residents		
Duval		
Long-term care	336	(6% of all cases)
Correctional	34	(1% of all cases)
Statewide		
Long-term care	13,021	(9% of all cases)
Correctional	3,645	(3% of all cases)

Laboratory testing for Florida residents and non-Florida residents over the past 2 weeks

Number and percent of positive labs

These counts include the number of people for whom the department received laboratory results by day. This percent is the number of people who test positive for the first time divided by all the people tested that day, excluding people who have previously tested positive.

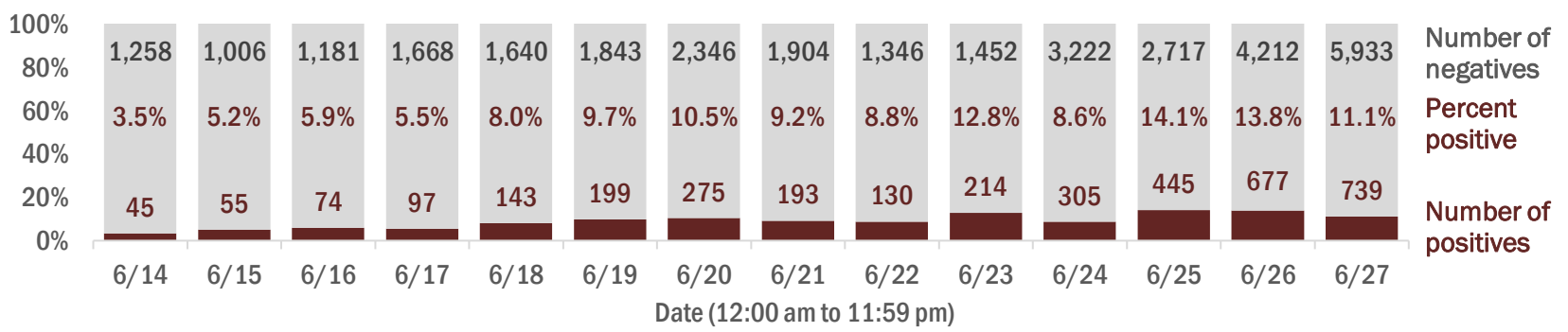

Emergency department (ED) and freestanding ED (FSED) chief complaint and admission data for Duval County

Daily percent of ED visits mentioning cough, fever, or shortness of breath

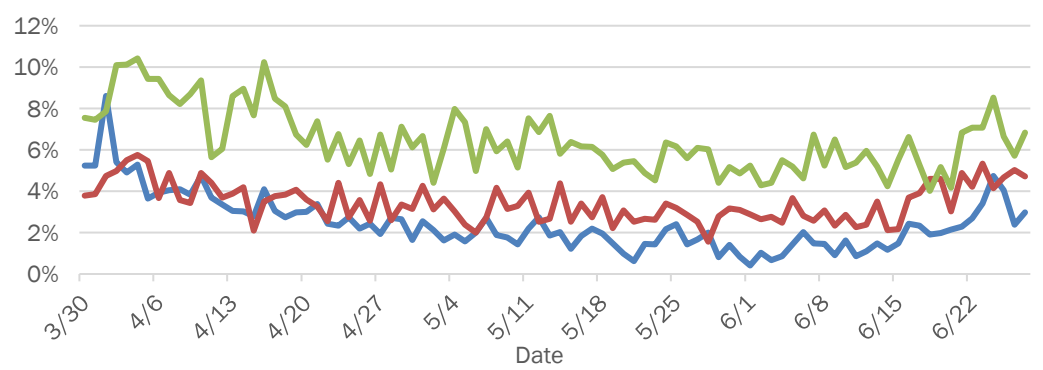

Weekly count of ED and FSED visits for influenza-like illness

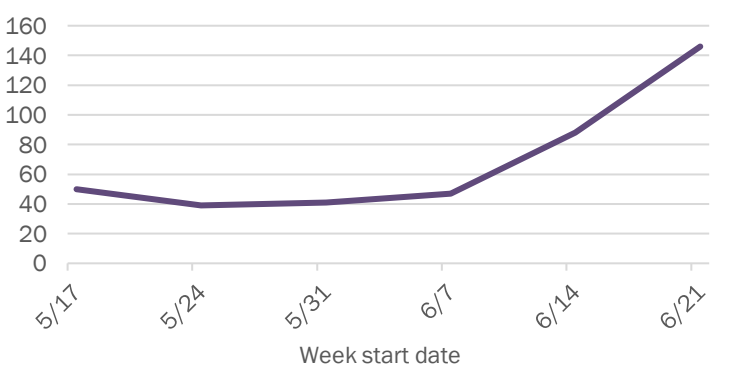

Daily percent of ED visits resulting in cough-associated admissions

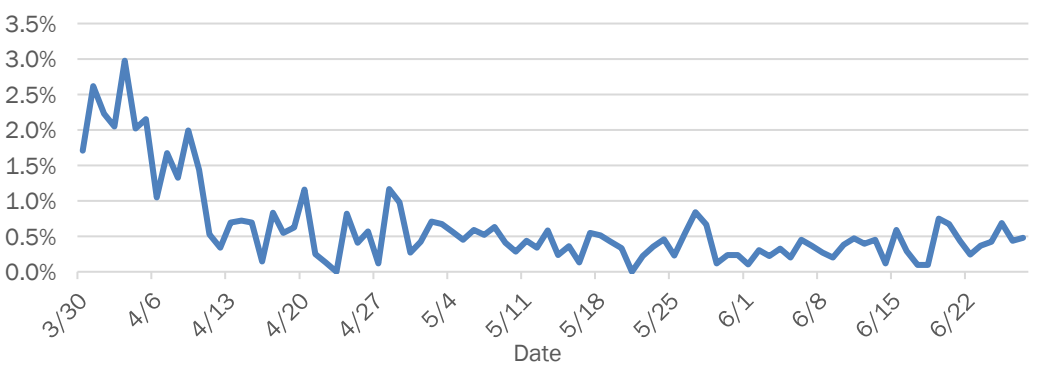

Weekly count of ED and FSED visits for COVID-like illness

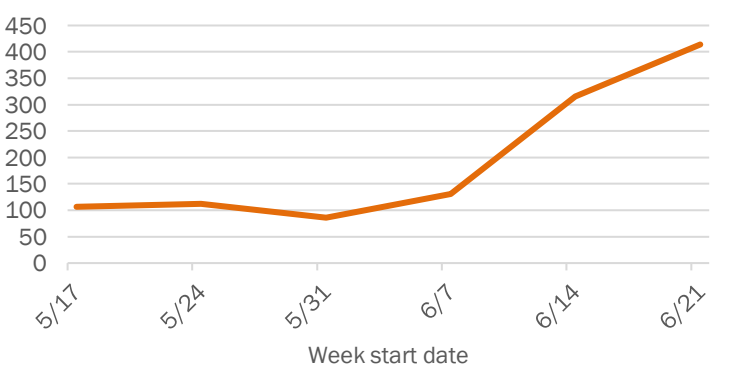

The Electronic Surveillance System for the Early Notification of Community-Based Epidemics (ESSENCE-FL) includes chief complaint data from 211 of 212 Florida EDs and 77 of 80 Florida FSEDs. Data are transmitted electronically to ESSENCE-FL daily or hourly.

COVID-19: summary for Escambia County

Data through Jun 27, 2020 verified as of Jun 28, 2020 at 09:25 AM

Data in this report are provisional and subject to change.

Confirmed cases

Total cases	**1,660**
Florida residents	1,385
Non-Florida residents	275
Gender for Florida residents	
Men	598
Women	786
Unknown	1
Age for Florida residents	
Range	0 - 105
Median age	41

Cases confirmed in Florida residents dy date case confirmed

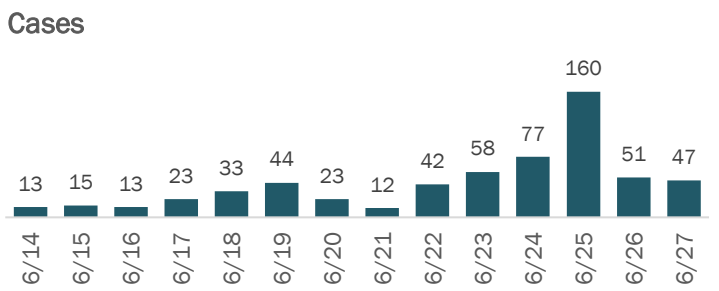

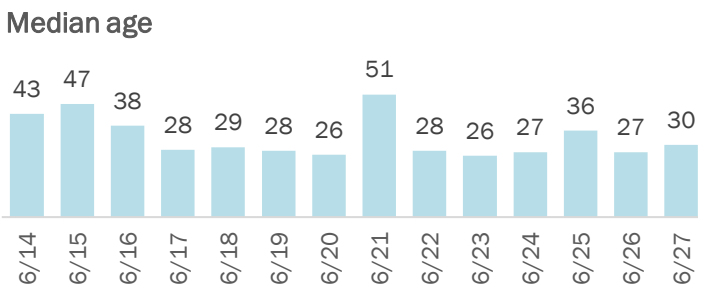

Race, ethnicity	Cases		Hospitalizations		Deaths	
White	675	49%	39	44%	29	66%
Hispanic	31	2%	2	2%	0	0%
Non-Hispanic	550	40%	37	42%	26	59%
Unknown ethnicity	94	7%	0	0%	3	7%
Black	420	30%	45	51%	12	27%
Hispanic	2	0%	1	1%	0	0%
Non-Hispanic	379	27%	43	48%	10	23%
Unknown ethnicity	39	3%	1	1%	2	5%
Other	46	3%	2	2%	1	2%
Hispanic	18	1%	0	0%	0	0%
Non-Hispanic	25	2%	2	2%	1	2%
Unknown ethnicity	3	0%	0	0%	0	0%
Unknown race	244	18%	3	3%	2	5%
Hispanic	10	1%	1	1%	0	0%
Non-Hispanic	4	0%	0	0%	0	0%
Unknown ethnicity	230	17%	2	2%	2	5%
Total	**1,385**		**89**		**44**	

Hospitalization counts include anyone who was hospitalized at some point during their illness. It does not reflect the number of people currently hospitalized.

Other race includes any person with a race of American Indian/Alaskan native, Asian, native Hawaiian/Pacific Islander, or other.

Outcomes for Florida residents

Escambia		
Hospitalizations	89	(6% of all cases)
Deaths	44	(3% of all cases)
Statewide		
Hospitalizations	14,244	(10% of all cases)
Deaths	3,419	(2% of all cases)

Cases in facility staff/residents

Escambia		
Long-term care	338	(24% of all cases)
Correctional	15	(1% of all cases)
Statewide		
Long-term care	13,021	(9% of all cases)
Correctional	3,645	(3% of all cases)

Laboratory testing for Florida residents and non-Florida residents over the past 2 weeks

Number and percent of positive labs

These counts include the number of people for whom the department received laboratory results by day. This percent is the number of people who test positive for the first time divided by all the people tested that day, excluding people who have previously tested positive.

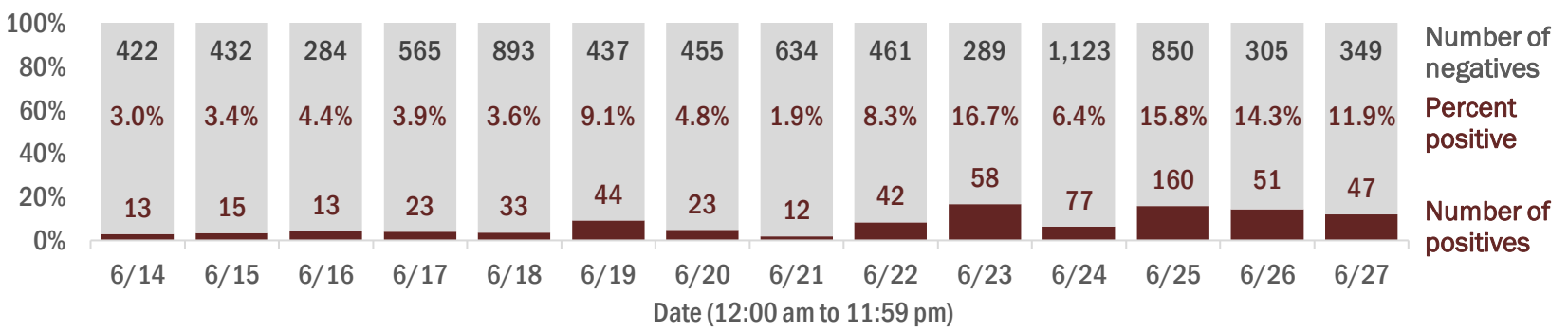

Emergency department (ED) and freestanding ED (FSED) chief complaint and admission data for Escambia County

Daily percent of ED visits mentioning cough, fever, or shortness of breath

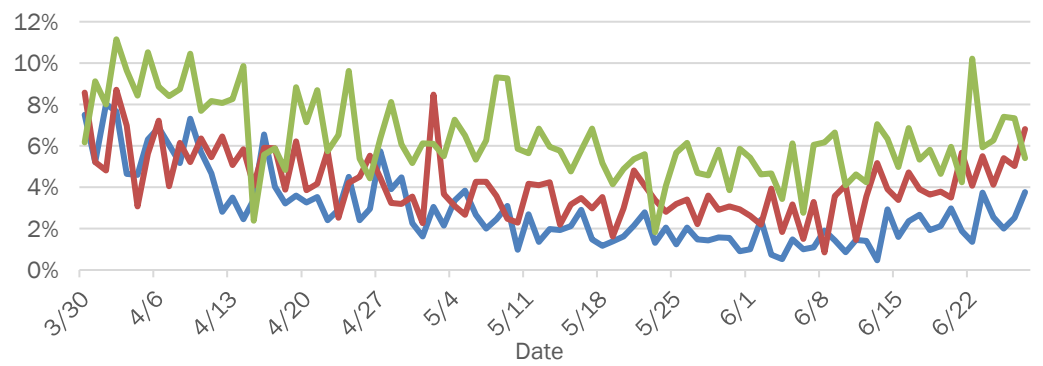

Weekly count of ED and FSED visits for influenza-like illness

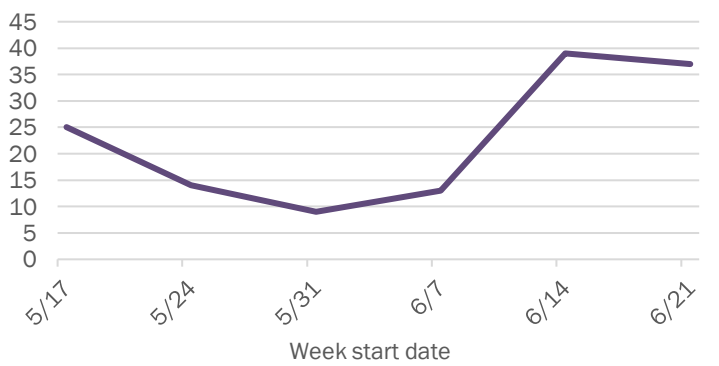

Daily percent of ED visits resulting in cough-associated admissions

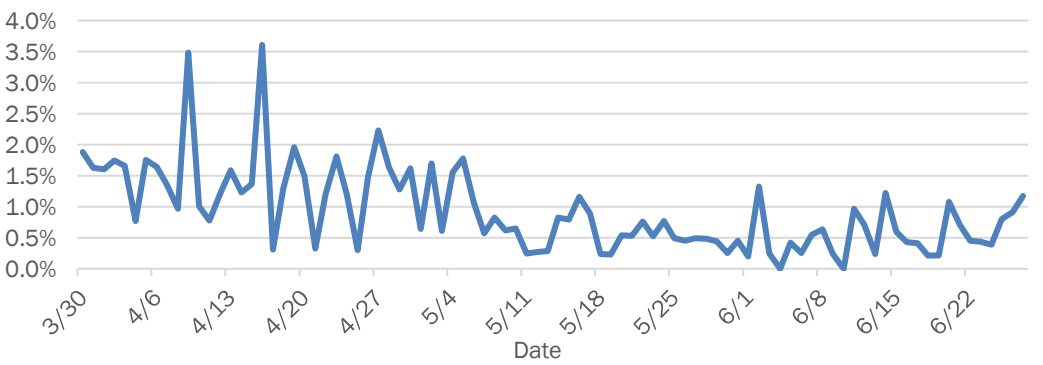

Weekly count of ED and FSED visits for COVID-like illness

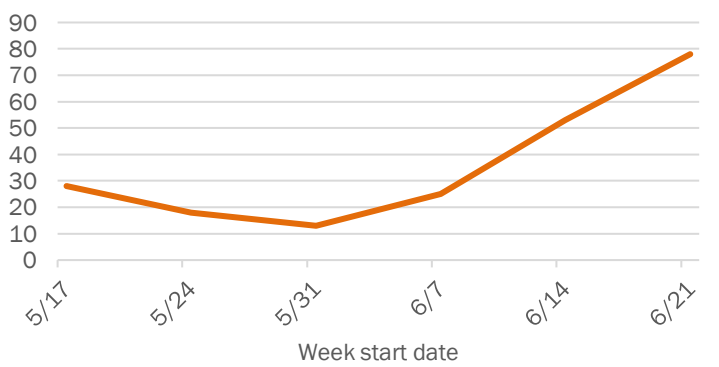

The Electronic Surveillance System for the Early Notification of Community-Based Epidemics (ESSENCE-FL) includes chief complaint data from 211 of 212 Florida EDs and 77 of 80 Florida FSEDs. Data are transmitted electronically to ESSENCE-FL daily or hourly.

COVID-19: summary for Flagler County

Data through Jun 27, 2020 verified as of Jun 28, 2020 at 09:25 AM

Data in this report are provisional and subject to change.

Confirmed cases

Total cases	**293**
Florida residents	285
Non-Florida residents	8
Gender for Florida residents	
Men	109
Women	176
Unknown	0
Age for Florida residents	
Range	1 - 94
Median age	53

Cases confirmed in Florida residents dy date case confirmed

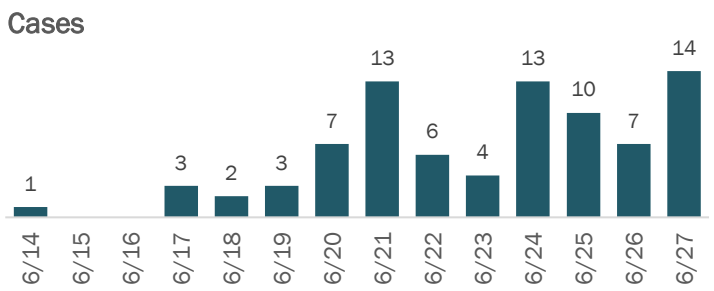

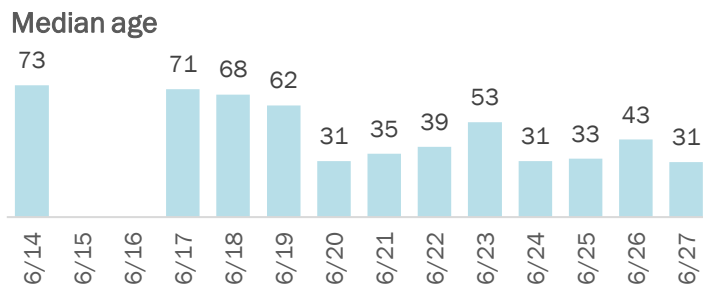

Race, ethnicity	Cases		Hospitalizations		Deaths	
White	173	61%	18	62%	5	100%
Hispanic	27	9%	3	10%	1	20%
Non-Hispanic	146	51%	15	52%	4	80%
Unknown ethnicity	0	0%	0	0%	0	0%
Black	45	16%	9	31%	0	0%
Hispanic	0	0%	0	0%	0	0%
Non-Hispanic	43	15%	9	31%	0	0%
Unknown ethnicity	2	1%	0	0%	0	0%
Other	51	18%	2	7%	0	0%
Hispanic	13	5%	0	0%	0	0%
Non-Hispanic	34	12%	1	3%	0	0%
Unknown ethnicity	4	1%	1	3%	0	0%
Unknown race	16	6%	0	0%	0	0%
Hispanic	0	0%	0	0%	0	0%
Non-Hispanic	1	0%	0	0%	0	0%
Unknown ethnicity	15	5%	0	0%	0	0%
Total	**285**		**29**		**5**	

Hospitalization counts include anyone who was hospitalized at some point during their illness. It does not reflect the number of people currently hospitalized.

Other race includes any person with a race of American Indian/Alaskan native, Asian, native Hawaiian/Pacific Islander, or other.

Outcomes for Florida residents

Flagler		
Hospitalizations	29	(10% of all cases)
Deaths	5	(2% of all cases)
Statewide		
Hospitalizations	14,244	(10% of all cases)
Deaths	3,419	(2% of all cases)

Cases in facility staff/residents

Flagler		
Long-term care	19	(7% of all cases)
Correctional	7	(2% of all cases)
Statewide		
Long-term care	13,021	(9% of all cases)
Correctional	3,645	(3% of all cases)

Laboratory testing for Florida residents and non-Florida residents over the past 2 weeks

Number and percent of positive labs

These counts include the number of people for whom the department received laboratory results by day. This percent is the number of people who test positive for the first time divided by all the people tested that day, excluding people who have previously tested positive.

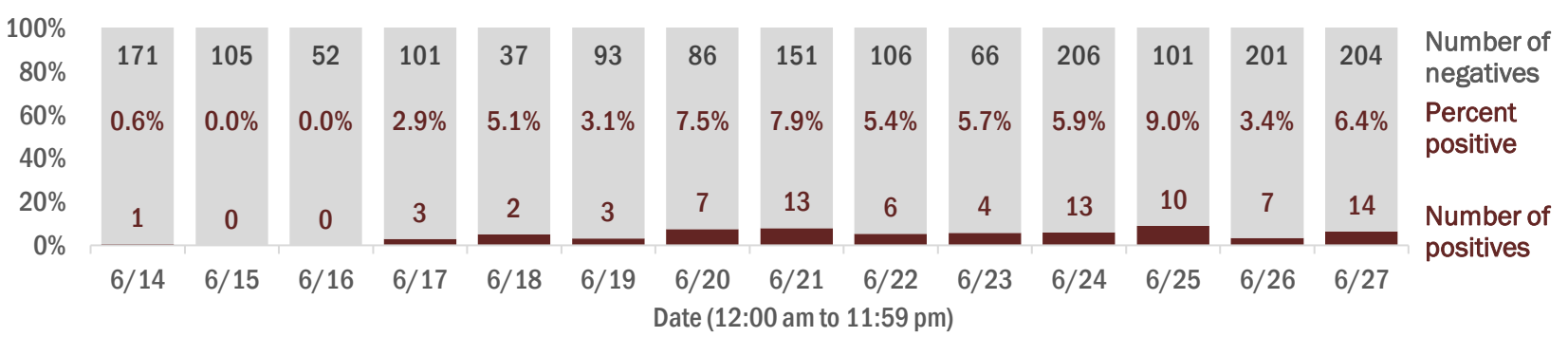

Emergency department (ED) and freestanding ED (FSED) chief complaint and admission data for Flagler County

Daily percent of ED visits mentioning cough, fever, or shortness of breath

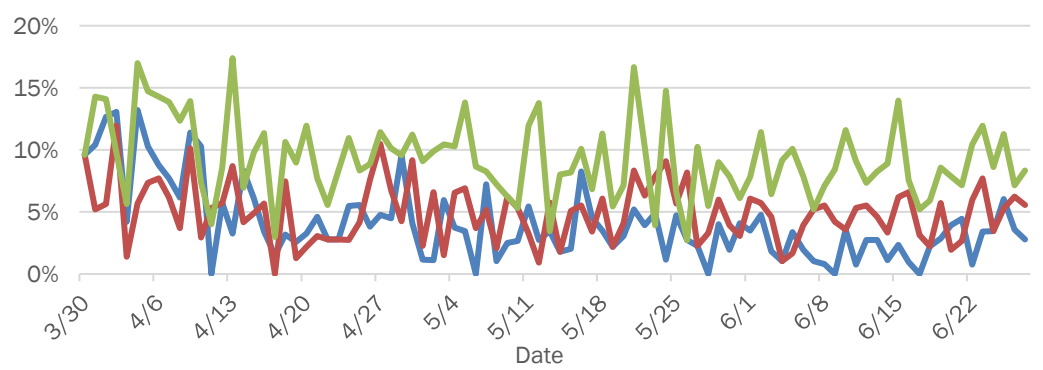

Weekly count of ED and FSED visits for influenza-like illness

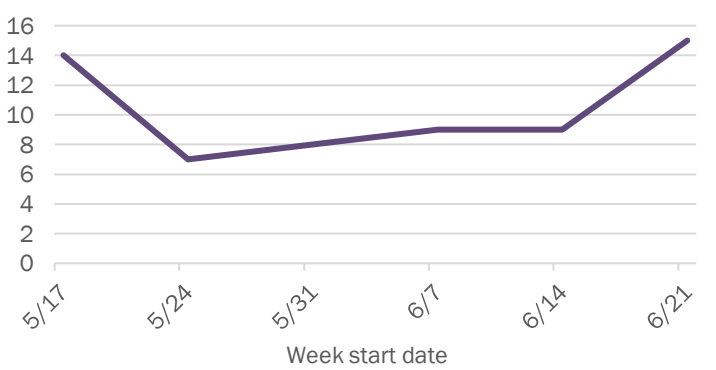

Daily percent of ED visits resulting in cough-associated admissions

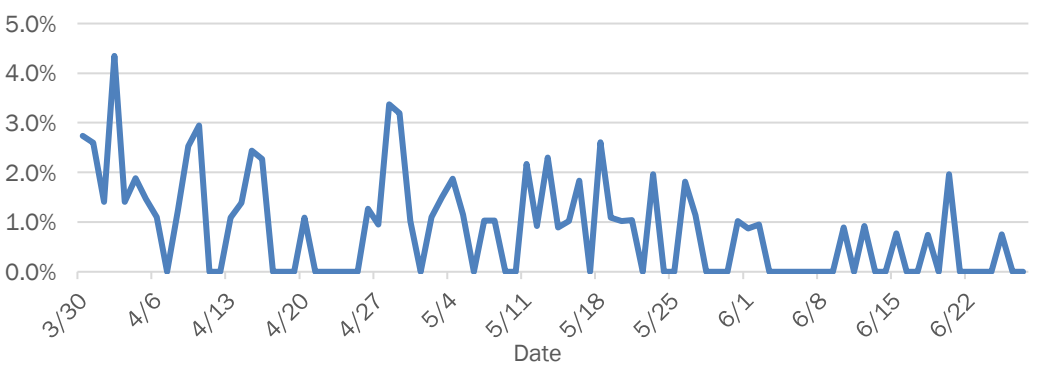

Weekly count of ED and FSED visits for COVID-like illness

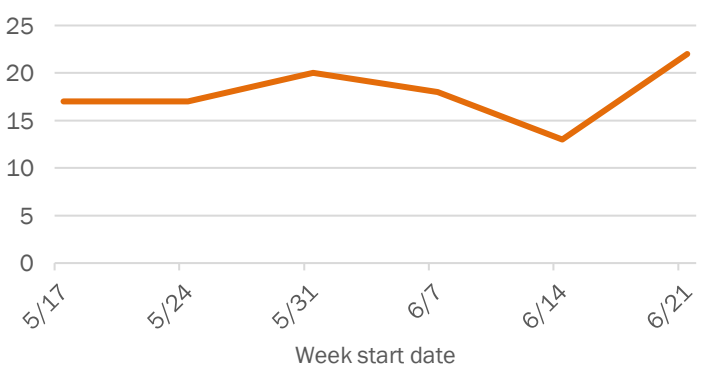

The Electronic Surveillance System for the Early Notification of Community-Based Epidemics (ESSENCE-FL) includes chief complaint data from 211 of 212 Florida EDs and 77 of 80 Florida FSEDs. Data are transmitted electronically to ESSENCE-FL daily or hourly.

COVID-19: summary for Franklin County

Data through Jun 27, 2020 verified as of Jun 28, 2020 at 09:25 AM

Data in this report are provisional and subject to change.

Confirmed cases

Total cases	6
Florida residents	5
Non-Florida residents	1
Gender for Florida residents	
Men	1
Women	4
Unknown	0
Age for Florida residents	
Range	34 - 75
Median age	65

Cases confirmed in Florida residents dy date case confirmed

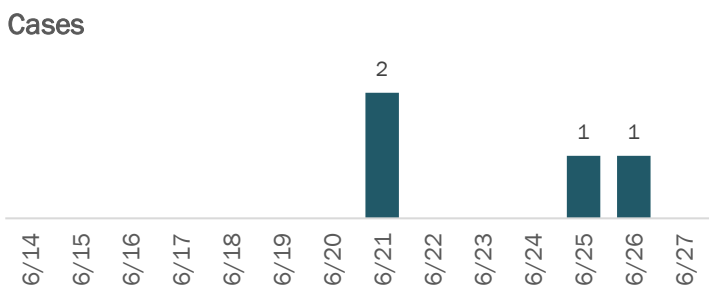

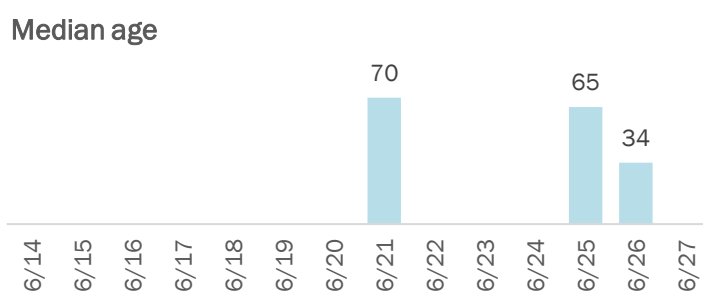

Race, ethnicity	Cases		Hospitalizations		Deaths	
White	5	100%	0	N/A	0	N/A
Hispanic	0	0%	0	N/A	0	N/A
Non-Hispanic	5	100%	0	N/A	0	N/A
Unknown ethnicity	0	0%	0	N/A	0	N/A
Black	0	0%	0	N/A	0	N/A
Hispanic	0	0%	0	N/A	0	N/A
Non-Hispanic	0	0%	0	N/A	0	N/A
Unknown ethnicity	0	0%	0	N/A	0	N/A
Other	0	0%	0	N/A	0	N/A
Hispanic	0	0%	0	N/A	0	N/A
Non-Hispanic	0	0%	0	N/A	0	N/A
Unknown ethnicity	0	0%	0	N/A	0	N/A
Unknown race	0	0%	0	N/A	0	N/A
Hispanic	0	0%	0	N/A	0	N/A
Non-Hispanic	0	0%	0	N/A	0	N/A
Unknown ethnicity	0	0%	0	N/A	0	N/A
Total	**5**		**0**		**0**	

Hospitalization counts include anyone who was hospitalized at some point during their illness. It does not reflect the number of people currently hospitalized.

Other race includes any person with a race of American Indian/Alaskan native, Asian, native Hawaiian/Pacific Islander, or other.

Outcomes for Florida residents		
Franklin		
Hospitalizations	0	(0% of all cases)
Deaths	0	(0% of all cases)
Statewide		
Hospitalizations	14,244	(10% of all cases)
Deaths	3,419	(2% of all cases)

Cases in facility staff/residents		
Franklin		
Long-term care	0	(0% of all cases)
Correctional	0	(0% of all cases)
Statewide		
Long-term care	13,021	(9% of all cases)
Correctional	3,645	(3% of all cases)

Laboratory testing for Florida residents and non-Florida residents over the past 2 weeks

Number and percent of positive labs

These counts include the number of people for whom the department received laboratory results by day. This percent is the number of people who test positive for the first time divided by all the people tested that day, excluding people who have previously tested positive.

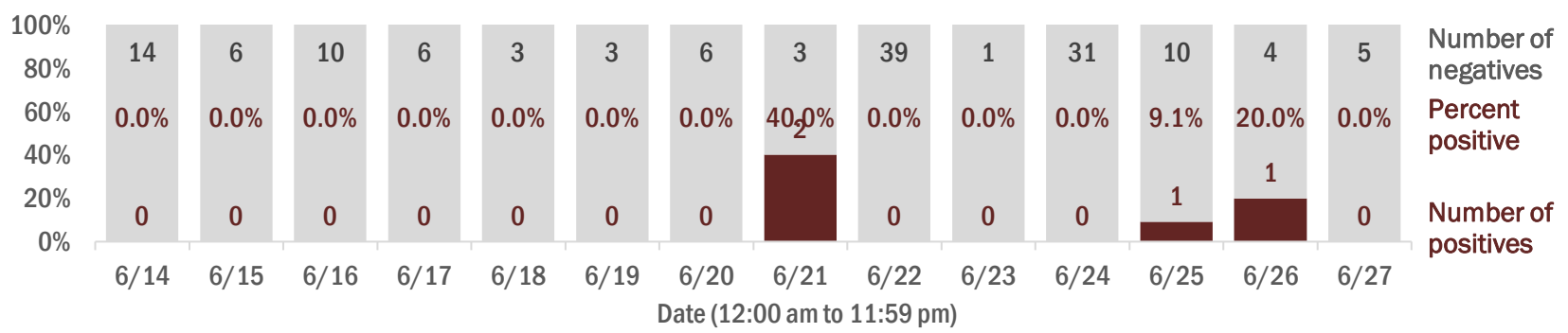

Emergency department (ED) and freestanding ED (FSED) chief complaint and admission data for Franklin County

Daily percent of ED visits mentioning cough, fever, or shortness of breath

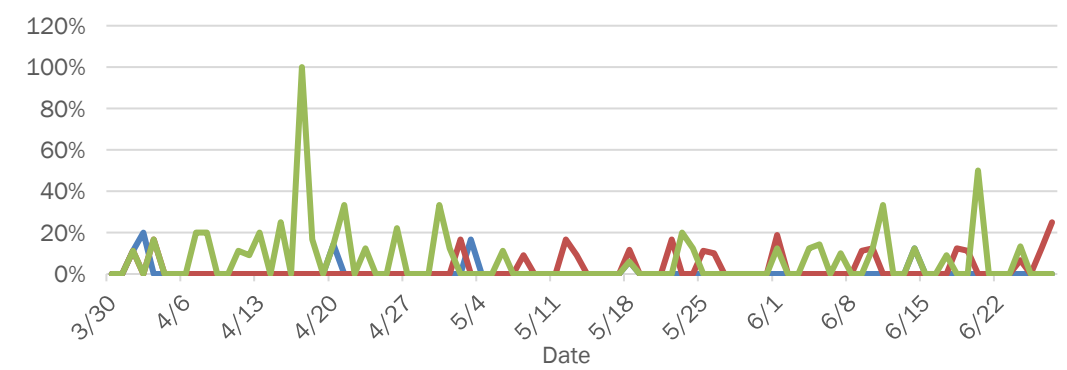

Weekly count of ED and FSED visits for influenza-like illness

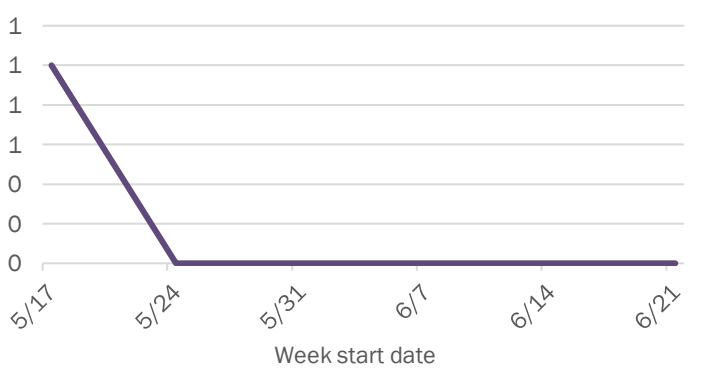

Daily percent of ED visits resulting in cough-associated admissions

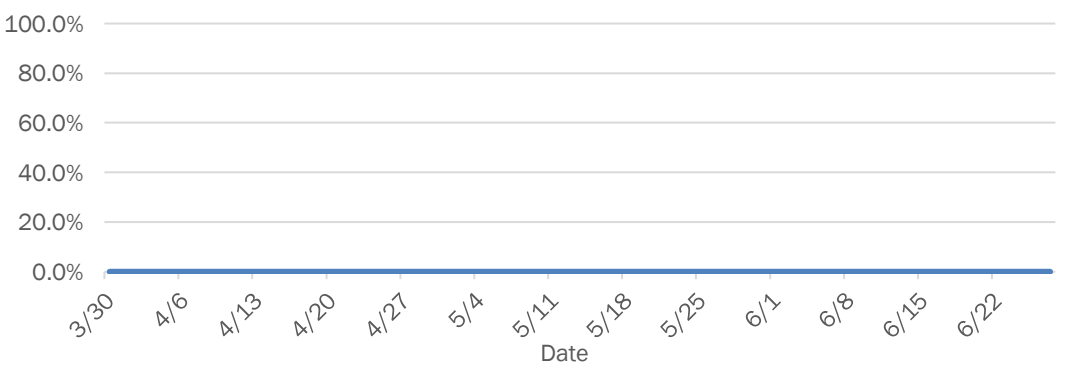

Weekly count of ED and FSED visits for COVID-like illness

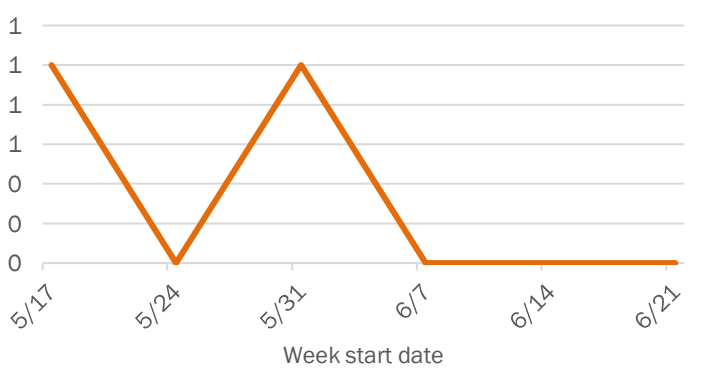

The Electronic Surveillance System for the Early Notification of Community-Based Epidemics (ESSENCE-FL) includes chief complaint data from 211 of 212 Florida EDs and 77 of 80 Florida FSEDs. Data are transmitted electronically to ESSENCE-FL daily or hourly.

COVID-19: summary for Gadsden County

Data through Jun 27, 2020 verified as of Jun 28, 2020 at 09:25 AM

Data in this report are provisional and subject to change.

Confirmed cases

Total cases	**373**
Florida residents	369
Non-Florida residents	4
Gender for Florida residents	
Men	110
Women	259
Unknown	0
Age for Florida residents	
Range	0 - 98
Median age	43

Cases confirmed in Florida residents dy date case confirmed

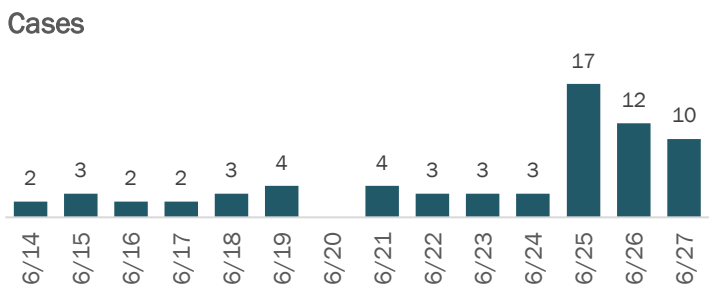

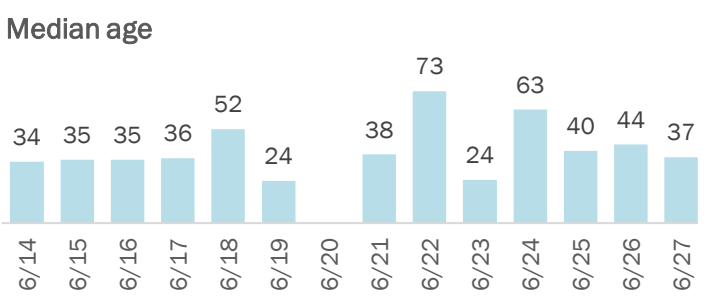

Race, ethnicity	Cases		Hospitalizations		Deaths	
White	140	38%	15	25%	1	14%
Hispanic	29	8%	0	0%	0	0%
Non-Hispanic	103	28%	14	23%	1	14%
Unknown ethnicity	8	2%	1	2%	0	0%
Black	155	42%	41	68%	6	86%
Hispanic	1	0%	0	0%	0	0%
Non-Hispanic	144	39%	41	68%	6	86%
Unknown ethnicity	10	3%	0	0%	0	0%
Other	17	5%	4	7%	0	0%
Hispanic	12	3%	4	7%	0	0%
Non-Hispanic	5	1%	0	0%	0	0%
Unknown ethnicity	0	0%	0	0%	0	0%
Unknown race	57	15%	0	0%	0	0%
Hispanic	0	0%	0	0%	0	0%
Non-Hispanic	3	1%	0	0%	0	0%
Unknown ethnicity	54	15%	0	0%	0	0%
Total	**369**		**60**		**7**	

Hospitalization counts include anyone who was hospitalized at some point during their illness. It does not reflect the number of people currently hospitalized.

Other race includes any person with a race of American Indian/Alaskan native, Asian, native Hawaiian/Pacific Islander, or other.

Outcomes for Florida residents

Gadsden		
Hospitalizations	60	(16% of all cases)
Deaths	7	(2% of all cases)
Statewide		
Hospitalizations	14,244	(10% of all cases)
Deaths	3,419	(2% of all cases)

Cases in facility staff/residents

Gadsden		
Long-term care	49	(13% of all cases)
Correctional	109	(30% of all cases)
Statewide		
Long-term care	13,021	(9% of all cases)
Correctional	3,645	(3% of all cases)

Laboratory testing for Florida residents and non-Florida residents over the past 2 weeks

Number and percent of positive labs

These counts include the number of people for whom the department received laboratory results by day. This percent is the number of people who test positive for the first time divided by all the people tested that day, excluding people who have previously tested positive.

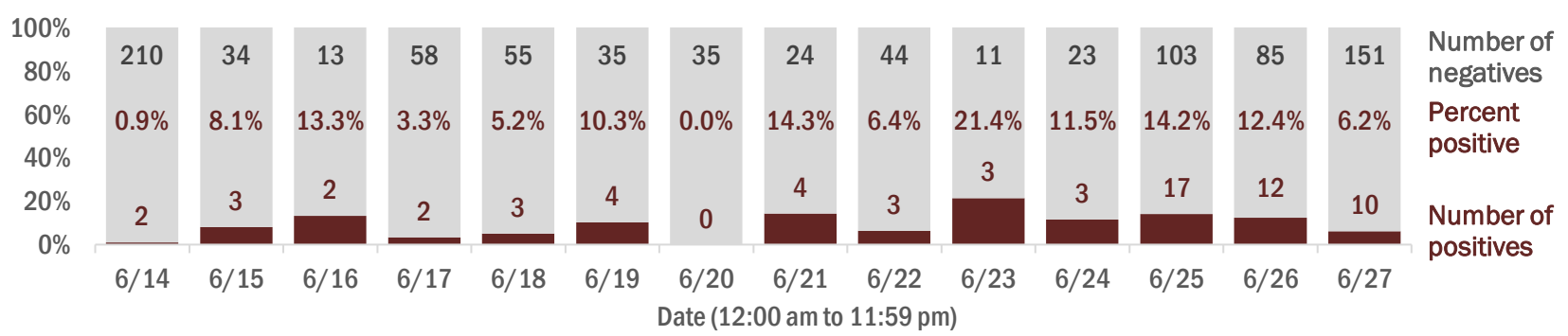

Emergency department (ED) and freestanding ED (FSED) chief complaint and admission data for Gadsden County

Daily percent of ED visits mentioning cough, fever, or shortness of breath

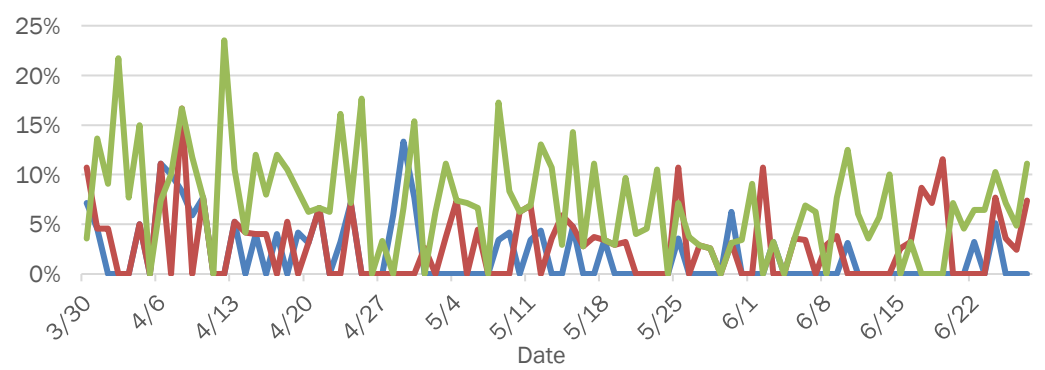

Weekly count of ED and FSED visits for influenza-like illness

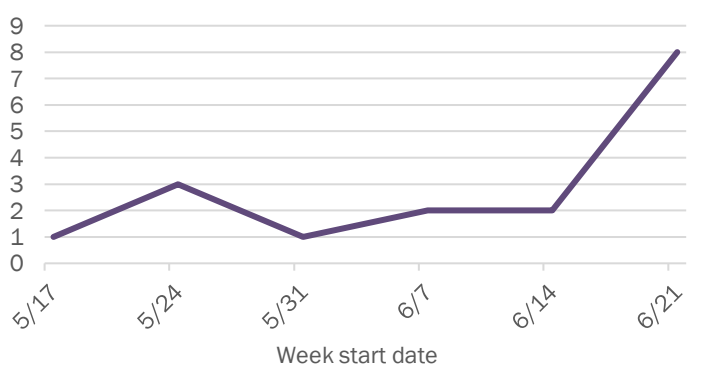

Daily percent of ED visits resulting in cough-associated admissions

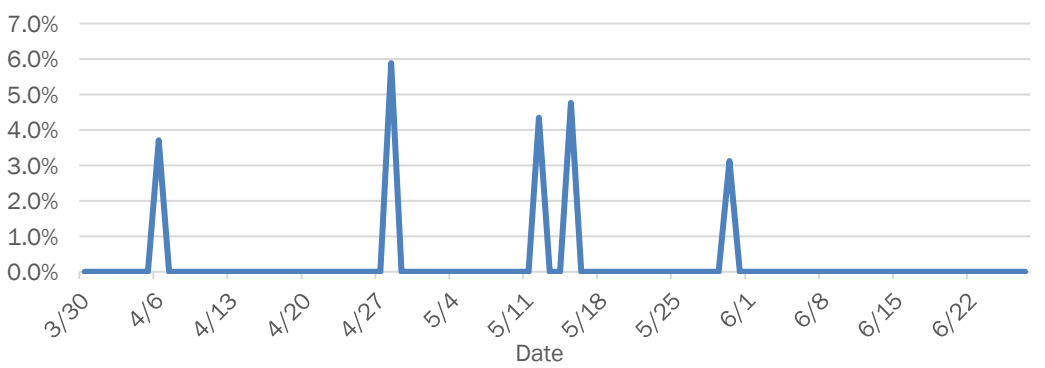

Weekly count of ED and FSED visits for COVID-like illness

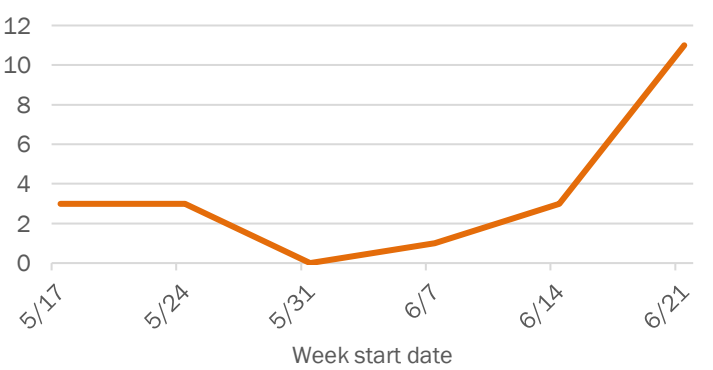

The Electronic Surveillance System for the Early Notification of Community-Based Epidemics (ESSENCE-FL) includes chief complaint data from 211 of 212 Florida EDs and 77 of 80 Florida FSEDs. Data are transmitted electronically to ESSENCE-FL daily or hourly.

COVID-19: summary for Gilchrist County

Data through Jun 27, 2020 verified as of Jun 28, 2020 at 09:25 AM

Data in this report are provisional and subject to change.

Confirmed cases

Total cases	**97**
Florida residents	97
Non-Florida residents	0
Gender for Florida residents	
Men	75
Women	22
Unknown	0
Age for Florida residents	
Range	0 - 83
Median age	38

Cases confirmed in Florida residents dy date case confirmed

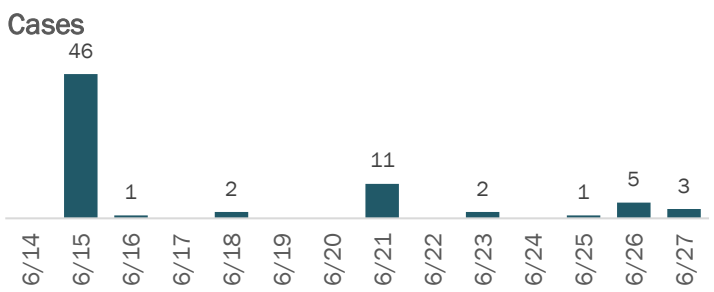

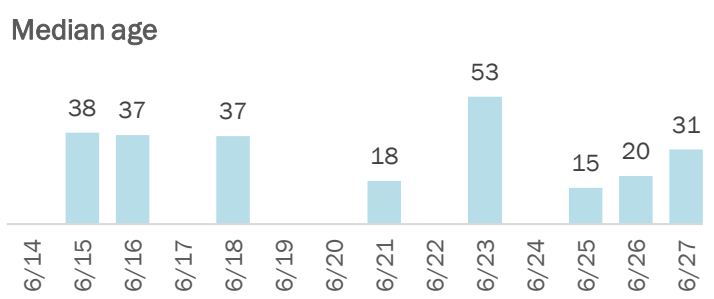

Race, ethnicity	Cases		Hospitalizations		Deaths	
White	69	71%	0	N/A	0	N/A
Hispanic	12	12%	0	N/A	0	N/A
Non-Hispanic	54	56%	0	N/A	0	N/A
Unknown ethnicity	3	3%	0	N/A	0	N/A
Black	10	10%	0	N/A	0	N/A
Hispanic	0	0%	0	N/A	0	N/A
Non-Hispanic	10	10%	0	N/A	0	N/A
Unknown ethnicity	0	0%	0	N/A	0	N/A
Other	16	16%	0	N/A	0	N/A
Hispanic	14	14%	0	N/A	0	N/A
Non-Hispanic	2	2%	0	N/A	0	N/A
Unknown ethnicity	0	0%	0	N/A	0	N/A
Unknown race	2	2%	0	N/A	0	N/A
Hispanic	0	0%	0	N/A	0	N/A
Non-Hispanic	0	0%	0	N/A	0	N/A
Unknown ethnicity	2	2%	0	N/A	0	N/A
Total	**97**		**0**		**0**	

Hospitalization counts include anyone who was hospitalized at some point during their illness. It does not reflect the number of people currently hospitalized.

Other race includes any person with a race of American Indian/Alaskan native, Asian, native Hawaiian/Pacific Islander, or other.

Outcomes for Florida residents		
Gilchrist		
Hospitalizations	0	(0% of all cases)
Deaths	0	(0% of all cases)
Statewide		
Hospitalizations	14,244	(10% of all cases)
Deaths	3,419	(2% of all cases)

Cases in facility staff/residents		
Gilchrist		
Long-term care	1	(1% of all cases)
Correctional	33	(34% of all cases)
Statewide		
Long-term care	13,021	(9% of all cases)
Correctional	3,645	(3% of all cases)

Laboratory testing for Florida residents and non-Florida residents over the past 2 weeks

Number and percent of positive labs

These counts include the number of people for whom the department received laboratory results by day. This percent is the number of people who test positive for the first time divided by all the people tested that day, excluding people who have previously tested positive.

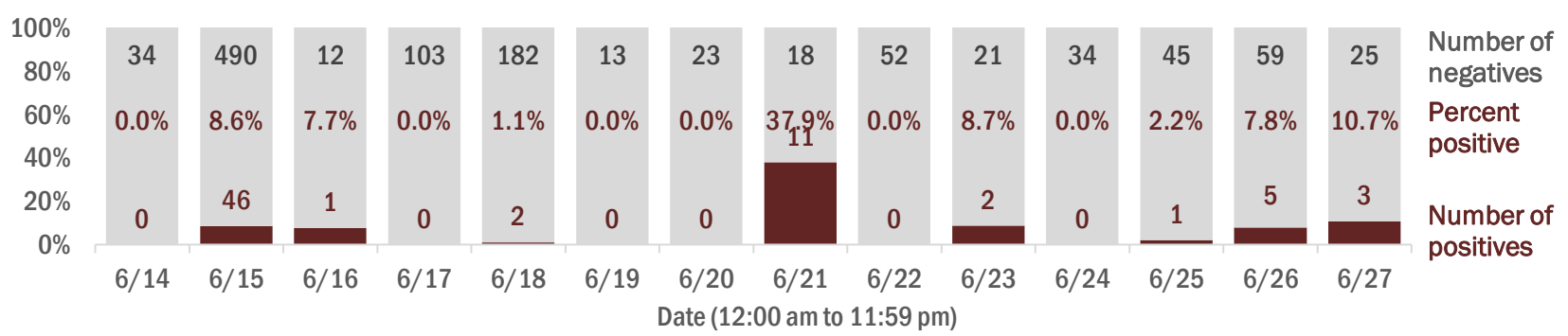

Emergency department (ED) and freestanding ED (FSED) chief complaint and admission data for Gilchrist County

Daily percent of ED visits mentioning cough, fever, or shortness of breath

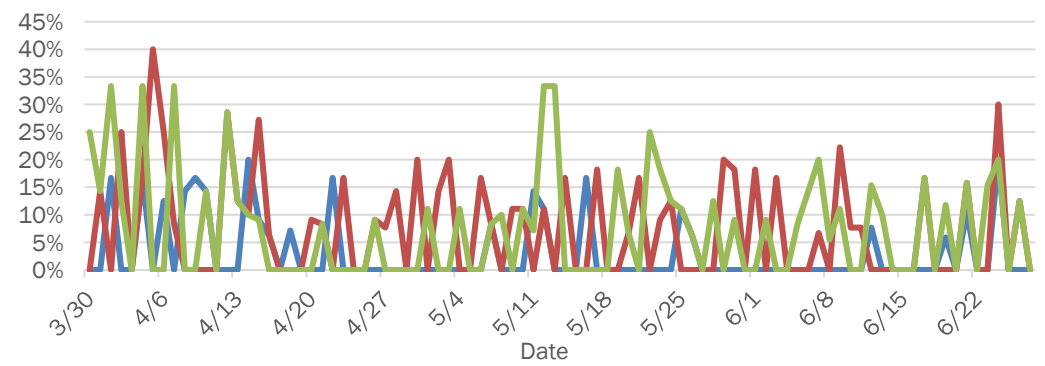

Weekly count of ED and FSED visits for influenza-like illness

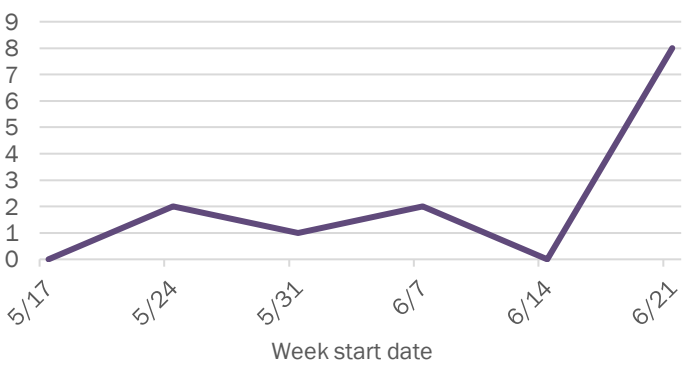

Daily percent of ED visits resulting in cough-associated admissions

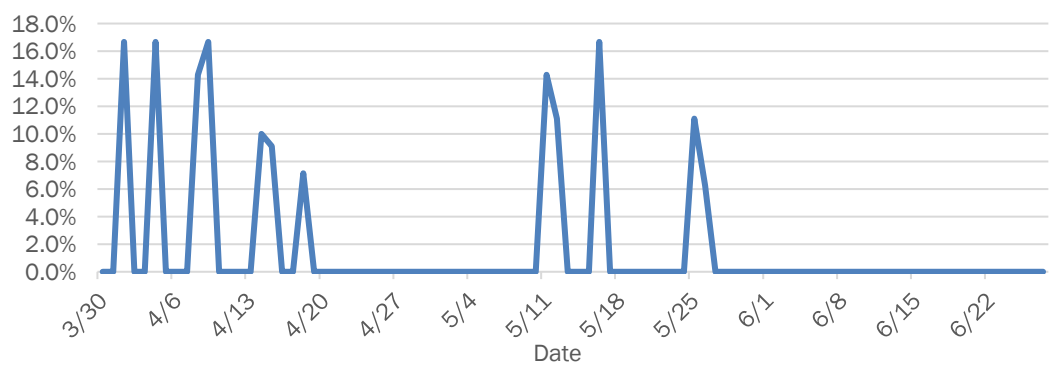

Weekly count of ED and FSED visits for COVID-like illness

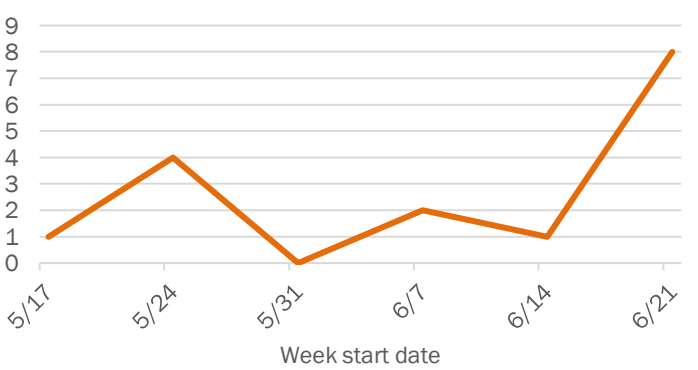

The Electronic Surveillance System for the Early Notification of Community-Based Epidemics (ESSENCE-FL) includes chief complaint data from 211 of 212 Florida EDs and 77 of 80 Florida FSEDs. Data are transmitted electronically to ESSENCE-FL daily or hourly.

COVID-19: summary for Glades County

Data through Jun 27, 2020 verified as of Jun 28, 2020 at 09:25 AM

Data in this report are provisional and subject to change.

Confirmed cases

Total cases	**161**
Florida residents	161
Non-Florida residents	0
Gender for Florida residents	
Men	124
Women	37
Unknown	0
Age for Florida residents	
Range	3 - 89
Median age	36

Cases confirmed in Florida residents dy date case confirmed

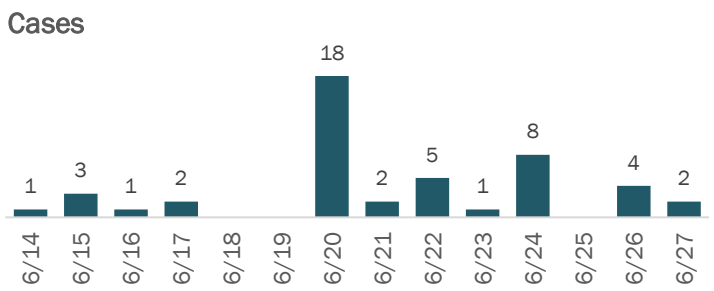

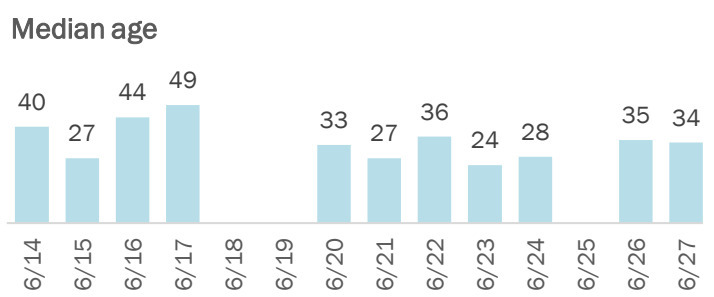

Race, ethnicity	Cases		Hospitalizations		Deaths	
White	124	77%	9	64%	1	100%
Hispanic	99	61%	5	36%	0	0%
Non-Hispanic	24	15%	4	29%	1	100%
Unknown ethnicity	1	1%	0	0%	0	0%
Black	17	11%	2	14%	0	0%
Hispanic	0	0%	0	0%	0	0%
Non-Hispanic	16	10%	2	14%	0	0%
Unknown ethnicity	1	1%	0	0%	0	0%
Other	5	3%	3	21%	0	0%
Hispanic	2	1%	2	14%	0	0%
Non-Hispanic	3	2%	1	7%	0	0%
Unknown ethnicity	0	0%	0	0%	0	0%
Unknown race	15	9%	0	0%	0	0%
Hispanic	1	1%	0	0%	0	0%
Non-Hispanic	0	0%	0	0%	0	0%
Unknown ethnicity	14	9%	0	0%	0	0%
Total	**161**		**14**		**1**	

Hospitalization counts include anyone who was hospitalized at some point during their illness. It does not reflect the number of people currently hospitalized.

Other race includes any person with a race of American Indian/Alaskan native, Asian, native Hawaiian/Pacific Islander, or other.

Outcomes for Florida residents

Glades		
Hospitalizations	14	(9% of all cases)
Deaths	1	(1% of all cases)
Statewide		
Hospitalizations	14,244	(10% of all cases)
Deaths	3,419	(2% of all cases)

Cases in facility staff/residents

Glades		
Long-term care	3	(2% of all cases)
Correctional	79	(49% of all cases)
Statewide		
Long-term care	13,021	(9% of all cases)
Correctional	3,645	(3% of all cases)

Laboratory testing for Florida residents and non-Florida residents over the past 2 weeks

Number and percent of positive labs

These counts include the number of people for whom the department received laboratory results by day. This percent is the number of people who test positive for the first time divided by all the people tested that day, excluding people who have previously tested positive.

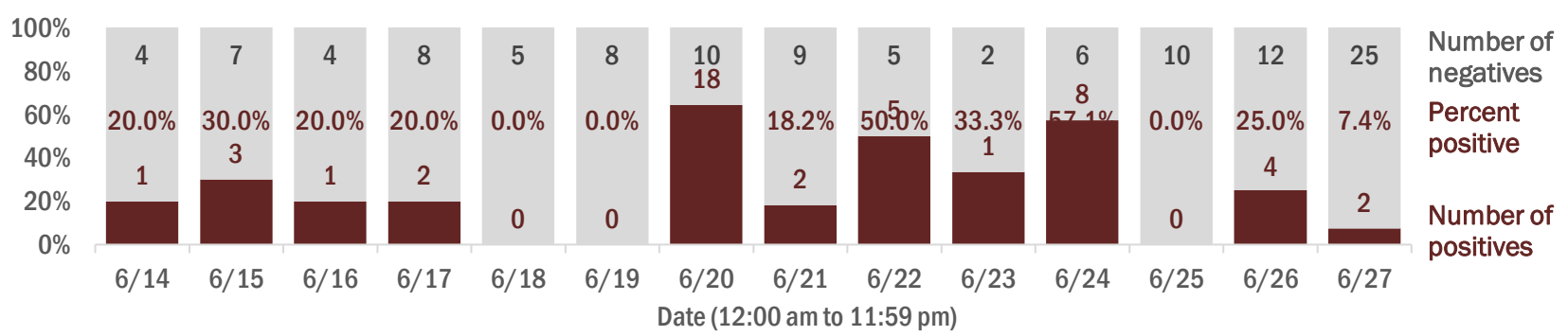

Emergency department (ED) and freestanding ED (FSED) chief complaint and admission data for Glades County

Daily percent of ED visits mentioning cough, fever, or shortness of breath

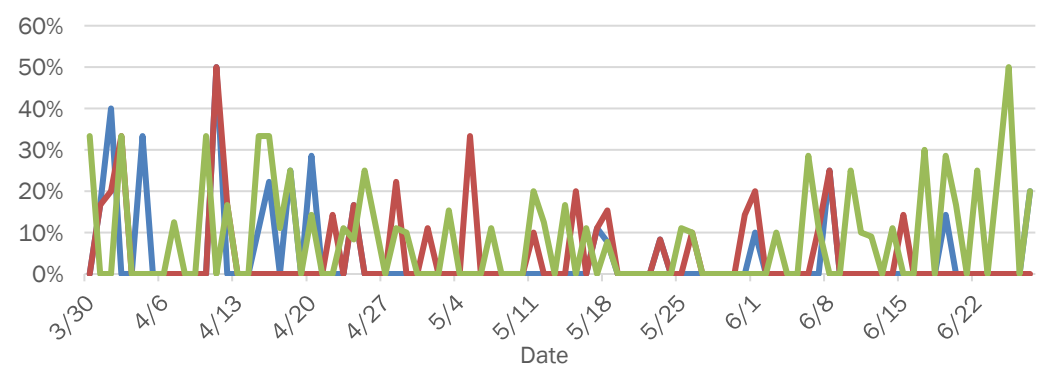

Weekly count of ED and FSED visits for influenza-like illness

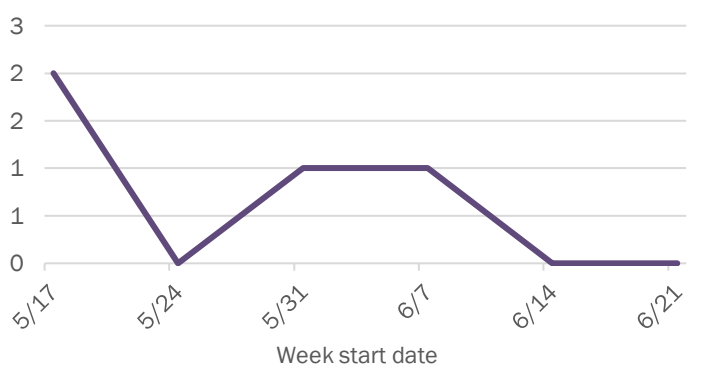

Daily percent of ED visits resulting in cough-associated admissions

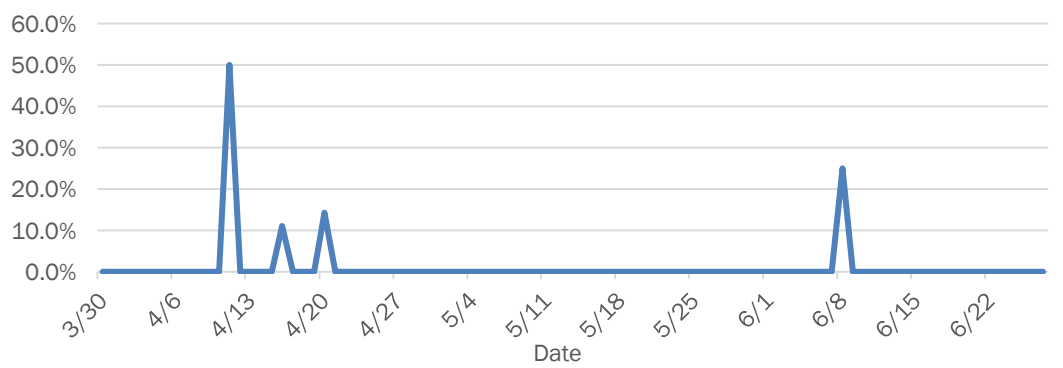

Weekly count of ED and FSED visits for COVID-like illness

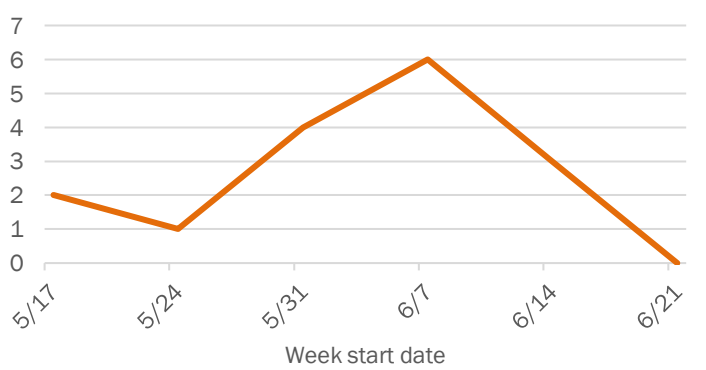

The Electronic Surveillance System for the Early Notification of Community-Based Epidemics (ESSENCE-FL) includes chief complaint data from 211 of 212 Florida EDs and 77 of 80 Florida FSEDs. Data are transmitted electronically to ESSENCE-FL daily or hourly.

COVID-19: summary for Gulf County

Data through Jun 27, 2020 verified as of Jun 28, 2020 at 09:25 AM

Data in this report are provisional and subject to change.

Confirmed cases

Total cases	**22**
Florida residents	19
Non-Florida residents	3
Gender for Florida residents	
Men	9
Women	10
Unknown	0
Age for Florida residents	
Range	9 - 70
Median age	48

Cases confirmed in Florida residents dy date case confirmed

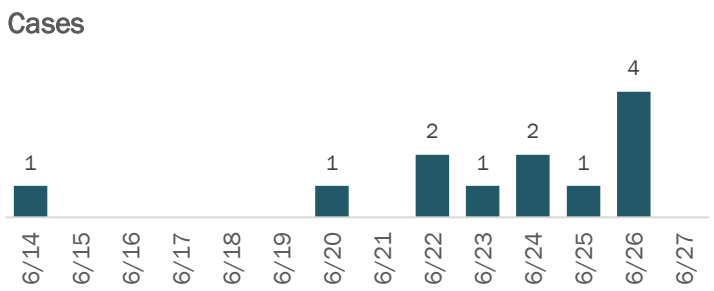

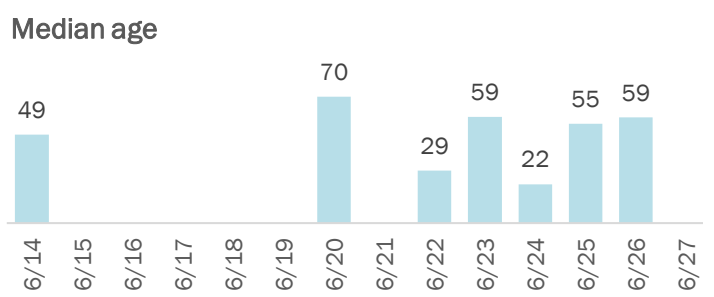

Race, ethnicity	Cases		Hospitalizations		Deaths	
White	12	63%	1	100%	0	N/A
Hispanic	0	0%	0	0%	0	N/A
Non-Hispanic	12	63%	1	100%	0	N/A
Unknown ethnicity	0	0%	0	0%	0	N/A
Black	4	21%	0	0%	0	N/A
Hispanic	0	0%	0	0%	0	N/A
Non-Hispanic	4	21%	0	0%	0	N/A
Unknown ethnicity	0	0%	0	0%	0	N/A
Other	2	11%	0	0%	0	N/A
Hispanic	2	11%	0	0%	0	N/A
Non-Hispanic	0	0%	0	0%	0	N/A
Unknown ethnicity	0	0%	0	0%	0	N/A
Unknown race	1	5%	0	0%	0	N/A
Hispanic	0	0%	0	0%	0	N/A
Non-Hispanic	0	0%	0	0%	0	N/A
Unknown ethnicity	1	5%	0	0%	0	N/A
Total	**19**		**1**		**0**	

Hospitalization counts include anyone who was hospitalized at some point during their illness. It does not reflect the number of people currently hospitalized.

Other race includes any person with a race of American Indian/Alaskan native, Asian, native Hawaiian/Pacific Islander, or other.

Outcomes for Florida residents

Gulf		
Hospitalizations	1	(5% of all cases)
Deaths	0	(0% of all cases)
Statewide		
Hospitalizations	14,244	(10% of all cases)
Deaths	3,419	(2% of all cases)

Cases in facility staff/residents

Gulf		
Long-term care	2	(11% of all cases)
Correctional	0	(0% of all cases)
Statewide		
Long-term care	13,021	(9% of all cases)
Correctional	3,645	(3% of all cases)

Laboratory testing for Florida residents and non-Florida residents over the past 2 weeks

Number and percent of positive labs

These counts include the number of people for whom the department received laboratory results by day. This percent is the number of people who test positive for the first time divided by all the people tested that day, excluding people who have previously tested positive.

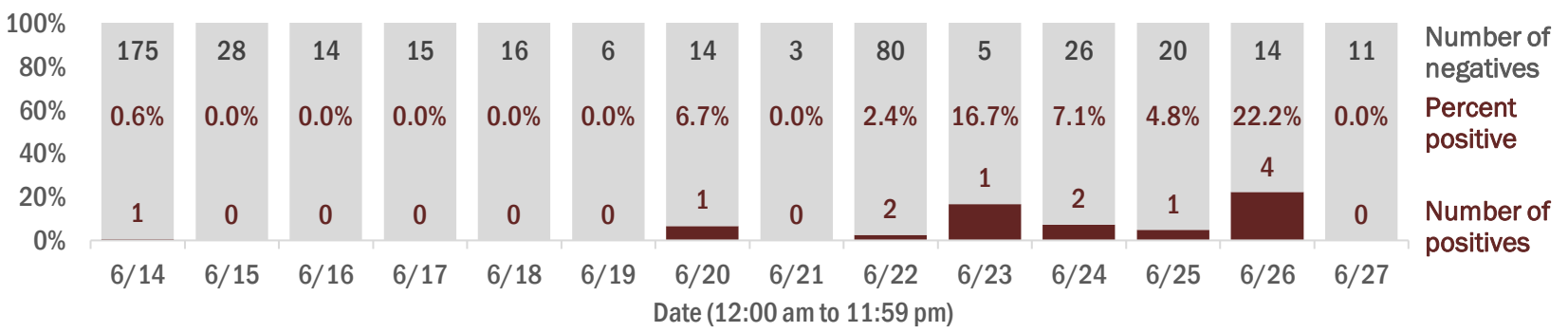

Emergency department (ED) and freestanding ED (FSED) chief complaint and admission data for Gulf County

Daily percent of ED visits mentioning cough, fever, or shortness of breath

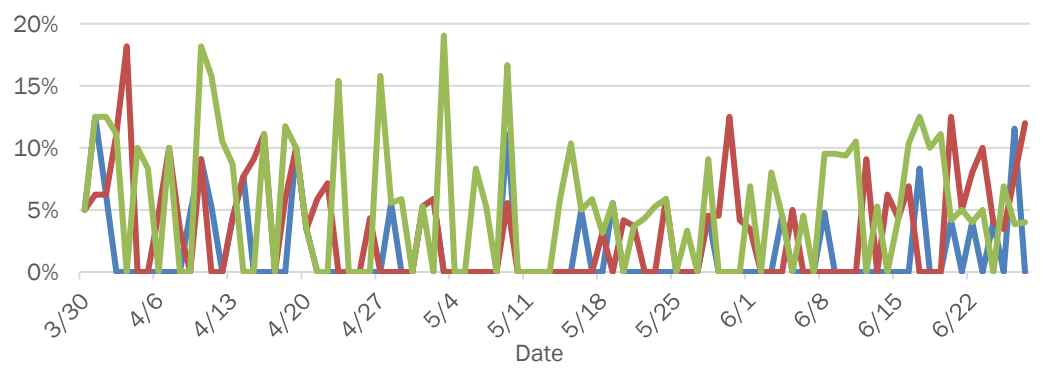

Weekly count of ED and FSED visits for influenza-like illness

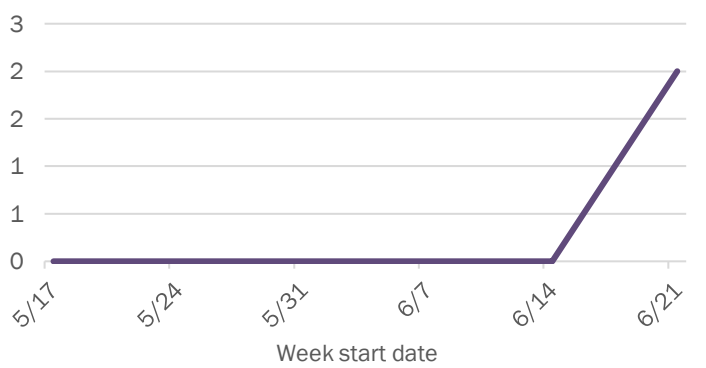

Daily percent of ED visits resulting in cough-associated admissions

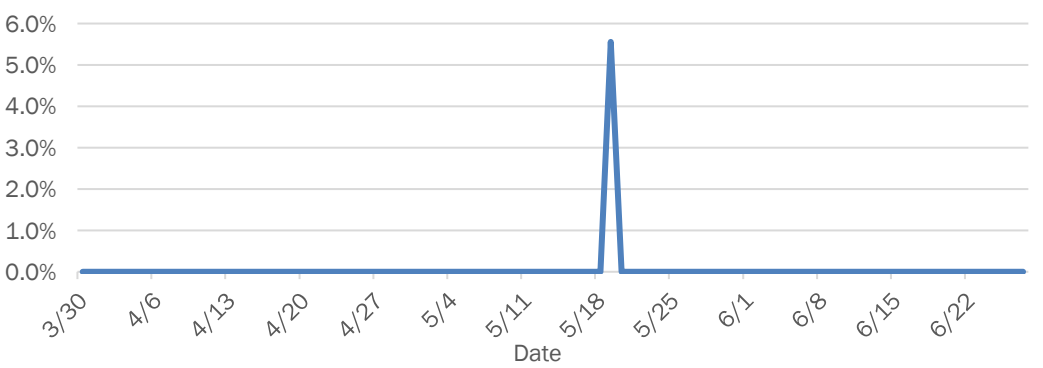

Weekly count of ED and FSED visits for COVID-like illness

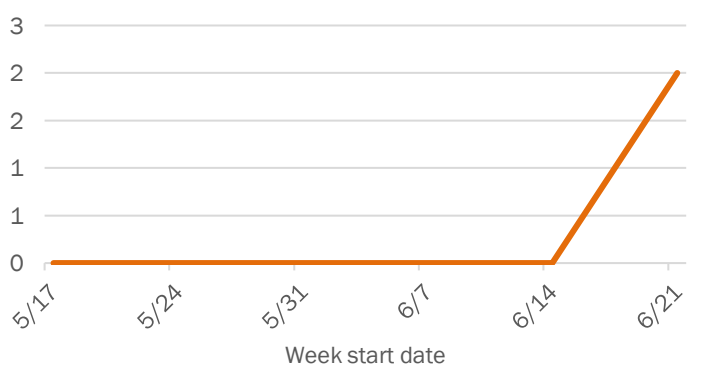

The Electronic Surveillance System for the Early Notification of Community-Based Epidemics (ESSENCE-FL) includes chief complaint data from 211 of 212 Florida EDs and 77 of 80 Florida FSEDs. Data are transmitted electronically to ESSENCE-FL daily or hourly.

COVID-19: summary for Hamilton County

Data through Jun 27, 2020 verified as of Jun 28, 2020 at 09:25 AM

Data in this report are provisional and subject to change.

Confirmed cases

Total cases	**325**
Florida residents	322
Non-Florida residents	3
Gender for Florida residents	
Men	258
Women	64
Unknown	0
Age for Florida residents	
Range	0 - 84
Median age	38

Cases confirmed in Florida residents dy date case confirmed

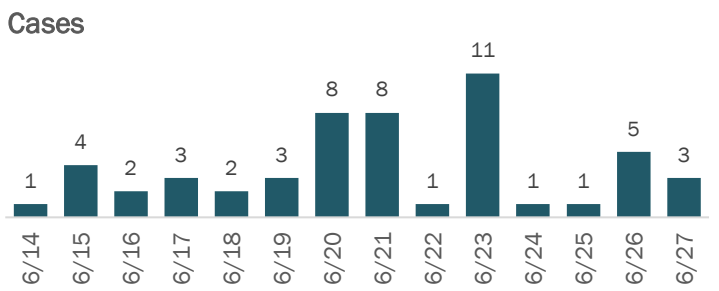

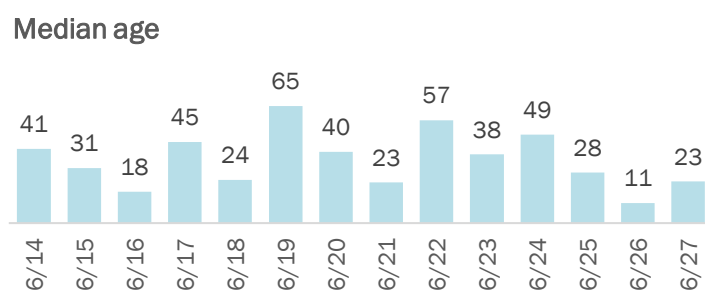

Race, ethnicity	Cases		Hospitalizations		Deaths	
White	142	44%	1	10%	0	0%
Hispanic	32	10%	1	10%	0	0%
Non-Hispanic	43	13%	0	0%	0	0%
Unknown ethnicity	67	21%	0	0%	0	0%
Black	148	46%	5	50%	2	100%
Hispanic	2	1%	0	0%	0	0%
Non-Hispanic	78	24%	5	50%	2	100%
Unknown ethnicity	68	21%	0	0%	0	0%
Other	30	9%	4	40%	0	0%
Hispanic	19	6%	4	40%	0	0%
Non-Hispanic	2	1%	0	0%	0	0%
Unknown ethnicity	9	3%	0	0%	0	0%
Unknown race	2	1%	0	0%	0	0%
Hispanic	0	0%	0	0%	0	0%
Non-Hispanic	0	0%	0	0%	0	0%
Unknown ethnicity	2	1%	0	0%	0	0%
Total	**322**		**10**		**2**	

Hospitalization counts include anyone who was hospitalized at some point during their illness. It does not reflect the number of people currently hospitalized.

Other race includes any person with a race of American Indian/Alaskan native, Asian, native Hawaiian/Pacific Islander, or other.

Outcomes for Florida residents

Hamilton		
Hospitalizations	10	(3% of all cases)
Deaths	2	(1% of all cases)
Statewide		
Hospitalizations	14,244	(10% of all cases)
Deaths	3,419	(2% of all cases)

Cases in facility staff/residents

Hamilton		
Long-term care	4	(1% of all cases)
Correctional	218	(68% of all cases)
Statewide		
Long-term care	13,021	(9% of all cases)
Correctional	3,645	(3% of all cases)

Laboratory testing for Florida residents and non-Florida residents over the past 2 weeks

Number and percent of positive labs

These counts include the number of people for whom the department received laboratory results by day. This percent is the number of people who test positive for the first time divided by all the people tested that day, excluding people who have previously tested positive.

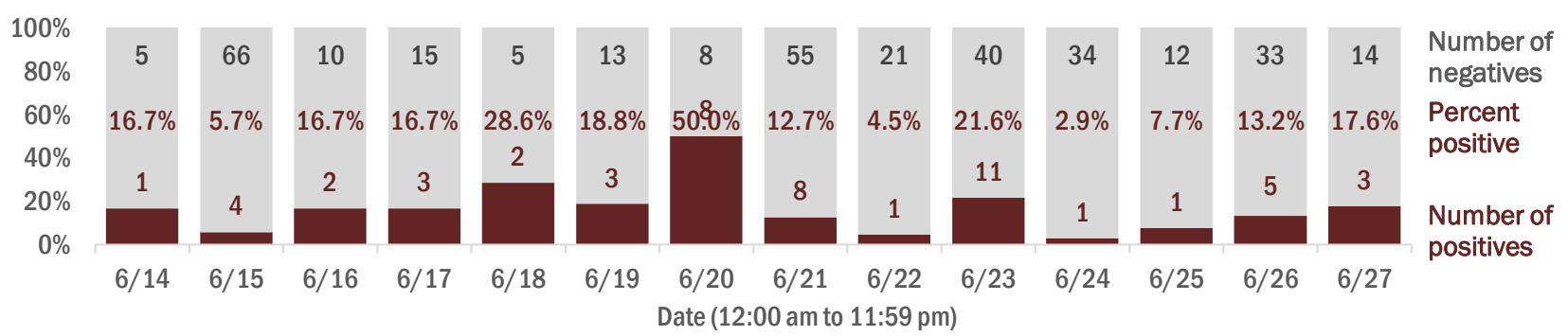

Emergency department (ED) and freestanding ED (FSED) chief complaint and admission data for Hamilton County

Daily percent of ED visits mentioning cough, fever, or shortness of breath

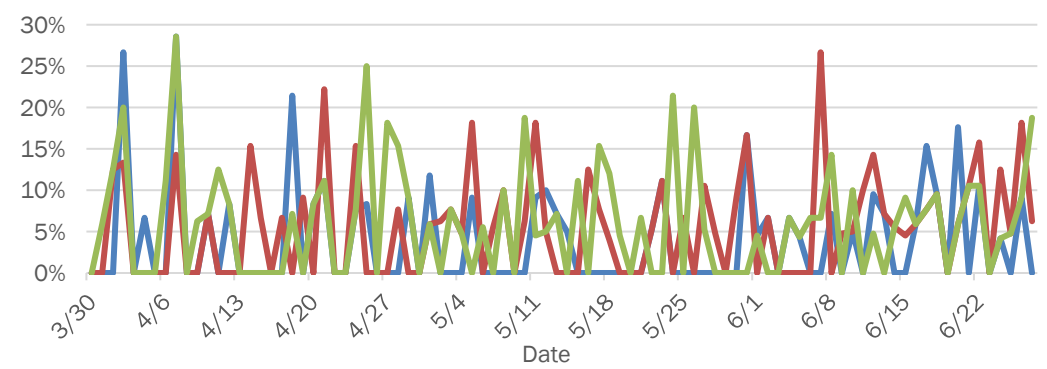

Weekly count of ED and FSED visits for influenza-like illness

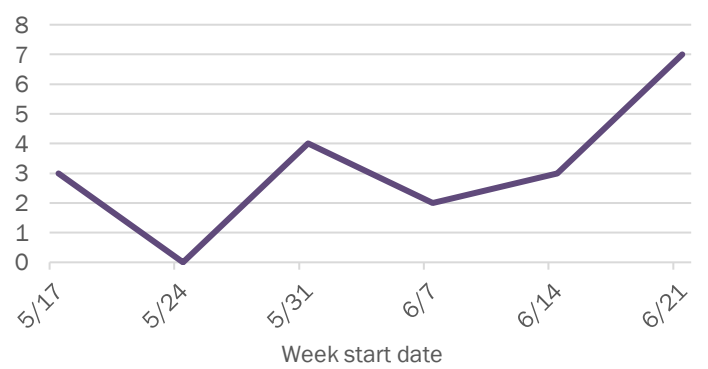

Daily percent of ED visits resulting in cough-associated admissions

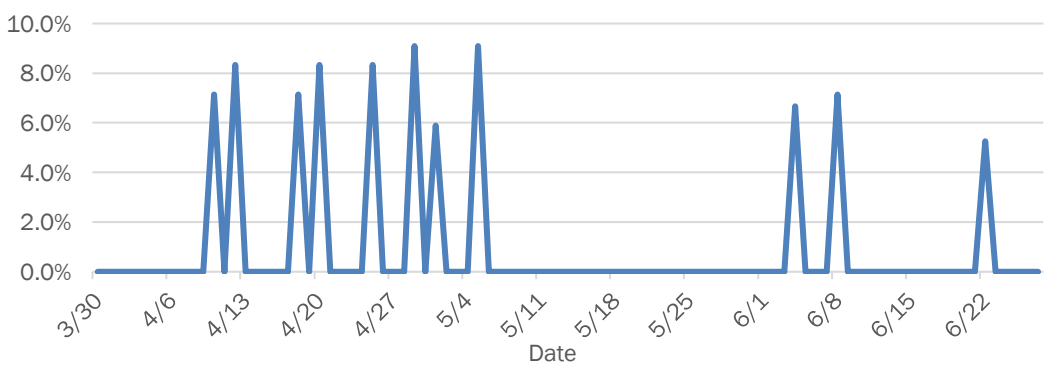

Weekly count of ED and FSED visits for COVID-like illness

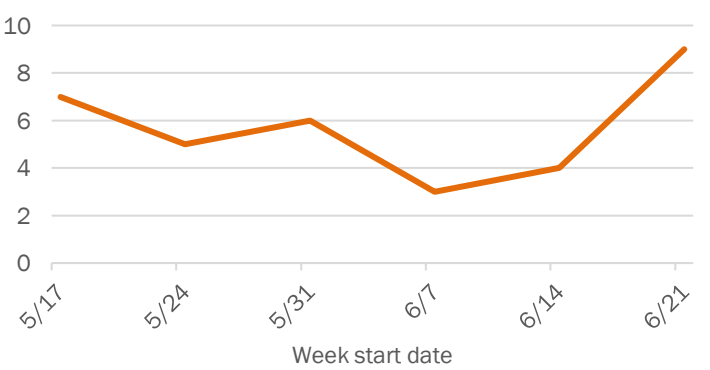

The Electronic Surveillance System for the Early Notification of Community-Based Epidemics (ESSENCE-FL) includes chief complaint data from 211 of 212 Florida EDs and 77 of 80 Florida FSEDs. Data are transmitted electronically to ESSENCE-FL daily or hourly.

COVID-19: summary for Hardee County

Data through Jun 27, 2020 verified as of Jun 28, 2020 at 09:25 AM

Data in this report are provisional and subject to change.

Confirmed cases

Total cases	**411**
Florida residents	406
Non-Florida residents	5
Gender for Florida residents	
Men	202
Women	204
Unknown	0
Age for Florida residents	
Range	0 - 86
Median age	34

Cases confirmed in Florida residents dy date case confirmed

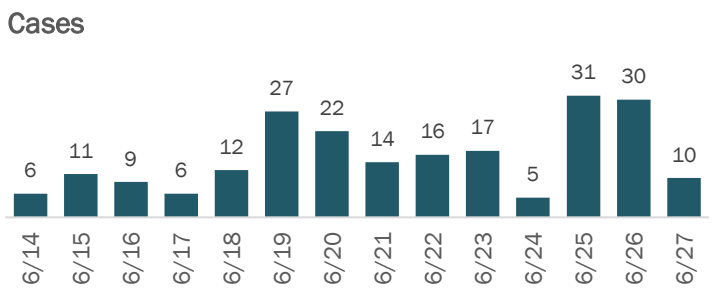

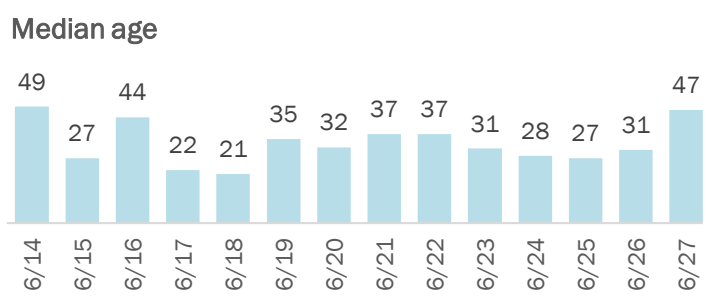

Race, ethnicity	Cases		Hospitalizations		Deaths	
White	294	72%	14	39%	3	100%
Hispanic	253	62%	7	19%	1	33%
Non-Hispanic	41	10%	7	19%	2	67%
Unknown ethnicity	0	0%	0	0%	0	0%
Black	56	14%	10	28%	0	0%
Hispanic	0	0%	0	0%	0	0%
Non-Hispanic	55	14%	10	28%	0	0%
Unknown ethnicity	1	0%	0	0%	0	0%
Other	38	9%	12	33%	0	0%
Hispanic	27	7%	9	25%	0	0%
Non-Hispanic	11	3%	3	8%	0	0%
Unknown ethnicity	0	0%	0	0%	0	0%
Unknown race	18	4%	0	0%	0	0%
Hispanic	2	0%	0	0%	0	0%
Non-Hispanic	0	0%	0	0%	0	0%
Unknown ethnicity	16	4%	0	0%	0	0%
Total	**406**		**36**		**3**	

Hospitalization counts include anyone who was hospitalized at some point during their illness. It does not reflect the number of people currently hospitalized.

Other race includes any person with a race of American Indian/Alaskan native, Asian, native Hawaiian/Pacific Islander, or other.

Outcomes for Florida residents

Hardee		
Hospitalizations	36	(9% of all cases)
Deaths	3	(1% of all cases)
Statewide		
Hospitalizations	14,244	(10% of all cases)
Deaths	3,419	(2% of all cases)

Cases in facility staff/residents

Hardee		
Long-term care	14	(3% of all cases)
Correctional	2	(0% of all cases)
Statewide		
Long-term care	13,021	(9% of all cases)
Correctional	3,645	(3% of all cases)

Laboratory testing for Florida residents and non-Florida residents over the past 2 weeks

Number and percent of positive labs

These counts include the number of people for whom the department received laboratory results by day. This percent is the number of people who test positive for the first time divided by all the people tested that day, excluding people who have previously tested positive.

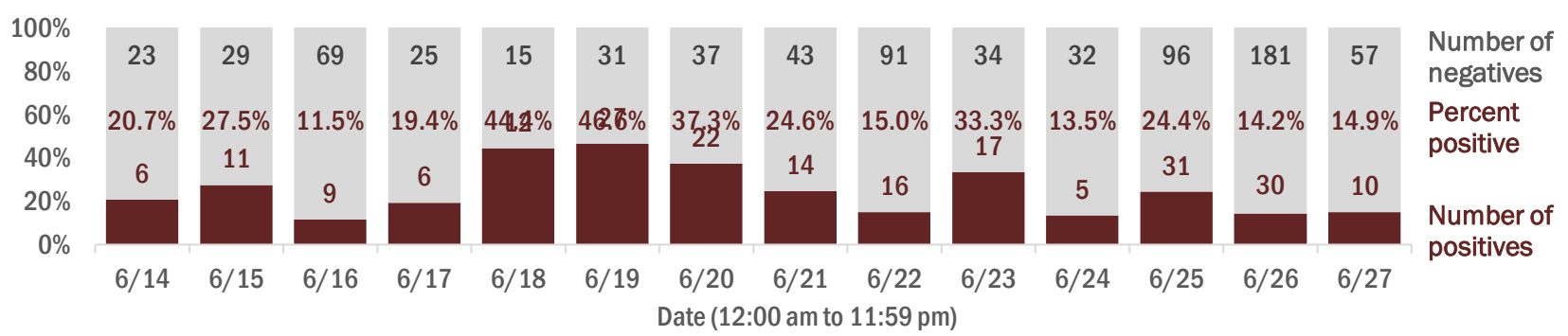

Emergency department (ED) and freestanding ED (FSED) chief complaint and admission data for Hardee County

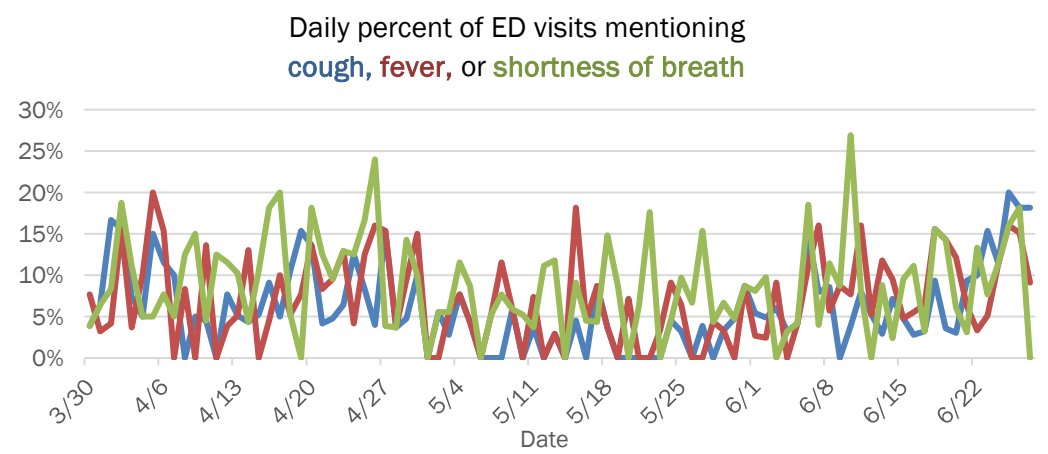

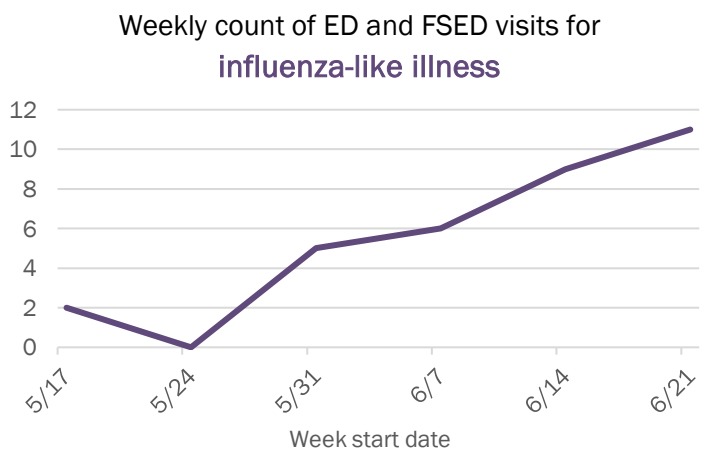

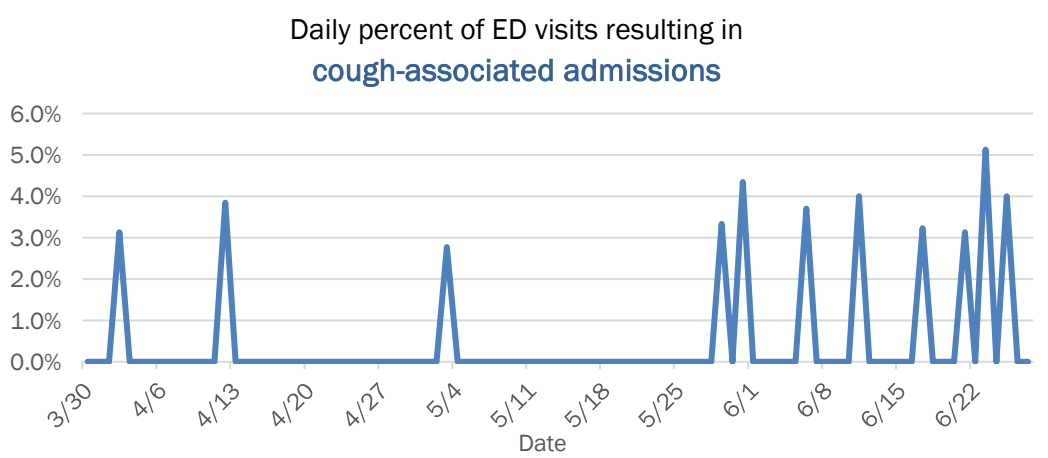

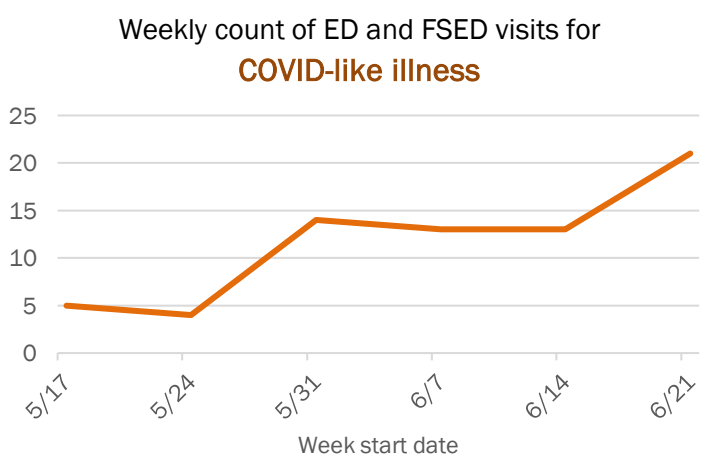

The Electronic Surveillance System for the Early Notification of Community-Based Epidemics (ESSENCE-FL) includes chief complaint data from 211 of 212 Florida EDs and 77 of 80 Florida FSEDs. Data are transmitted electronically to ESSENCE-FL daily or hourly.

COVID-19: summary for Hendry County

Data through Jun 27, 2020 verified as of Jun 28, 2020 at 09:25 AM

Data in this report are provisional and subject to change.

Confirmed cases

Total cases	**923**
Florida residents	923
Non-Florida residents	0
Gender for Florida residents	
Men	541
Women	382
Unknown	0
Age for Florida residents	
Range	0 - 101
Median age	37

Cases confirmed in Florida residents dy date case confirmed

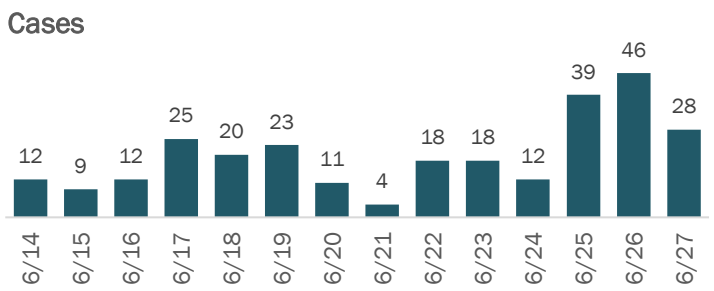

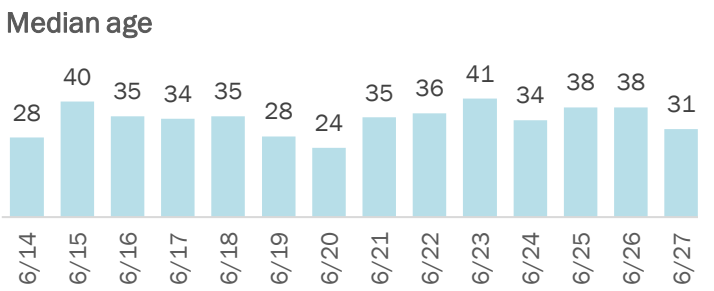

Race, ethnicity	Cases		Hospitalizations		Deaths	
White	742	80%	53	62%	17	68%
Hispanic	627	68%	34	40%	5	20%
Non-Hispanic	110	12%	19	22%	12	48%
Unknown ethnicity	5	1%	0	0%	0	0%
Black	89	10%	17	20%	5	20%
Hispanic	1	0%	0	0%	0	0%
Non-Hispanic	85	9%	15	18%	5	20%
Unknown ethnicity	3	0%	2	2%	0	0%
Other	29	3%	13	15%	2	8%
Hispanic	16	2%	10	12%	2	8%
Non-Hispanic	12	1%	3	4%	0	0%
Unknown ethnicity	1	0%	0	0%	0	0%
Unknown race	63	7%	2	2%	1	4%
Hispanic	26	3%	0	0%	0	0%
Non-Hispanic	0	0%	0	0%	0	0%
Unknown ethnicity	37	4%	2	2%	1	4%
Total	**923**		**85**		**25**	

Hospitalization counts include anyone who was hospitalized at some point during their illness. It does not reflect the number of people currently hospitalized.

Other race includes any person with a race of American Indian/Alaskan native, Asian, native Hawaiian/Pacific Islander, or other.

Outcomes for Florida residents		
Hendry		
Hospitalizations	85	(9% of all cases)
Deaths	25	(3% of all cases)
Statewide		
Hospitalizations	14,244	(10% of all cases)
Deaths	3,419	(2% of all cases)

Cases in facility staff/residents		
Hendry		
Long-term care	74	(8% of all cases)
Correctional	26	(3% of all cases)
Statewide		
Long-term care	13,021	(9% of all cases)
Correctional	3,645	(3% of all cases)

Laboratory testing for Florida residents and non-Florida residents over the past 2 weeks

Number and percent of positive labs

These counts include the number of people for whom the department received laboratory results by day. This percent is the number of people who test positive for the first time divided by all the people tested that day, excluding people who have previously tested positive.

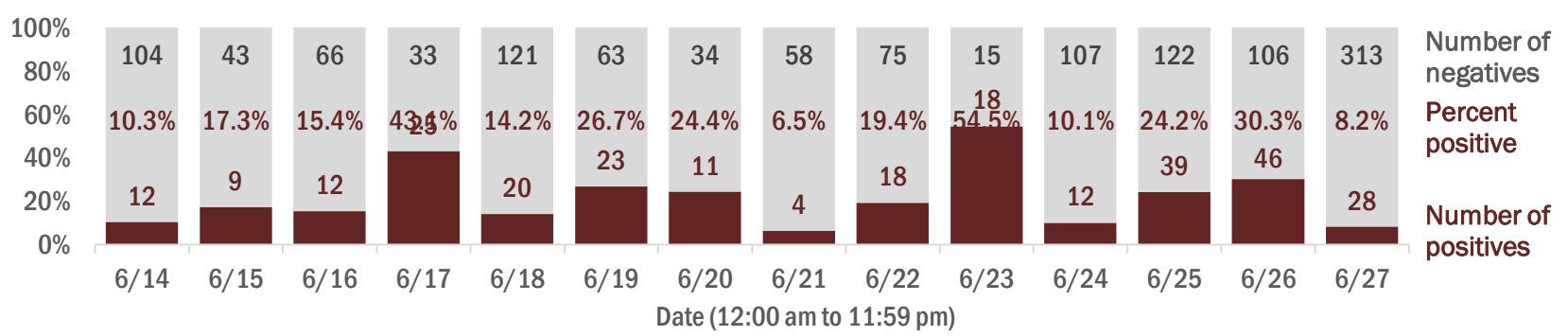

Emergency department (ED) and freestanding ED (FSED) chief complaint and admission data for Hendry County

Daily percent of ED visits mentioning cough, fever, or shortness of breath

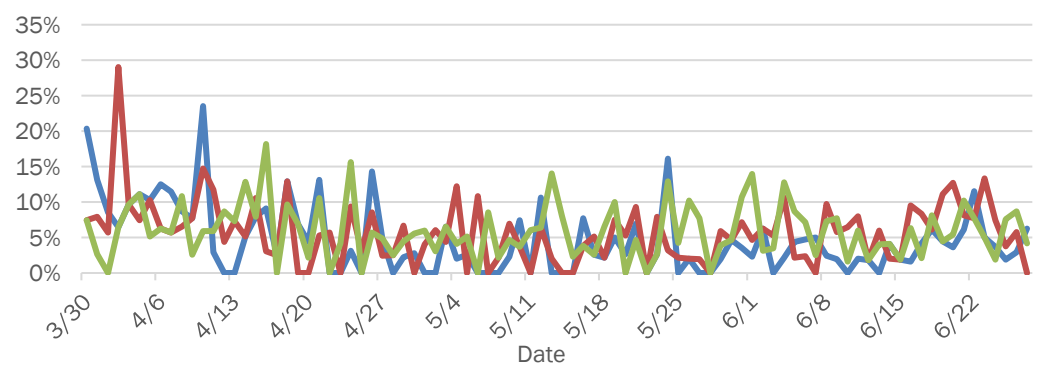

Weekly count of ED and FSED visits for influenza-like illness

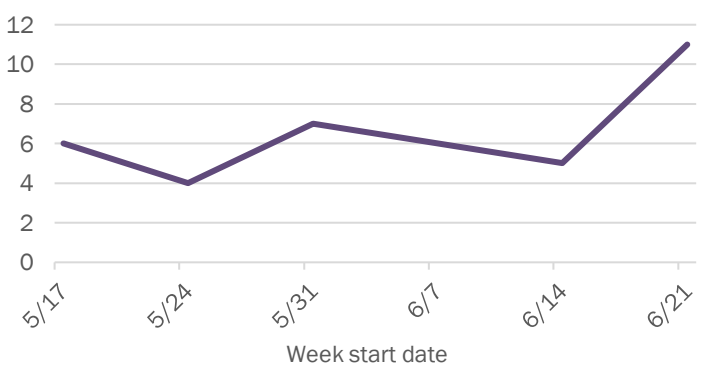

Daily percent of ED visits resulting in cough-associated admissions

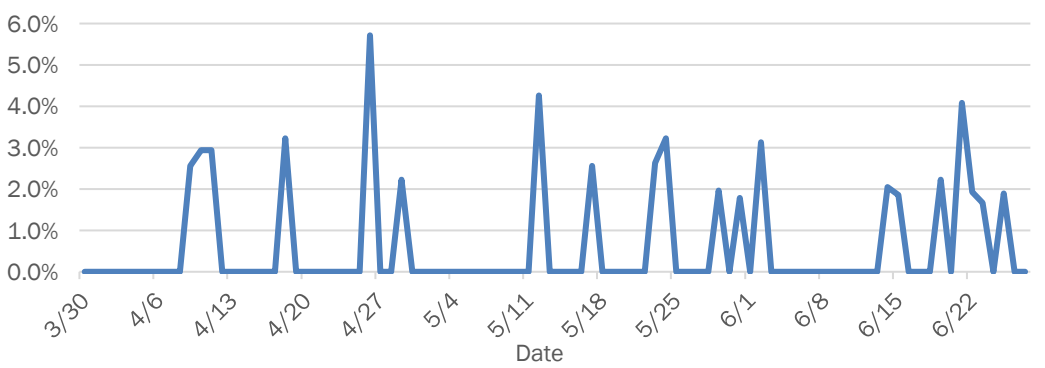

Weekly count of ED and FSED visits for COVID-like illness

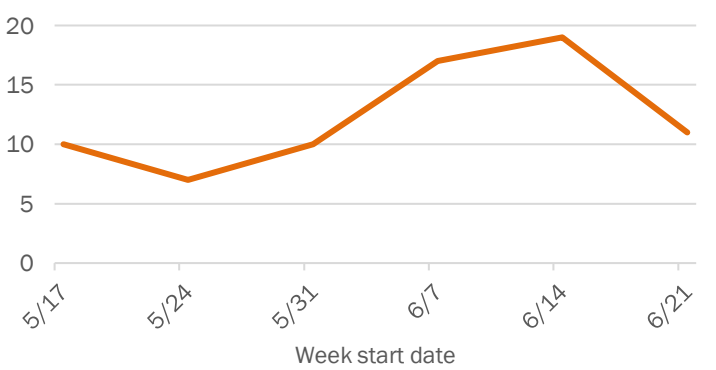

The Electronic Surveillance System for the Early Notification of Community-Based Epidemics (ESSENCE-FL) includes chief complaint data from 211 of 212 Florida EDs and 77 of 80 Florida FSEDs. Data are transmitted electronically to ESSENCE-FL daily or hourly.

COVID-19: summary for Hernando County

Data through Jun 27, 2020 verified as of Jun 28, 2020 at 09:25 AM

Data in this report are provisional and subject to change.

Confirmed cases

Total cases	**346**
Florida residents	339
Non-Florida residents	7
Gender for Florida residents	
Men	173
Women	166
Unknown	0
Age for Florida residents	
Range	0 - 92
Median age	40

Cases confirmed in Florida residents dy date case confirmed

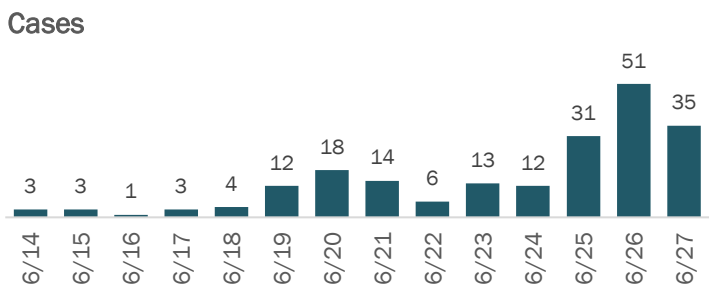

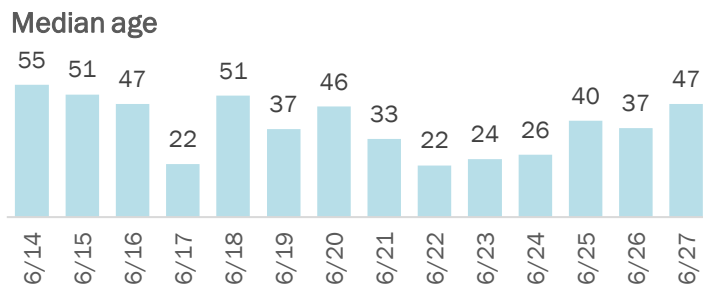

Race, ethnicity	Cases		Hospitalizations		Deaths	
White	223	66%	25	78%	4	80%
Hispanic	37	11%	4	13%	1	20%
Non-Hispanic	142	42%	19	59%	3	60%
Unknown ethnicity	44	13%	2	6%	0	0%
Black	31	9%	4	13%	1	20%
Hispanic	2	1%	0	0%	0	0%
Non-Hispanic	24	7%	4	13%	1	20%
Unknown ethnicity	5	1%	0	0%	0	0%
Other	16	5%	3	9%	0	0%
Hispanic	9	3%	2	6%	0	0%
Non-Hispanic	3	1%	1	3%	0	0%
Unknown ethnicity	4	1%	0	0%	0	0%
Unknown race	69	20%	0	0%	0	0%
Hispanic	0	0%	0	0%	0	0%
Non-Hispanic	0	0%	0	0%	0	0%
Unknown ethnicity	69	20%	0	0%	0	0%
Total	**339**		**32**		**5**	

Hospitalization counts include anyone who was hospitalized at some point during their illness. It does not reflect the number of people currently hospitalized.

Other race includes any person with a race of American Indian/Alaskan native, Asian, native Hawaiian/Pacific Islander, or other.

Outcomes for Florida residents

Hernando		
Hospitalizations	32	(9% of all cases)
Deaths	5	(1% of all cases)
Statewide		
Hospitalizations	14,244	(10% of all cases)
Deaths	3,419	(2% of all cases)

Cases in facility staff/residents

Hernando		
Long-term care	13	(4% of all cases)
Correctional	6	(2% of all cases)
Statewide		
Long-term care	13,021	(9% of all cases)
Correctional	3,645	(3% of all cases)

Laboratory testing for Florida residents and non-Florida residents over the past 2 weeks

Number and percent of positive labs

These counts include the number of people for whom the department received laboratory results by day. This percent is the number of people who test positive for the first time divided by all the people tested that day, excluding people who have previously tested positive.

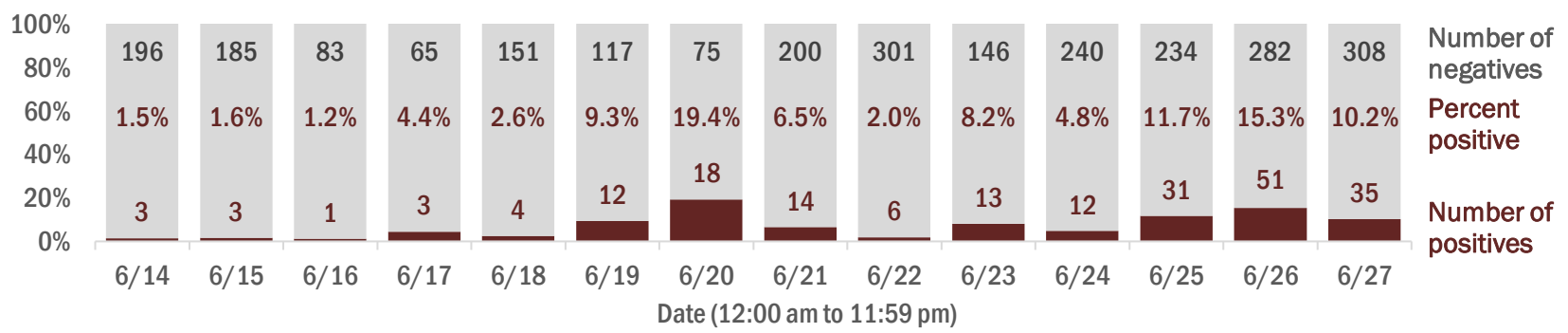

Emergency department (ED) and freestanding ED (FSED) chief complaint and admission data for Hernando County

Daily percent of ED visits mentioning cough, fever, or shortness of breath

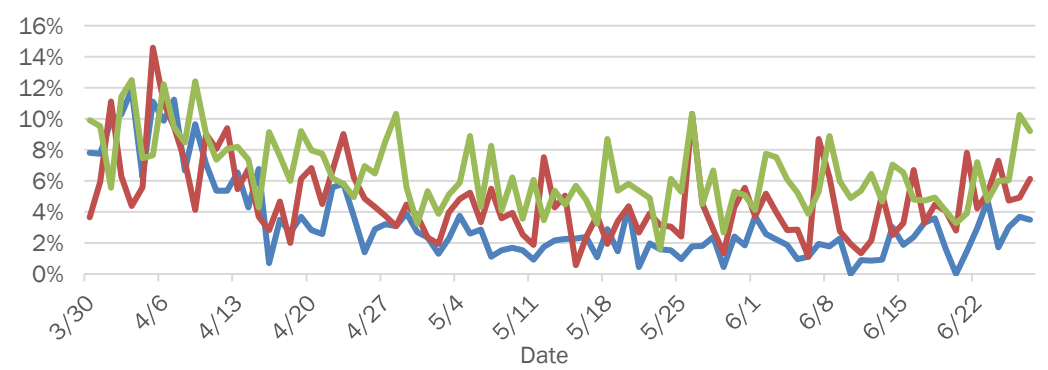

Weekly count of ED and FSED visits for influenza-like illness

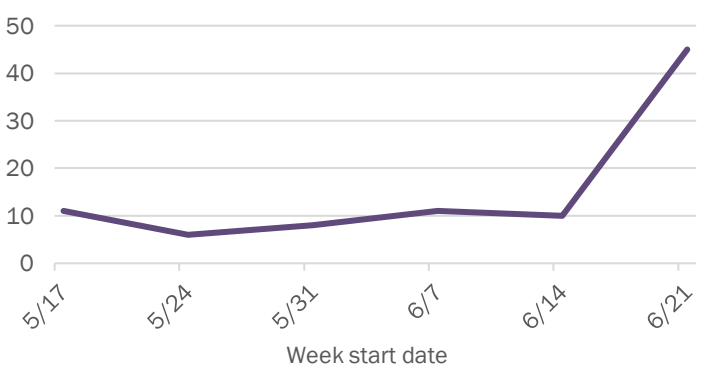

Daily percent of ED visits resulting in cough-associated admissions

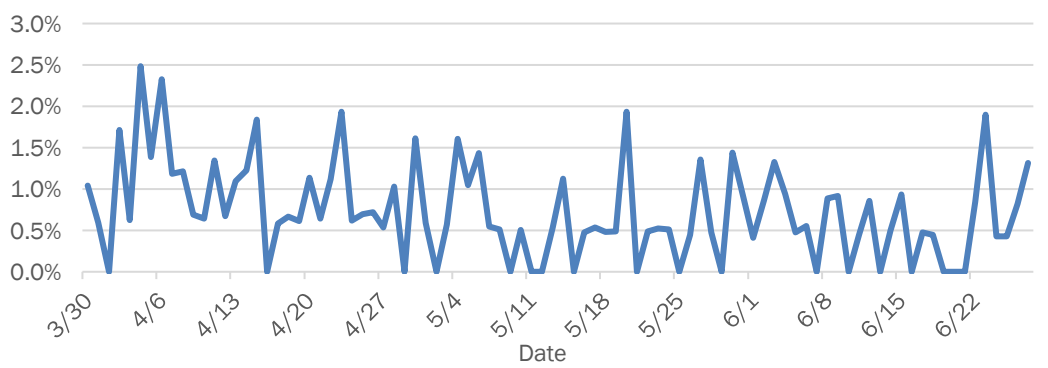

Weekly count of ED and FSED visits for COVID-like illness

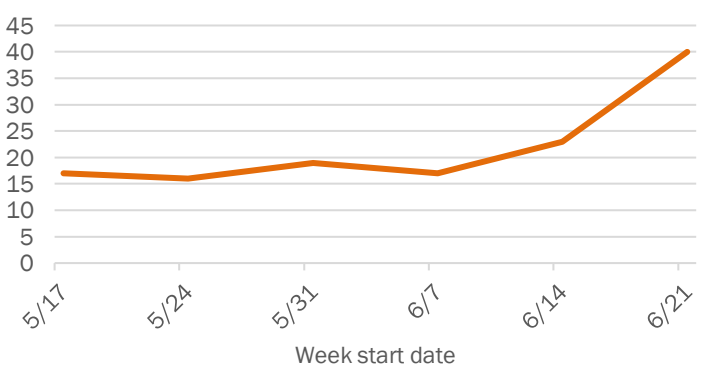

The Electronic Surveillance System for the Early Notification of Community-Based Epidemics (ESSENCE-FL) includes chief complaint data from 211 of 212 Florida EDs and 77 of 80 Florida FSEDs. Data are transmitted electronically to ESSENCE-FL daily or hourly.

COVID-19: summary for Highlands County

Data through Jun 27, 2020 verified as of Jun 28, 2020 at 09:25 AM

Data in this report are provisional and subject to change.

Confirmed cases

Total cases	**324**
Florida residents	321
Non-Florida residents	3
Gender for Florida residents	
Men	148
Women	173
Unknown	0
Age for Florida residents	
Range	0 - 91
Median age	48

Cases confirmed in Florida residents dy date case confirmed

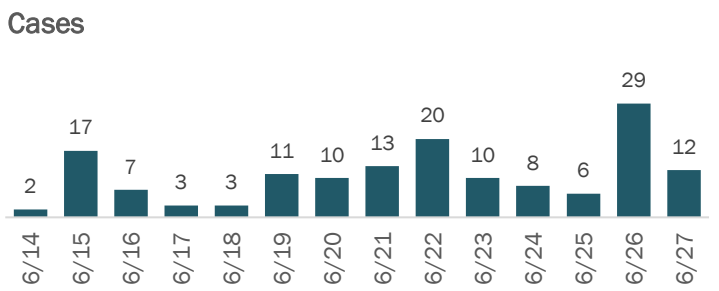

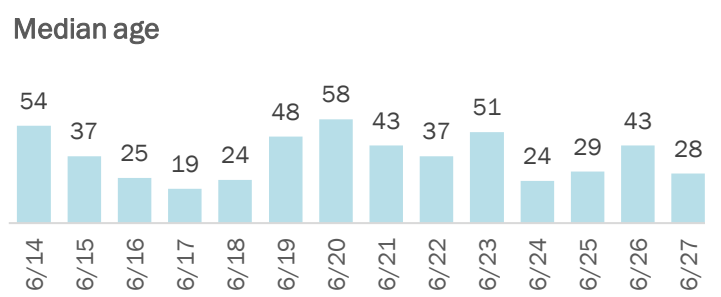

Race, ethnicity	Cases		Hospitalizations		Deaths	
White	193	60%	28	49%	4	36%
Hispanic	82	26%	6	11%	0	0%
Non-Hispanic	103	32%	20	35%	3	27%
Unknown ethnicity	8	2%	2	4%	1	9%
Black	57	18%	15	26%	4	36%
Hispanic	1	0%	0	0%	0	0%
Non-Hispanic	54	17%	14	25%	3	27%
Unknown ethnicity	2	1%	1	2%	1	9%
Other	47	15%	13	23%	3	27%
Hispanic	25	8%	9	16%	2	18%
Non-Hispanic	22	7%	4	7%	1	9%
Unknown ethnicity	0	0%	0	0%	0	0%
Unknown race	24	7%	1	2%	0	0%
Hispanic	2	1%	0	0%	0	0%
Non-Hispanic	0	0%	0	0%	0	0%
Unknown ethnicity	22	7%	1	2%	0	0%
Total	**321**		**57**		**11**	

Hospitalization counts include anyone who was hospitalized at some point during their illness. It does not reflect the number of people currently hospitalized.

Other race includes any person with a race of American Indian/Alaskan native, Asian, native Hawaiian/Pacific Islander, or other.

Outcomes for Florida residents		
Highlands		
Hospitalizations	57	(18% of all cases)
Deaths	11	(3% of all cases)
Statewide		
Hospitalizations	14,244	(10% of all cases)
Deaths	3,419	(2% of all cases)

Cases in facility staff/residents		
Highlands		
Long-term care	35	(11% of all cases)
Correctional	5	(2% of all cases)
Statewide		
Long-term care	13,021	(9% of all cases)
Correctional	3,645	(3% of all cases)

Laboratory testing for Florida residents and non-Florida residents over the past 2 weeks

Number and percent of positive labs

These counts include the number of people for whom the department received laboratory results by day. This percent is the number of people who test positive for the first time divided by all the people tested that day, excluding people who have previously tested positive.

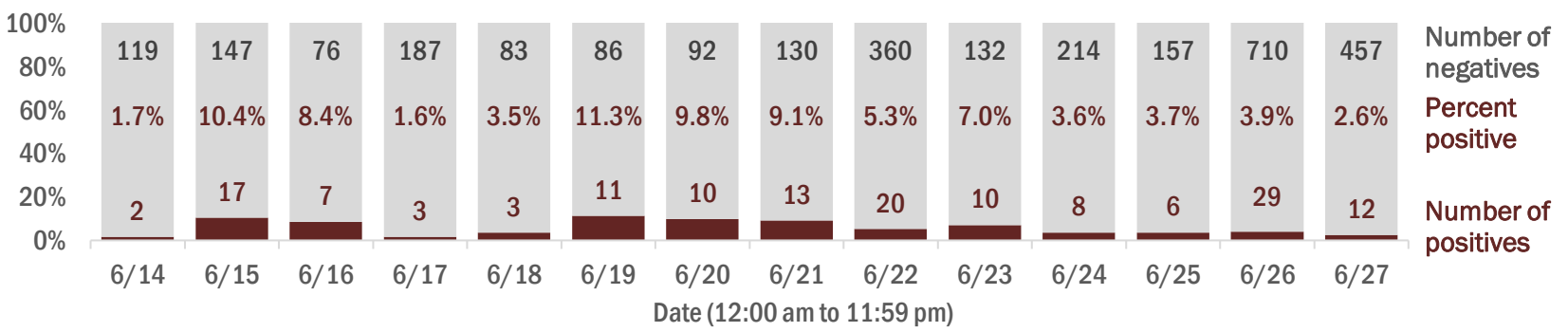

Emergency department (ED) and freestanding ED (FSED) chief complaint and admission data for Highlands County

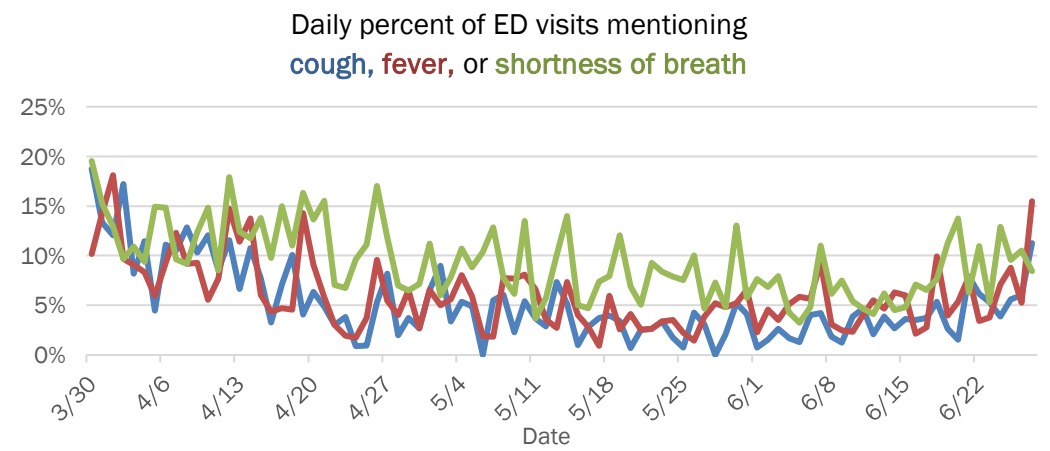

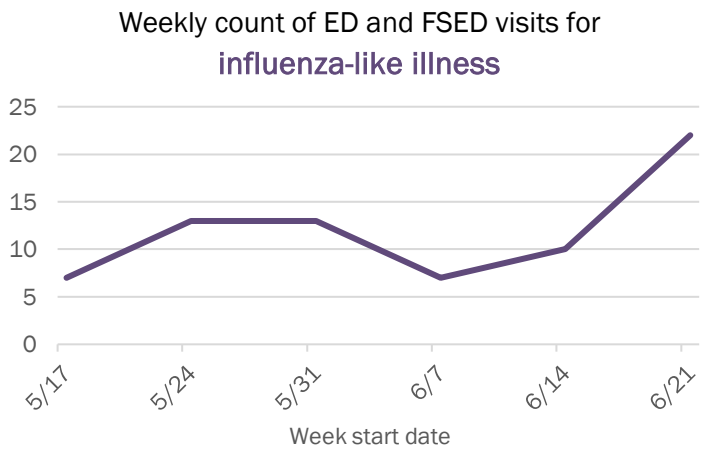

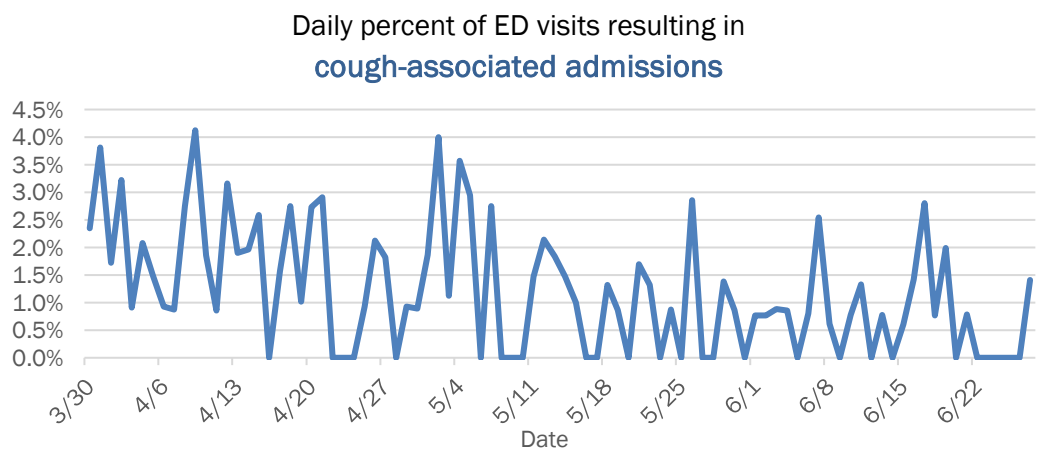

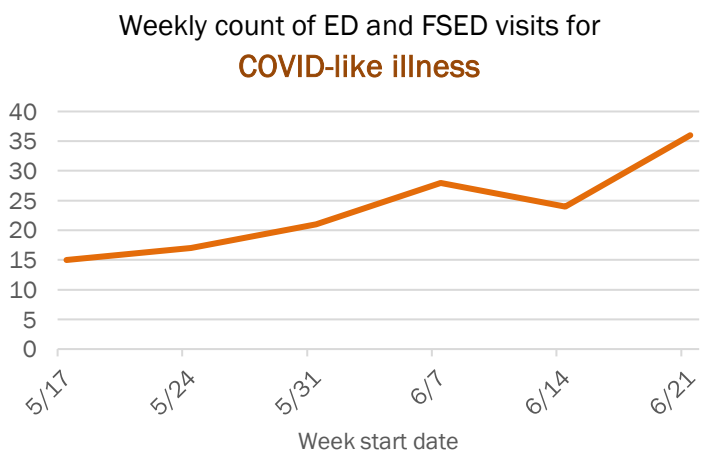

The Electronic Surveillance System for the Early Notification of Community-Based Epidemics (ESSENCE-FL) includes chief complaint data from 211 of 212 Florida EDs and 77 of 80 Florida FSEDs. Data are transmitted electronically to ESSENCE-FL daily or hourly.

COVID-19: summary for Hillsborough County

Data through Jun 27, 2020 verified as of Jun 28, 2020 at 09:25 AM

Data in this report are provisional and subject to change.

Confirmed cases

Total cases	**9,918**
Florida residents	9,832
Non-Florida residents	86
Gender for Florida residents	
Men	4,622
Women	5,177
Unknown	33
Age for Florida residents	
Range	0 - 119
Median age	34

Cases confirmed in Florida residents dy date case confirmed

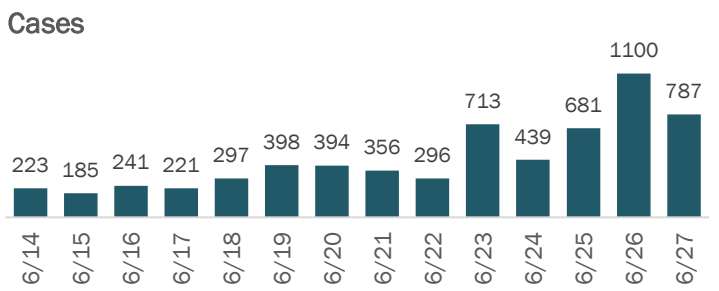

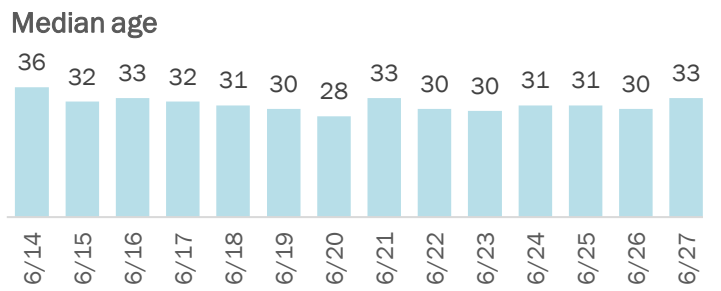

Race, ethnicity	Cases		Hospitalizations		Deaths	
White	2,891	29%	306	51%	81	61%
Hispanic	1,111	11%	81	13%	10	8%
Non-Hispanic	1,447	15%	201	33%	64	48%
Unknown ethnicity	333	3%	24	4%	7	5%
Black	1,408	14%	184	31%	29	22%
Hispanic	66	1%	4	1%	0	0%
Non-Hispanic	1,182	12%	171	28%	27	20%
Unknown ethnicity	160	2%	9	1%	2	2%
Other	1,263	13%	103	17%	15	11%
Hispanic	674	7%	60	10%	10	8%
Non-Hispanic	320	3%	34	6%	3	2%
Unknown ethnicity	269	3%	9	1%	2	2%
Unknown race	4,270	43%	9	1%	7	5%
Hispanic	97	1%	1	0%	0	0%
Non-Hispanic	30	0%	0	0%	0	0%
Unknown ethnicity	4,143	42%	8	1%	7	5%
Total	**9,832**		**602**		**132**	

Hospitalization counts include anyone who was hospitalized at some point during their illness. It does not reflect the number of people currently hospitalized.

Other race includes any person with a race of American Indian/Alaskan native, Asian, native Hawaiian/Pacific Islander, or other.

Outcomes for Florida residents		
Hillsborough		
Hospitalizations	602	(6% of all cases)
Deaths	132	(1% of all cases)
Statewide		
Hospitalizations	14,244	(10% of all cases)
Deaths	3,419	(2% of all cases)

Cases in facility staff/residents		
Hillsborough		
Long-term care	723	(7% of all cases)
Correctional	10	(0% of all cases)
Statewide		
Long-term care	13,021	(9% of all cases)
Correctional	3,645	(3% of all cases)

Laboratory testing for Florida residents and non-Florida residents over the past 2 weeks

Number and percent of positive labs

These counts include the number of people for whom the department received laboratory results by day. This percent is the number of people who test positive for the first time divided by all the people tested that day, excluding people who have previously tested positive.

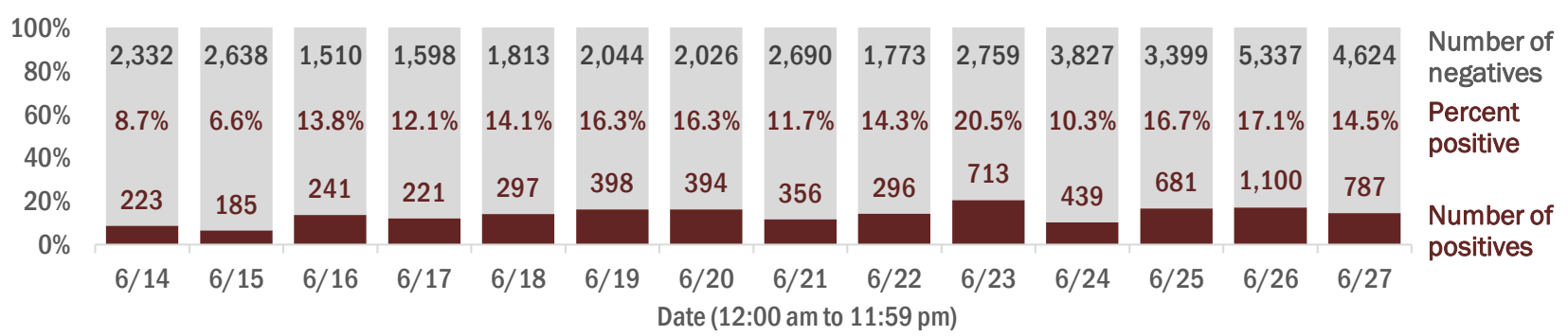

Emergency department (ED) and freestanding ED (FSED) chief complaint and admission data for Hillsborough County

Daily percent of ED visits mentioning cough, fever, or shortness of breath

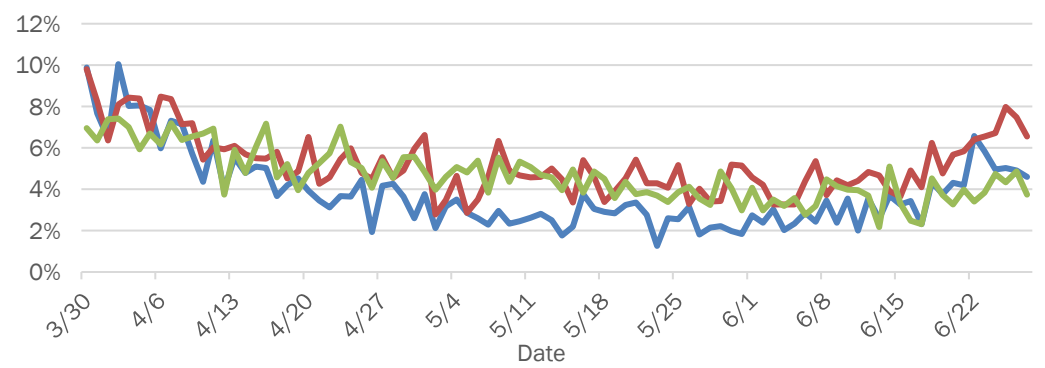

Weekly count of ED and FSED visits for influenza-like illness

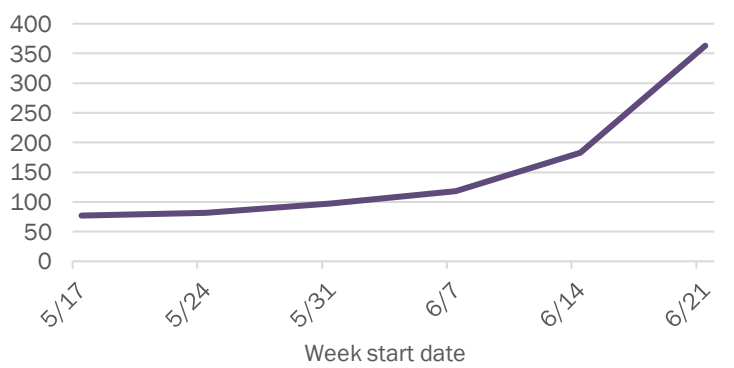

Daily percent of ED visits resulting in cough-associated admissions

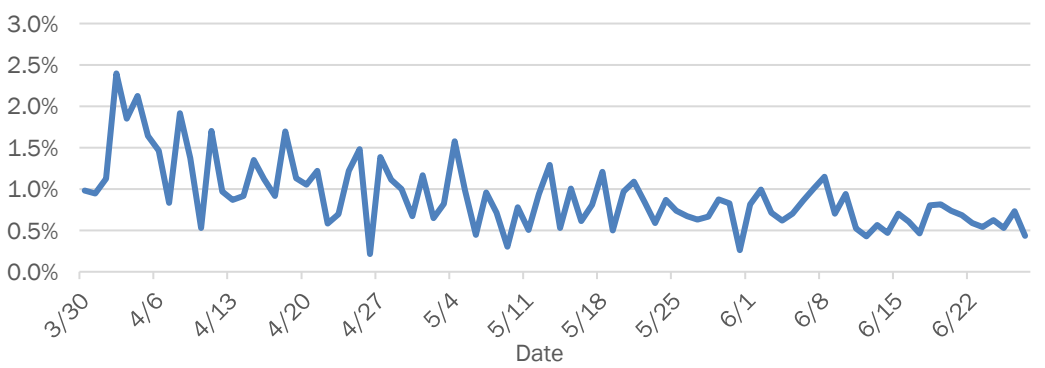

Weekly count of ED and FSED visits for COVID-like illness

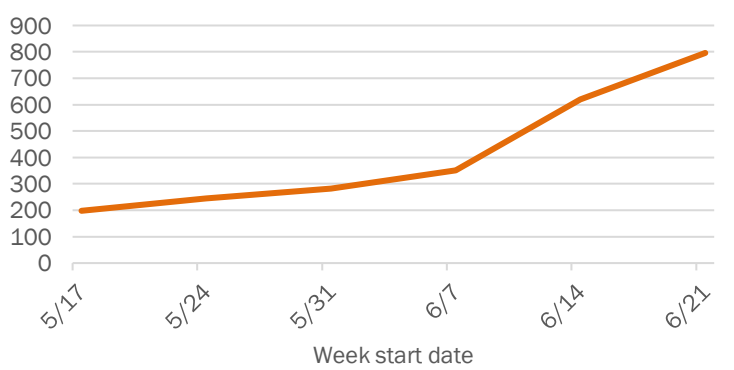

The Electronic Surveillance System for the Early Notification of Community-Based Epidemics (ESSENCE-FL) includes chief complaint data from 211 of 212 Florida EDs and 77 of 80 Florida FSEDs. Data are transmitted electronically to ESSENCE-FL daily or hourly.

COVID-19: summary for Holmes County

Data through Jun 27, 2020 verified as of Jun 28, 2020 at 09:25 AM

Data in this report are provisional and subject to change.

Confirmed cases

Total cases	**161**
Florida residents	159
Non-Florida residents	2
Gender for Florida residents	
Men	138
Women	21
Unknown	0
Age for Florida residents	
Range	1 - 79
Median age	38

Cases confirmed in Florida residents dy date case confirmed

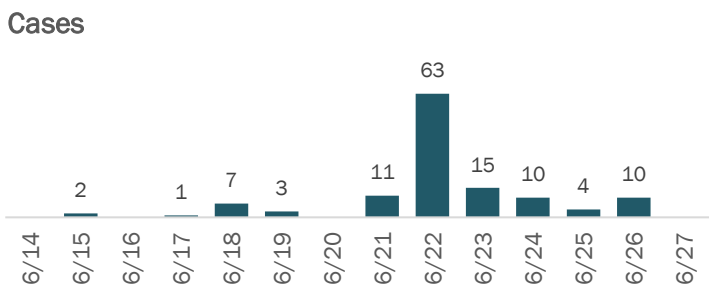

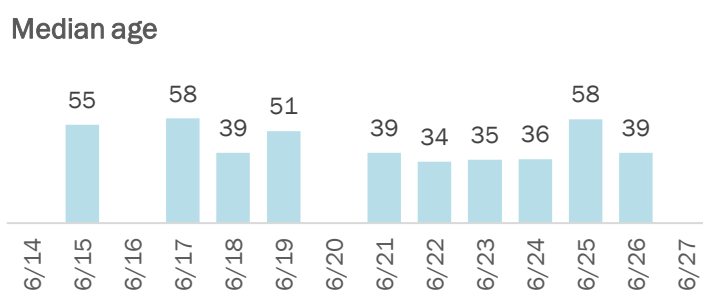

Race, ethnicity	Cases		Hospitalizations		Deaths	
White	92	58%	4	80%	0	N/A
Hispanic	7	4%	0	0%	0	N/A
Non-Hispanic	75	47%	4	80%	0	N/A
Unknown ethnicity	10	6%	0	0%	0	N/A
Black	57	36%	1	20%	0	N/A
Hispanic	0	0%	0	0%	0	N/A
Non-Hispanic	47	30%	1	20%	0	N/A
Unknown ethnicity	10	6%	0	0%	0	N/A
Other	5	3%	0	0%	0	N/A
Hispanic	4	3%	0	0%	0	N/A
Non-Hispanic	1	1%	0	0%	0	N/A
Unknown ethnicity	0	0%	0	0%	0	N/A
Unknown race	5	3%	0	0%	0	N/A
Hispanic	0	0%	0	0%	0	N/A
Non-Hispanic	0	0%	0	0%	0	N/A
Unknown ethnicity	5	3%	0	0%	0	N/A
Total	**159**		**5**		**0**	

Hospitalization counts include anyone who was hospitalized at some point during their illness. It does not reflect the number of people currently hospitalized.

Other race includes any person with a race of American Indian/Alaskan native, Asian, native Hawaiian/Pacific Islander, or other.

Outcomes for Florida residents

Holmes		
Hospitalizations	5	(3% of all cases)
Deaths	0	(0% of all cases)
Statewide		
Hospitalizations	14,244	(10% of all cases)
Deaths	3,419	(2% of all cases)

Cases in facility staff/residents

Holmes		
Long-term care	6	(4% of all cases)
Correctional	115	(72% of all cases)
Statewide		
Long-term care	13,021	(9% of all cases)
Correctional	3,645	(3% of all cases)

Laboratory testing for Florida residents and non-Florida residents over the past 2 weeks

Number and percent of positive labs

These counts include the number of people for whom the department received laboratory results by day. This percent is the number of people who test positive for the first time divided by all the people tested that day, excluding people who have previously tested positive.

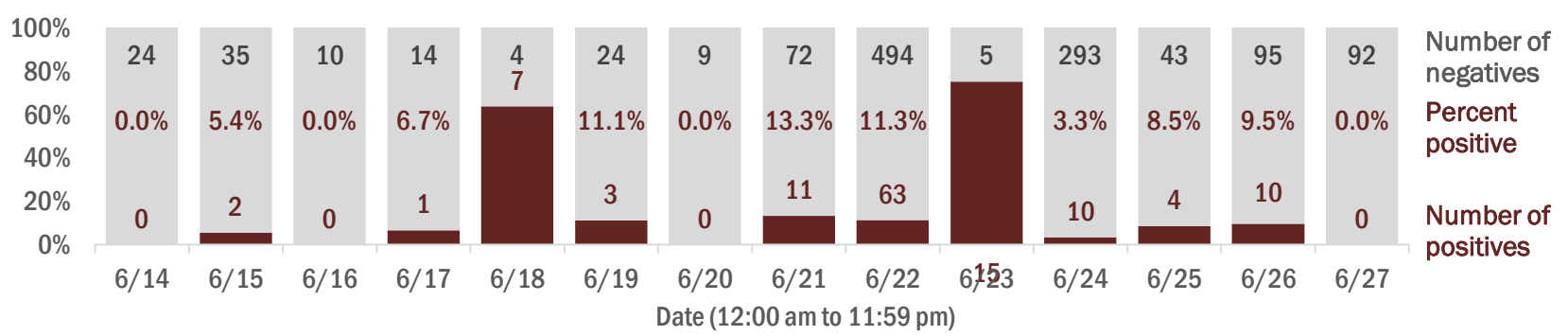

Emergency department (ED) and freestanding ED (FSED) chief complaint and admission data for Holmes County

Daily percent of ED visits mentioning cough, fever, or shortness of breath

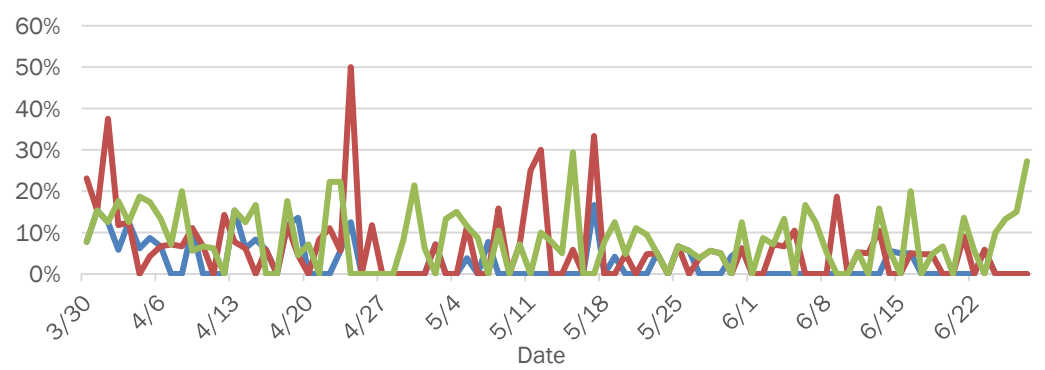

Weekly count of ED and FSED visits for influenza-like illness

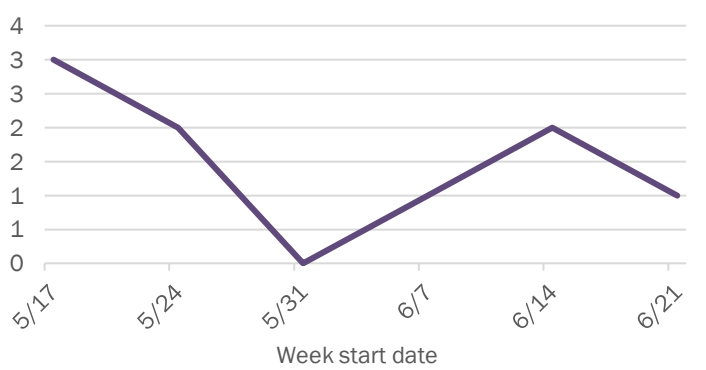

Daily percent of ED visits resulting in cough-associated admissions

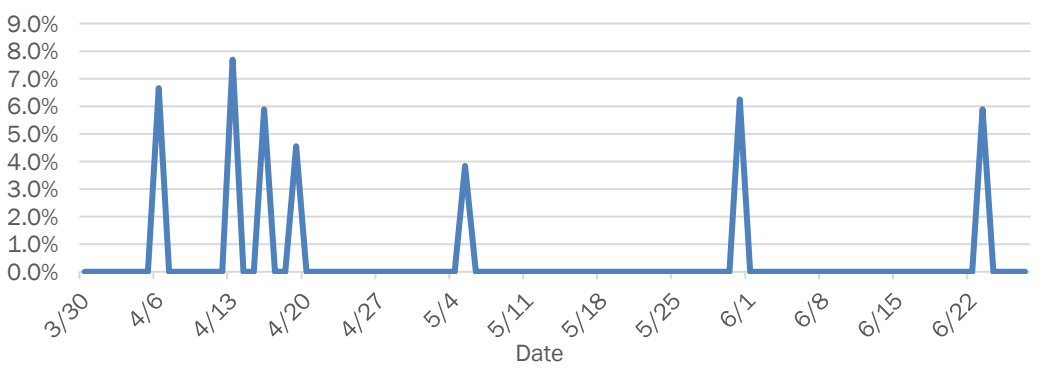

Weekly count of ED and FSED visits for COVID-like illness

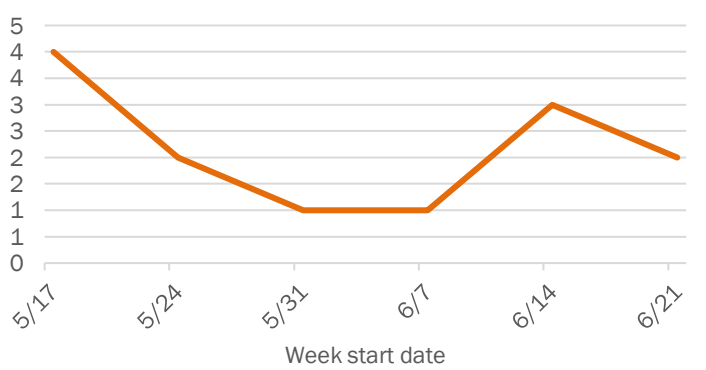

The Electronic Surveillance System for the Early Notification of Community-Based Epidemics (ESSENCE-FL) includes chief complaint data from 211 of 212 Florida EDs and 77 of 80 Florida FSEDs. Data are transmitted electronically to ESSENCE-FL daily or hourly.

COVID-19: summary for Indian River County

Data through Jun 27, 2020 verified as of Jun 28, 2020 at 09:25 AM

Data in this report are provisional and subject to change.

Confirmed cases

Total cases	655
Florida residents	643
Non-Florida residents	12
Gender for Florida residents	
Men	305
Women	335
Unknown	3
Age for Florida residents	
Range	0 - 99
Median age	39

Cases confirmed in Florida residents dy date case confirmed

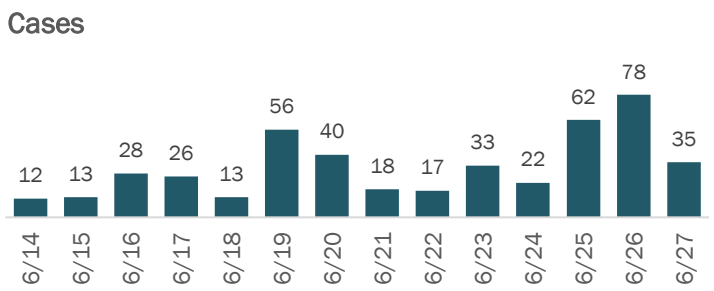

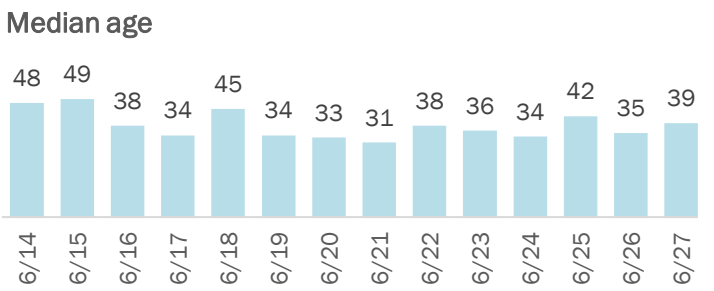

Race, ethnicity	Cases		Hospitalizations		Deaths	
White	278	43%	36	68%	13	81%
Hispanic	81	13%	1	2%	0	0%
Non-Hispanic	178	28%	34	64%	13	81%
Unknown ethnicity	19	3%	1	2%	0	0%
Black	40	6%	5	9%	3	19%
Hispanic	1	0%	0	0%	0	0%
Non-Hispanic	33	5%	5	9%	3	19%
Unknown ethnicity	6	1%	0	0%	0	0%
Other	57	9%	12	23%	0	0%
Hispanic	34	5%	5	9%	0	0%
Non-Hispanic	14	2%	4	8%	0	0%
Unknown ethnicity	9	1%	3	6%	0	0%
Unknown race	268	42%	0	0%	0	0%
Hispanic	2	0%	0	0%	0	0%
Non-Hispanic	1	0%	0	0%	0	0%
Unknown ethnicity	265	41%	0	0%	0	0%
Total	**643**		**53**		**16**	

Hospitalization counts include anyone who was hospitalized at some point during their illness. It does not reflect the number of people currently hospitalized.

Other race includes any person with a race of American Indian/Alaskan native, Asian, native Hawaiian/Pacific Islander, or other.

Outcomes for Florida residents

Indian River		
Hospitalizations	53	(8% of all cases)
Deaths	16	(2% of all cases)
Statewide		
Hospitalizations	14,244	(10% of all cases)
Deaths	3,419	(2% of all cases)

Cases in facility staff/residents

Indian River		
Long-term care	75	(12% of all cases)
Correctional	1	(0% of all cases)
Statewide		
Long-term care	13,021	(9% of all cases)
Correctional	3,645	(3% of all cases)

Laboratory testing for Florida residents and non-Florida residents over the past 2 weeks

Number and percent of positive labs

These counts include the number of people for whom the department received laboratory results by day. This percent is the number of people who test positive for the first time divided by all the people tested that day, excluding people who have previously tested positive.

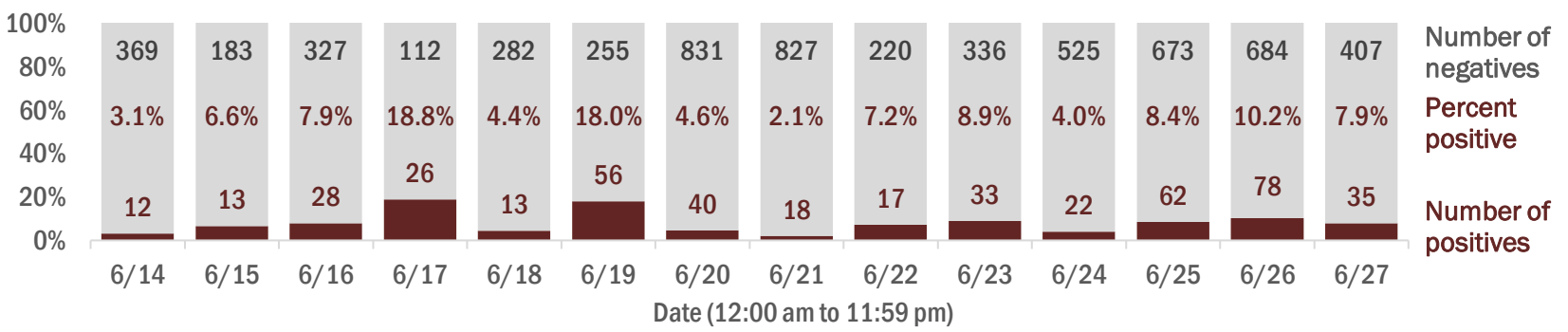

Emergency department (ED) and freestanding ED (FSED) chief complaint and admission data for Indian River County

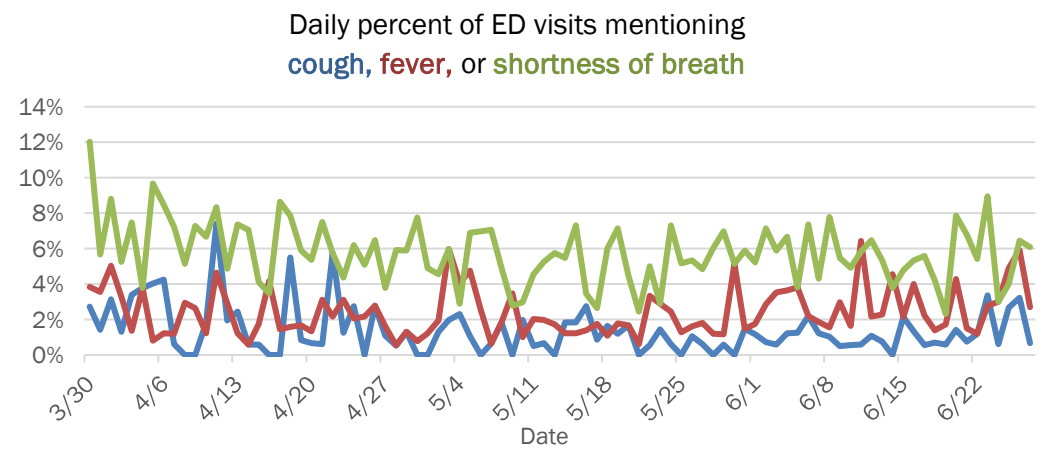

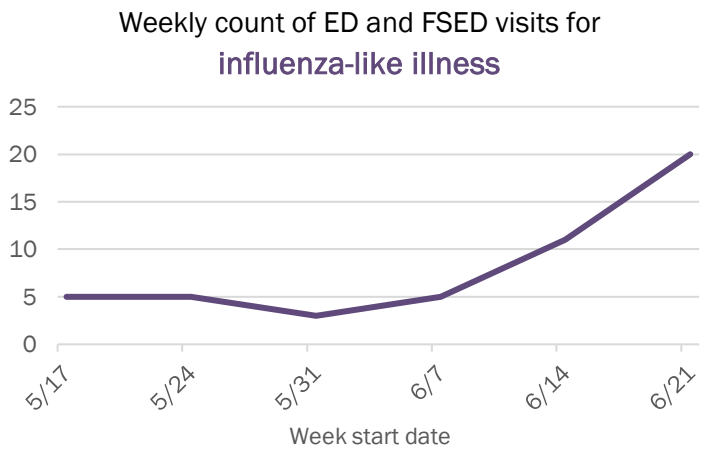

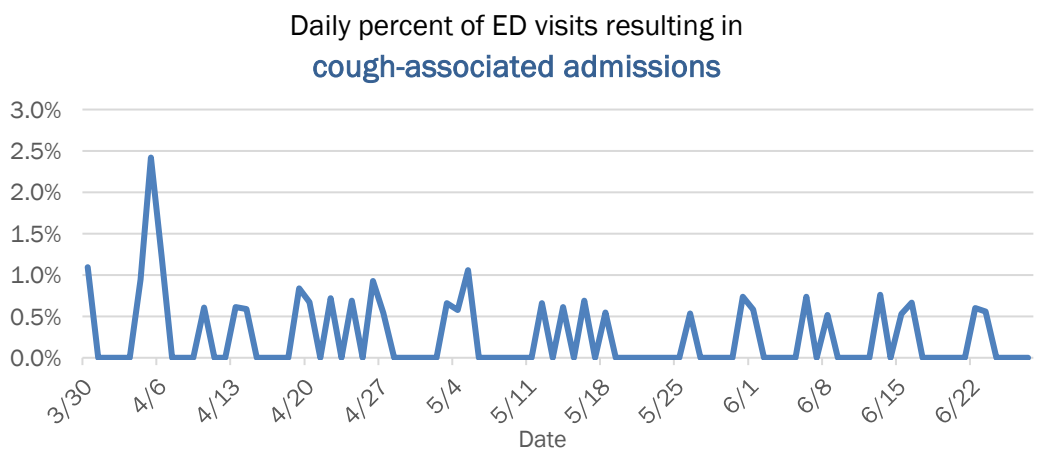

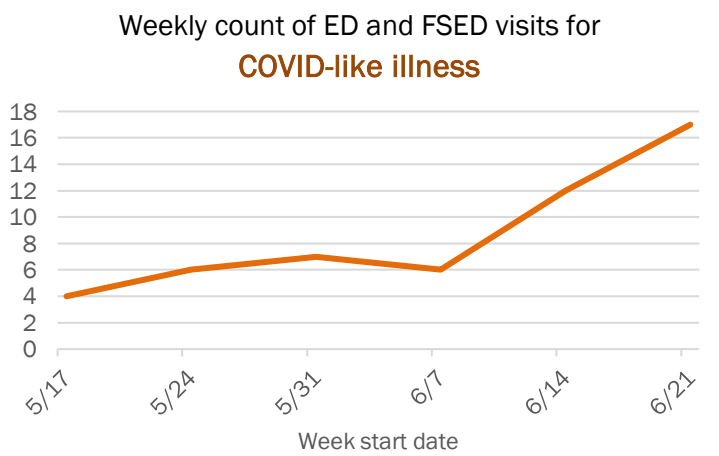

The Electronic Surveillance System for the Early Notification of Community-Based Epidemics (ESSENCE-FL) includes chief complaint data from 211 of 212 Florida EDs and 77 of 80 Florida FSEDs. Data are transmitted electronically to ESSENCE-FL daily or hourly.

COVID-19: summary for Jackson County

Data through Jun 27, 2020 verified as of Jun 28, 2020 at 09:25 AM

Data in this report are provisional and subject to change.

Confirmed cases

Total cases	**359**
Florida residents	350
Non-Florida residents	9
Gender for Florida residents	
Men	260
Women	90
Unknown	0
Age for Florida residents	
Range	0 - 87
Median age	40

Cases confirmed in Florida residents dy date case confirmed

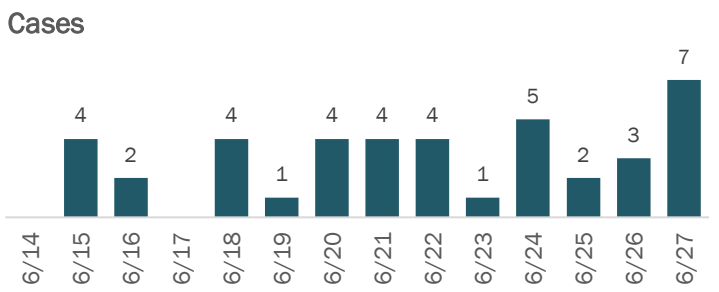

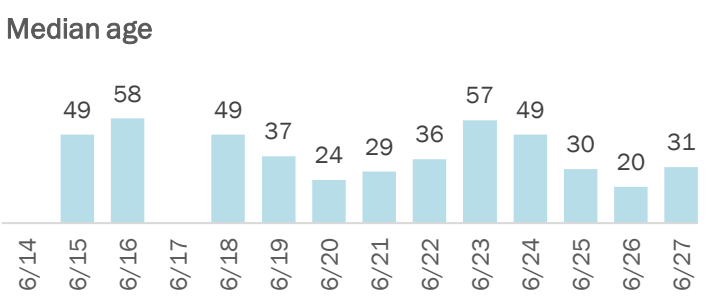

Race, ethnicity	Cases		Hospitalizations		Deaths	
White	154	44%	10	37%	0	0%
Hispanic	13	4%	0	0%	0	0%
Non-Hispanic	96	27%	8	30%	0	0%
Unknown ethnicity	45	13%	2	7%	0	0%
Black	138	39%	14	52%	1	50%
Hispanic	1	0%	0	0%	0	0%
Non-Hispanic	110	31%	12	44%	1	50%
Unknown ethnicity	27	8%	2	7%	0	0%
Other	20	6%	3	11%	1	50%
Hispanic	14	4%	2	7%	1	50%
Non-Hispanic	3	1%	1	4%	0	0%
Unknown ethnicity	3	1%	0	0%	0	0%
Unknown race	38	11%	0	0%	0	0%
Hispanic	1	0%	0	0%	0	0%
Non-Hispanic	1	0%	0	0%	0	0%
Unknown ethnicity	36	10%	0	0%	0	0%
Total	**350**		**27**		**2**	

Hospitalization counts include anyone who was hospitalized at some point during their illness. It does not reflect the number of people currently hospitalized.

Other race includes any person with a race of American Indian/Alaskan native, Asian, native Hawaiian/Pacific Islander, or other.

Outcomes for Florida residents

Jackson		
Hospitalizations	27	(8% of all cases)
Deaths	2	(1% of all cases)
Statewide		
Hospitalizations	14,244	(10% of all cases)
Deaths	3,419	(2% of all cases)

Cases in facility staff/residents

Jackson		
Long-term care	49	(14% of all cases)
Correctional	205	(59% of all cases)
Statewide		
Long-term care	13,021	(9% of all cases)
Correctional	3,645	(3% of all cases)

Laboratory testing for Florida residents and non-Florida residents over the past 2 weeks

Number and percent of positive labs

These counts include the number of people for whom the department received laboratory results by day. This percent is the number of people who test positive for the first time divided by all the people tested that day, excluding people who have previously tested positive.

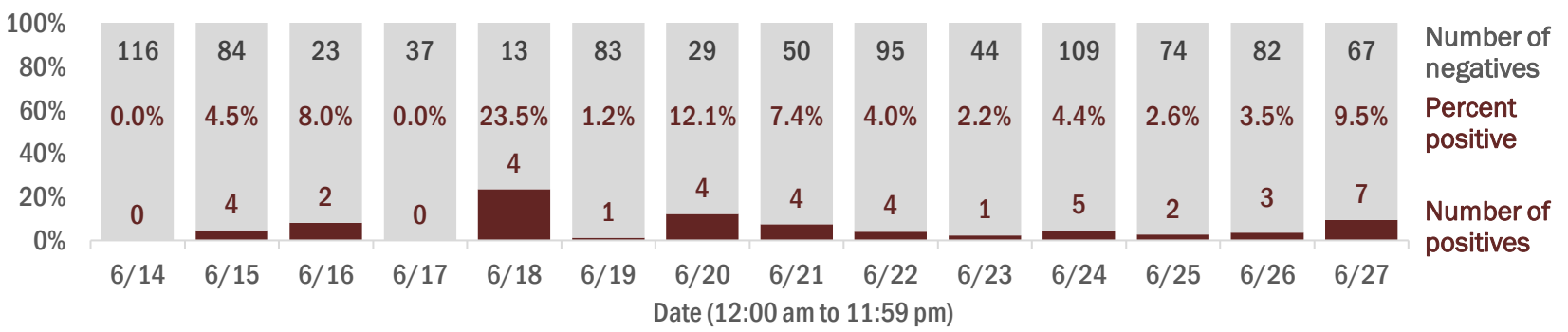

Emergency department (ED) and freestanding ED (FSED) chief complaint and admission data for Jackson County

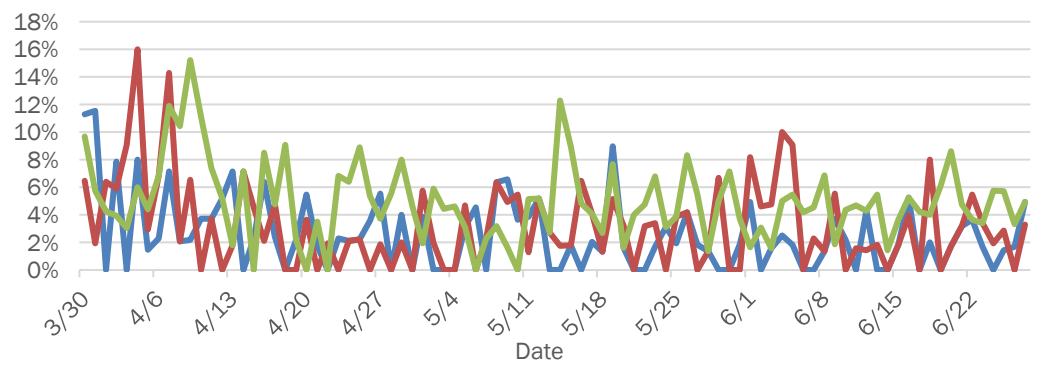

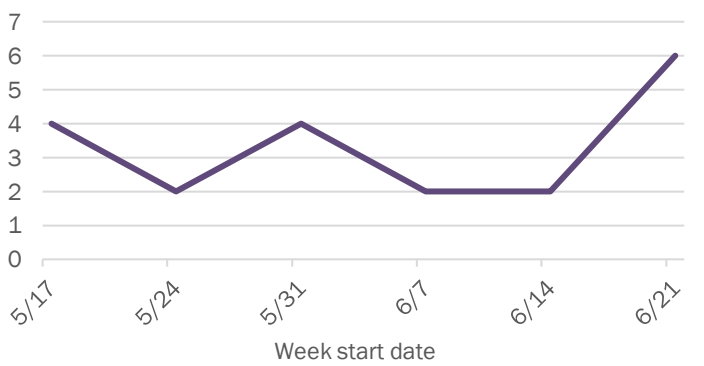

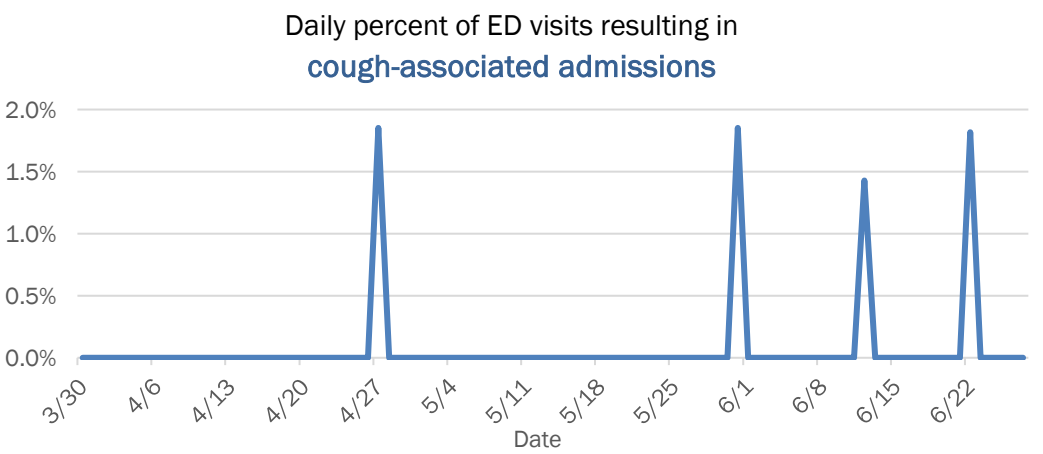

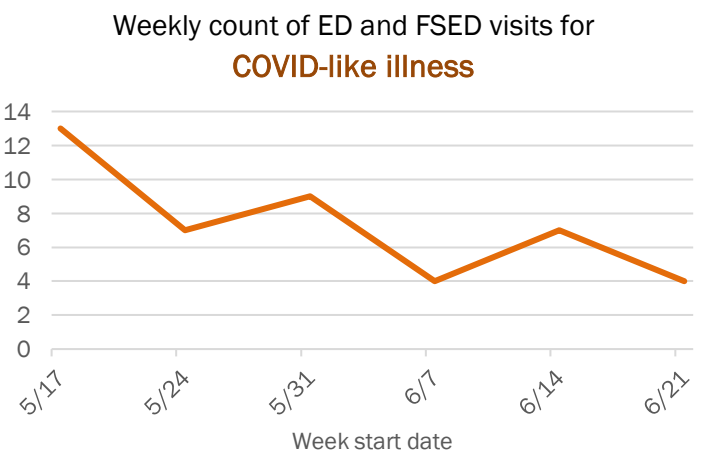

The Electronic Surveillance System for the Early Notification of Community-Based Epidemics (ESSENCE-FL) includes chief complaint data from 211 of 212 Florida EDs and 77 of 80 Florida FSEDs. Data are transmitted electronically to ESSENCE-FL daily or hourly.

COVID-19: summary for Jefferson County

Data through Jun 27, 2020 verified as of Jun 28, 2020 at 09:25 AM

Data in this report are provisional and subject to change.

Confirmed cases

Total cases	**47**
Florida residents	45
Non-Florida residents	2
Gender for Florida residents	
Men	17
Women	28
Unknown	0
Age for Florida residents	
Range	0 - 95
Median age	54

Cases confirmed in Florida residents dy date case confirmed

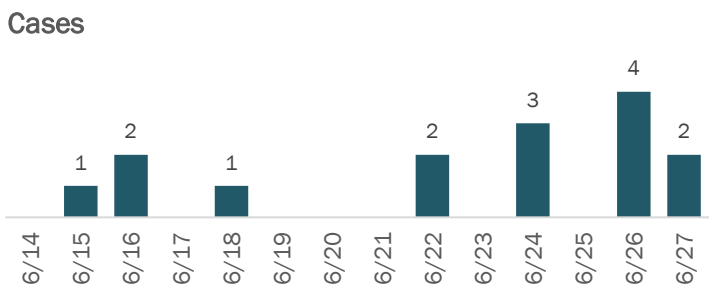

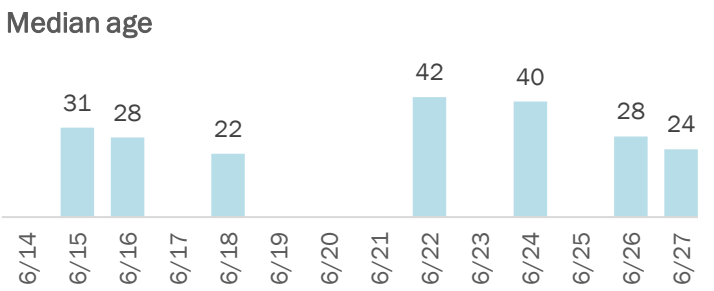

Race, ethnicity	Cases		Hospitalizations		Deaths	
White	15	33%	4	44%	3	75%
Hispanic	4	9%	1	11%	0	0%
Non-Hispanic	10	22%	3	33%	2	50%
Unknown ethnicity	1	2%	0	0%	1	25%
Black	22	49%	4	44%	1	25%
Hispanic	0	0%	0	0%	0	0%
Non-Hispanic	22	49%	4	44%	1	25%
Unknown ethnicity	0	0%	0	0%	0	0%
Other	7	16%	1	11%	0	0%
Hispanic	4	9%	0	0%	0	0%
Non-Hispanic	3	7%	1	11%	0	0%
Unknown ethnicity	0	0%	0	0%	0	0%
Unknown race	1	2%	0	0%	0	0%
Hispanic	0	0%	0	0%	0	0%
Non-Hispanic	0	0%	0	0%	0	0%
Unknown ethnicity	1	2%	0	0%	0	0%
Total	**45**		**9**		**4**	

Hospitalization counts include anyone who was hospitalized at some point during their illness. It does not reflect the number of people currently hospitalized.

Other race includes any person with a race of American Indian/Alaskan native, Asian, native Hawaiian/Pacific Islander, or other.

Outcomes for Florida residents		
Jefferson		
Hospitalizations	9	(20% of all cases)
Deaths	4	(9% of all cases)
Statewide		
Hospitalizations	14,244	(10% of all cases)
Deaths	3,419	(2% of all cases)

Cases in facility staff/residents		
Jefferson		
Long-term care	21	(47% of all cases)
Correctional	1	(2% of all cases)
Statewide		
Long-term care	13,021	(9% of all cases)
Correctional	3,645	(3% of all cases)

Laboratory testing for Florida residents and non-Florida residents over the past 2 weeks

Number and percent of positive labs

These counts include the number of people for whom the department received laboratory results by day. This percent is the number of people who test positive for the first time divided by all the people tested that day, excluding people who have previously tested positive.

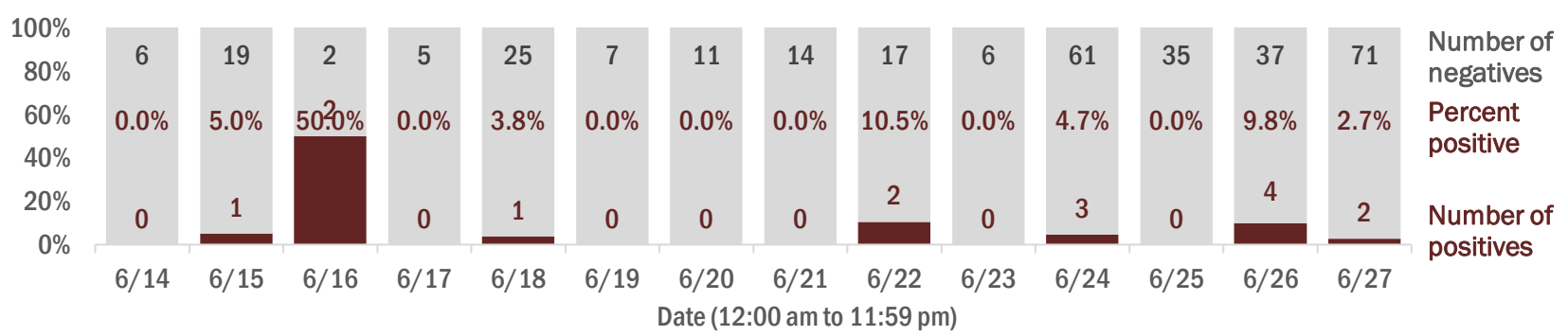

Emergency department (ED) and freestanding ED (FSED) chief complaint and admission data for Jefferson County

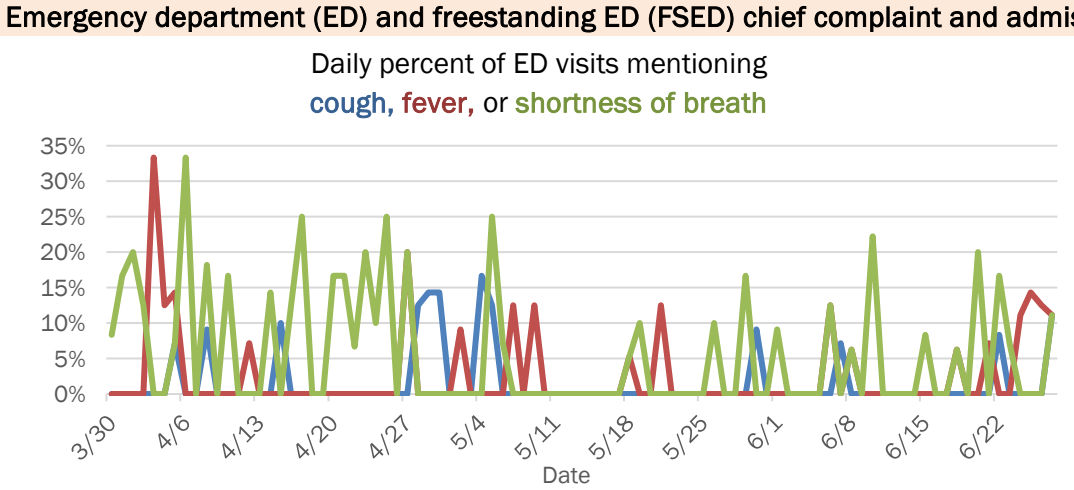

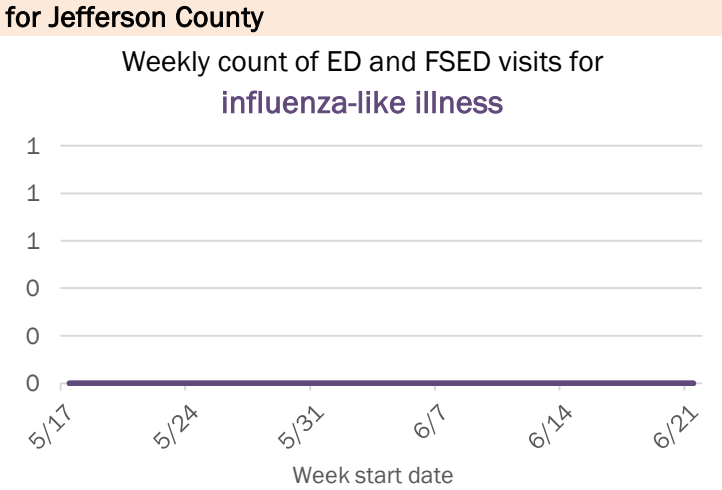

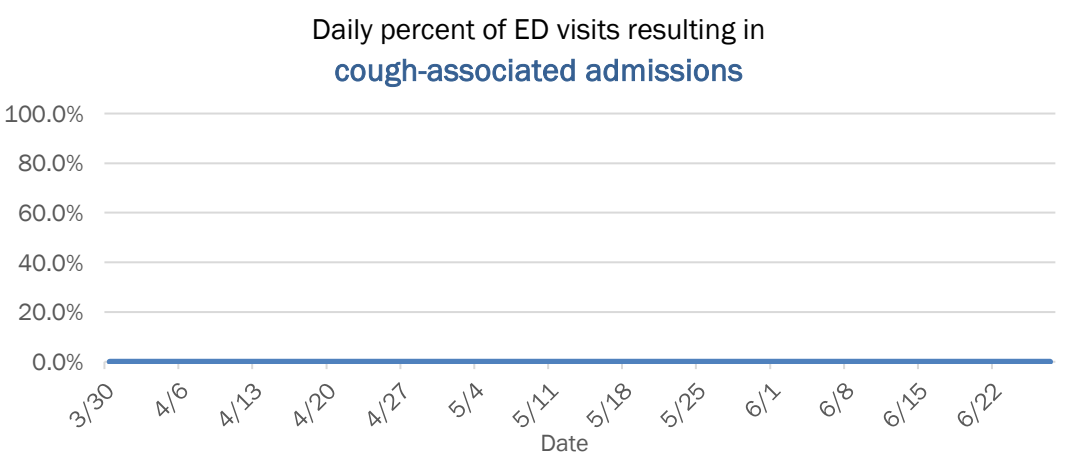

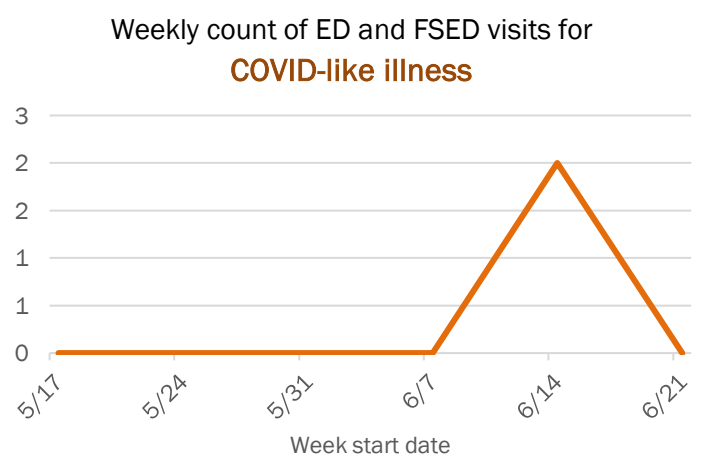

The Electronic Surveillance System for the Early Notification of Community-Based Epidemics (ESSENCE-FL) includes chief complaint data from 211 of 212 Florida EDs and 77 of 80 Florida FSEDs. Data are transmitted electronically to ESSENCE-FL daily or hourly.

COVID-19: summary for Lafayette County

Data through Jun 27, 2020 verified as of Jun 28, 2020 at 09:25 AM

Data in this report are provisional and subject to change.

Confirmed cases

Total cases	**30**
Florida residents	30
Non-Florida residents	0
Gender for Florida residents	
Men	16
Women	14
Unknown	0
Age for Florida residents	
Range	3 - 98
Median age	41

Cases confirmed in Florida residents dy date case confirmed

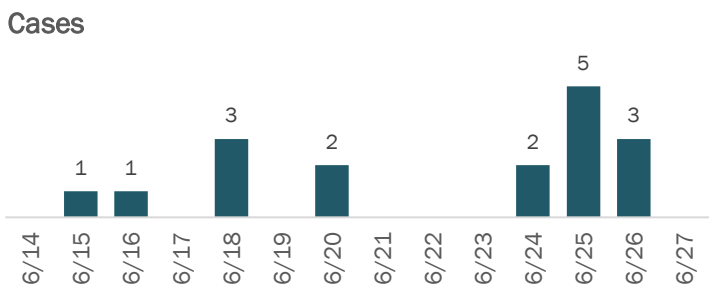

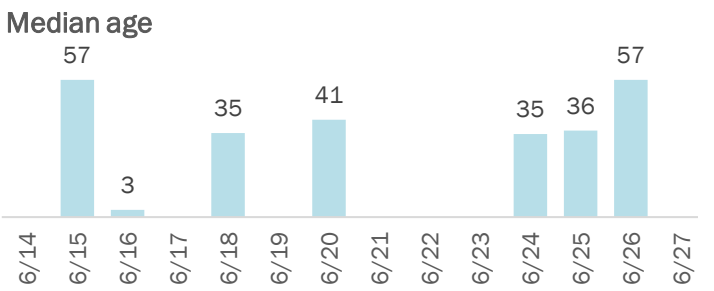

Race, ethnicity	Cases		Hospitalizations		Deaths	
White	22	73%	3	100%	0	N/A
Hispanic	4	13%	0	0%	0	N/A
Non-Hispanic	18	60%	3	100%	0	N/A
Unknown ethnicity	0	0%	0	0%	0	N/A
Black	5	17%	0	0%	0	N/A
Hispanic	0	0%	0	0%	0	N/A
Non-Hispanic	5	17%	0	0%	0	N/A
Unknown ethnicity	0	0%	0	0%	0	N/A
Other	0	0%	0	0%	0	N/A
Hispanic	0	0%	0	0%	0	N/A
Non-Hispanic	0	0%	0	0%	0	N/A
Unknown ethnicity	0	0%	0	0%	0	N/A
Unknown race	3	10%	0	0%	0	N/A
Hispanic	0	0%	0	0%	0	N/A
Non-Hispanic	0	0%	0	0%	0	N/A
Unknown ethnicity	3	10%	0	0%	0	N/A
Total	**30**		**3**		**0**	

Hospitalization counts include anyone who was hospitalized at some point during their illness. It does not reflect the number of people currently hospitalized.

Other race includes any person with a race of American Indian/Alaskan native, Asian, native Hawaiian/Pacific Islander, or other.

Outcomes for Florida residents		
Lafayette		
Hospitalizations	3	(10% of all cases)
Deaths	0	(0% of all cases)
Statewide		
Hospitalizations	14,244	(10% of all cases)
Deaths	3,419	(2% of all cases)

Cases in facility staff/residents		
Lafayette		
Long-term care	7	(23% of all cases)
Correctional	0	(0% of all cases)
Statewide		
Long-term care	13,021	(9% of all cases)
Correctional	3,645	(3% of all cases)

Laboratory testing for Florida residents and non-Florida residents over the past 2 weeks

Number and percent of positive labs

These counts include the number of people for whom the department received laboratory results by day. This percent is the number of people who test positive for the first time divided by all the people tested that day, excluding people who have previously tested positive.

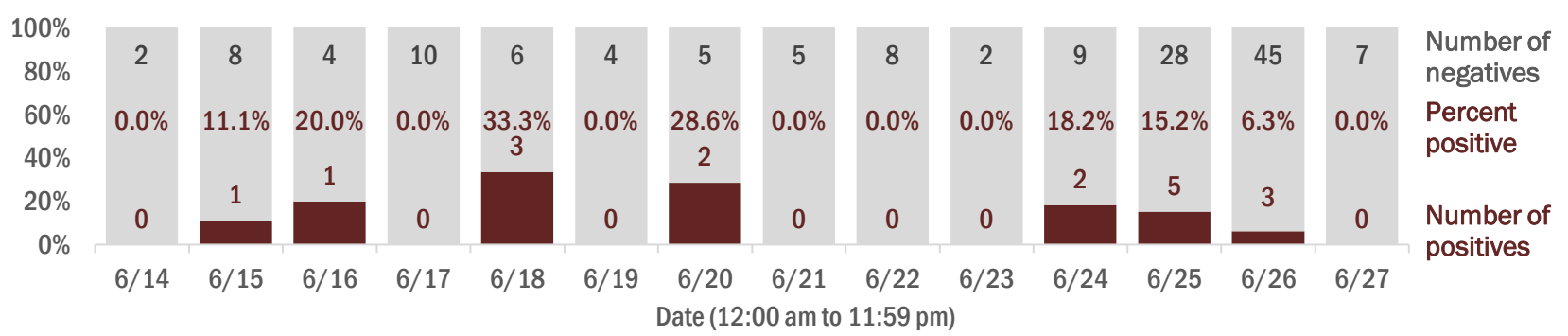

Emergency department (ED) and freestanding ED (FSED) chief complaint and admission data for Lafayette County

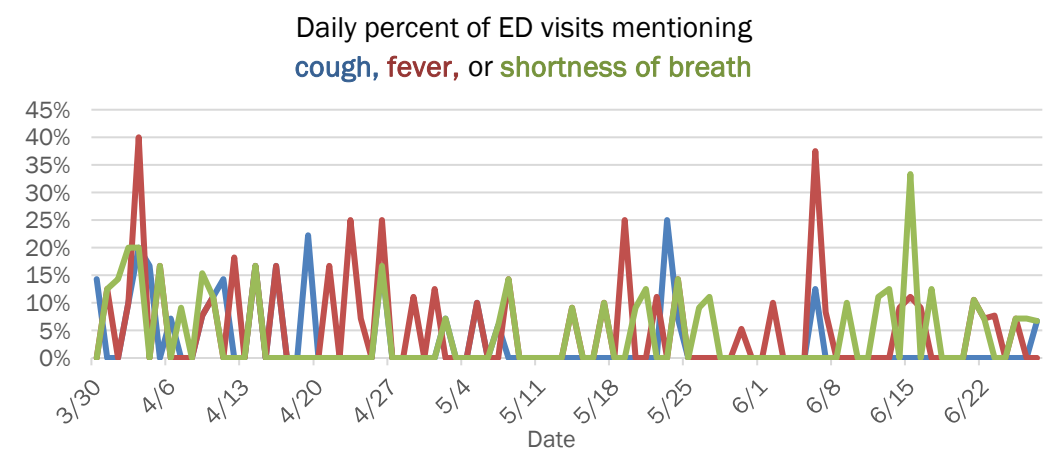

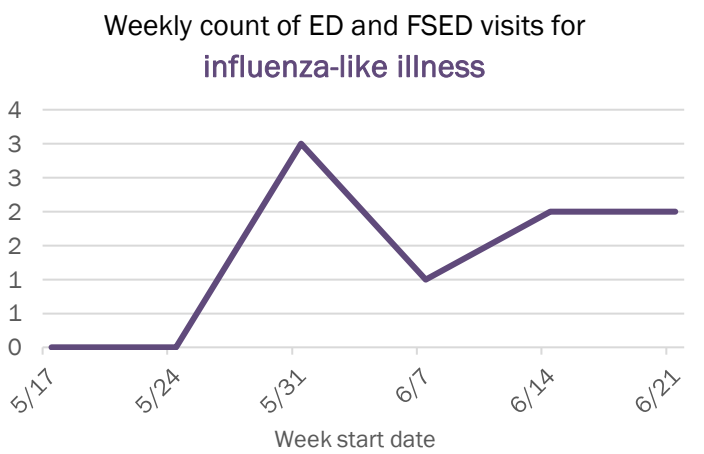

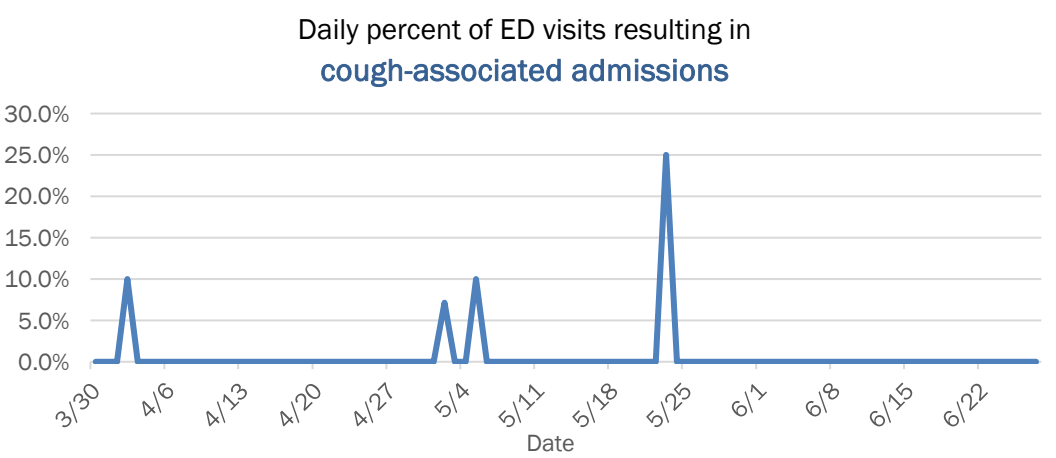

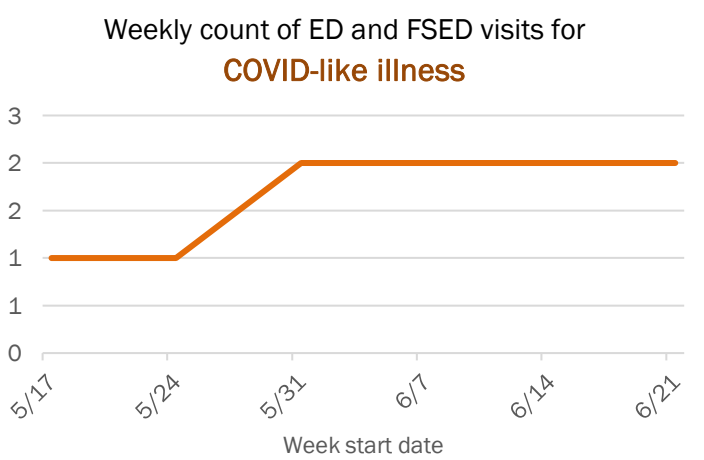

The Electronic Surveillance System for the Early Notification of Community-Based Epidemics (ESSENCE-FL) includes chief complaint data from 211 of 212 Florida EDs and 77 of 80 Florida FSEDs. Data are transmitted electronically to ESSENCE-FL daily or hourly.

COVID-19: summary for Lake County

Data through Jun 27, 2020 verified as of Jun 28, 2020 at 09:25 AM

Data in this report are provisional and subject to change.

Confirmed cases

Total cases	**1,192**
Florida residents	1,175
Non-Florida residents	17
Gender for Florida residents	
Men	591
Women	578
Unknown	6
Age for Florida residents	
Range	0 - 103
Median age	41

Cases confirmed in Florida residents dy date case confirmed

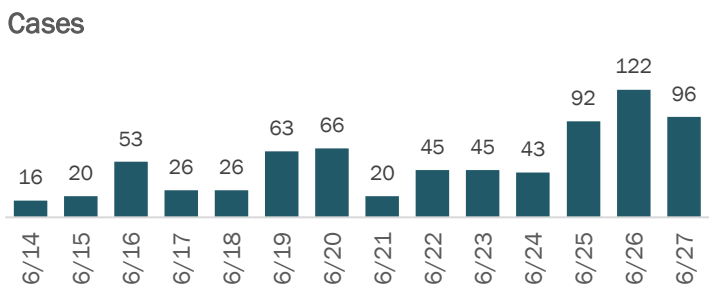

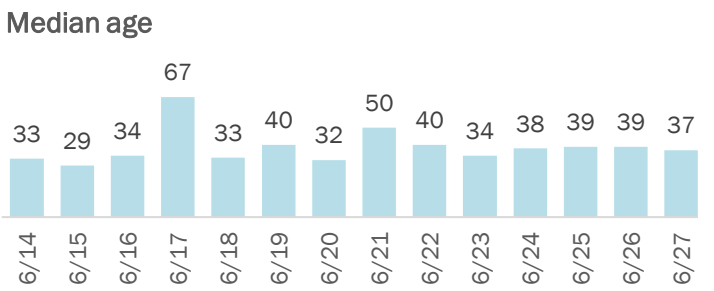

Race, ethnicity	Cases		Hospitalizations		Deaths	
White	487	41%	59	57%	13	59%
Hispanic	38	3%	4	4%	2	9%
Non-Hispanic	402	34%	53	51%	11	50%
Unknown ethnicity	47	4%	2	2%	0	0%
Black	146	12%	12	12%	2	9%
Hispanic	5	0%	0	0%	0	0%
Non-Hispanic	123	10%	12	12%	2	9%
Unknown ethnicity	18	2%	0	0%	0	0%
Other	209	18%	31	30%	7	32%
Hispanic	125	11%	19	18%	4	18%
Non-Hispanic	40	3%	11	11%	3	14%
Unknown ethnicity	44	4%	1	1%	0	0%
Unknown race	333	28%	2	2%	0	0%
Hispanic	12	1%	0	0%	0	0%
Non-Hispanic	32	3%	0	0%	0	0%
Unknown ethnicity	289	25%	2	2%	0	0%
Total	**1,175**		**104**		**22**	

Hospitalization counts include anyone who was hospitalized at some point during their illness. It does not reflect the number of people currently hospitalized.

Other race includes any person with a race of American Indian/Alaskan native, Asian, native Hawaiian/Pacific Islander, or other.

Outcomes for Florida residents

Lake		
Hospitalizations	104	(9% of all cases)
Deaths	22	(2% of all cases)
Statewide		
Hospitalizations	14,244	(10% of all cases)
Deaths	3,419	(2% of all cases)

Cases in facility staff/residents

Lake		
Long-term care	64	(5% of all cases)
Correctional	121	(10% of all cases)
Statewide		
Long-term care	13,021	(9% of all cases)
Correctional	3,645	(3% of all cases)

Laboratory testing for Florida residents and non-Florida residents over the past 2 weeks

Number and percent of positive labs

These counts include the number of people for whom the department received laboratory results by day. This percent is the number of people who test positive for the first time divided by all the people tested that day, excluding people who have previously tested positive.

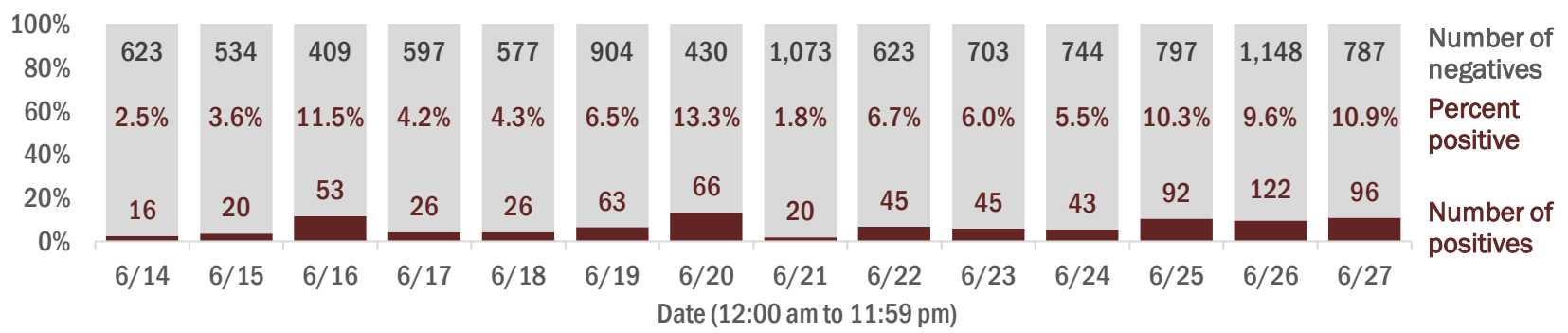

Emergency department (ED) and freestanding ED (FSED) chief complaint and admission data for Lake County

Daily percent of ED visits mentioning cough, fever, or shortness of breath

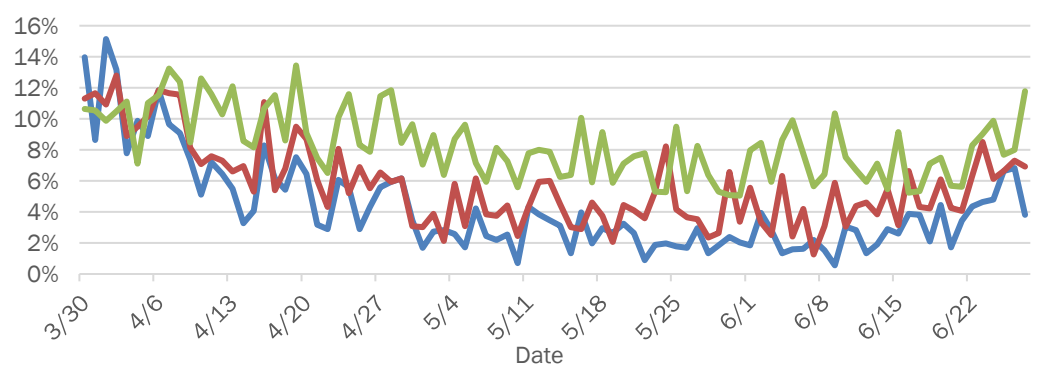

Weekly count of ED and FSED visits for influenza-like illness

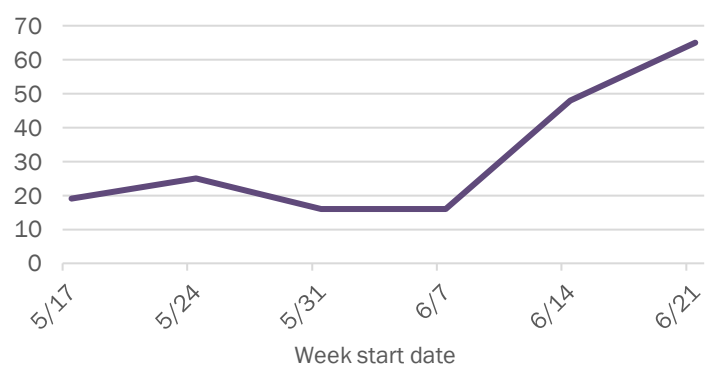

Daily percent of ED visits resulting in cough-associated admissions

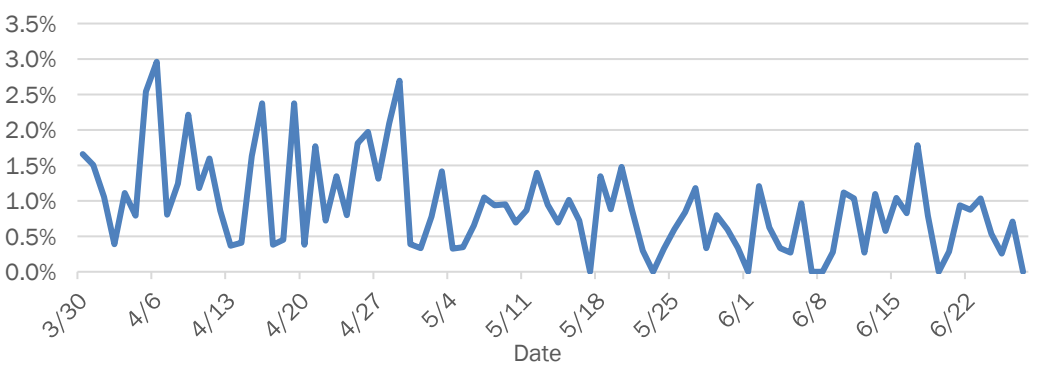

Weekly count of ED and FSED visits for COVID-like illness

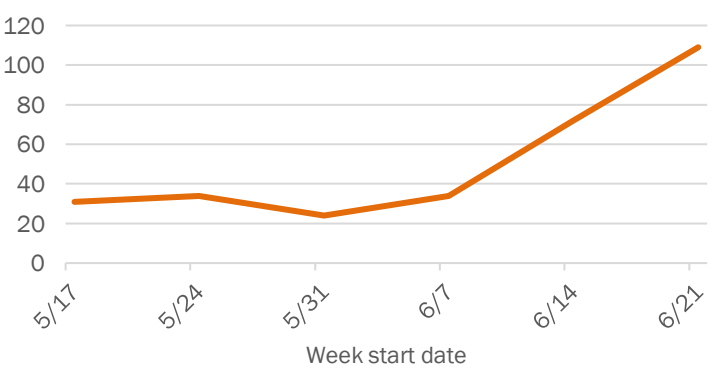

The Electronic Surveillance System for the Early Notification of Community-Based Epidemics (ESSENCE-FL) includes chief complaint data from 211 of 212 Florida EDs and 77 of 80 Florida FSEDs. Data are transmitted electronically to ESSENCE-FL daily or hourly.

COVID-19: summary for Lee County

Data through Jun 27, 2020 verified as of Jun 28, 2020 at 09:25 AM

Data in this report are provisional and subject to change.

Confirmed cases

Total cases	**5,188**
Florida residents	5,071
Non-Florida residents	117
Gender for Florida residents	
Men	2,384
Women	2,664
Unknown	23
Age for Florida residents	
Range	0 - 101
Median age	43

Cases confirmed in Florida residents dy date case confirmed

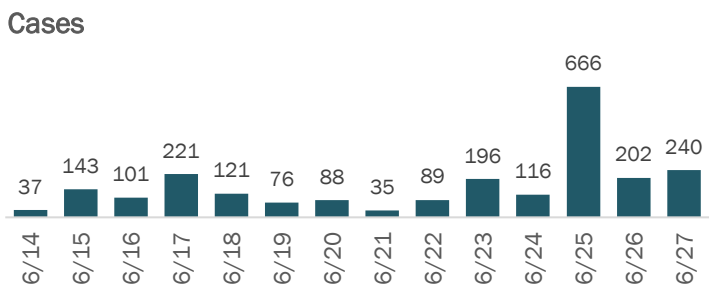

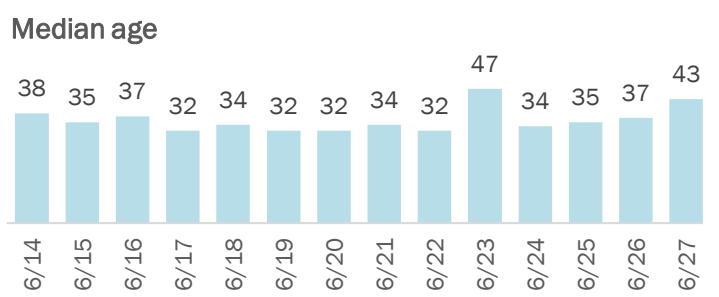

Race, ethnicity	Cases		Hospitalizations		Deaths	
White	2,672	53%	435	75%	133	85%
Hispanic	1,348	27%	132	23%	12	8%
Non-Hispanic	1,231	24%	301	52%	112	72%
Unknown ethnicity	93	2%	2	0%	9	6%
Black	641	13%	106	18%	9	6%
Hispanic	20	0%	2	0%	0	0%
Non-Hispanic	584	12%	104	18%	9	6%
Unknown ethnicity	37	1%	0	0%	0	0%
Other	133	3%	16	3%	0	0%
Hispanic	80	2%	9	2%	0	0%
Non-Hispanic	42	1%	6	1%	0	0%
Unknown ethnicity	11	0%	1	0%	0	0%
Unknown race	1,625	32%	26	4%	14	9%
Hispanic	65	1%	2	0%	2	1%
Non-Hispanic	15	0%	1	0%	1	1%
Unknown ethnicity	1,545	30%	23	4%	11	7%
Total	**5,071**		**583**		**156**	

Hospitalization counts include anyone who was hospitalized at some point during their illness. It does not reflect the number of people currently hospitalized.

Other race includes any person with a race of American Indian/Alaskan native, Asian, native Hawaiian/Pacific Islander, or other.

Outcomes for Florida residents

Lee		
Hospitalizations	583	(11% of all cases)
Deaths	156	(3% of all cases)
Statewide		
Hospitalizations	14,244	(10% of all cases)
Deaths	3,419	(2% of all cases)

Cases in facility staff/residents

Lee		
Long-term care	739	(15% of all cases)
Correctional	7	(0% of all cases)
Statewide		
Long-term care	13,021	(9% of all cases)
Correctional	3,645	(3% of all cases)

Laboratory testing for Florida residents and non-Florida residents over the past 2 weeks

Number and percent of positive labs

These counts include the number of people for whom the department received laboratory results by day. This percent is the number of people who test positive for the first time divided by all the people tested that day, excluding people who have previously tested positive.

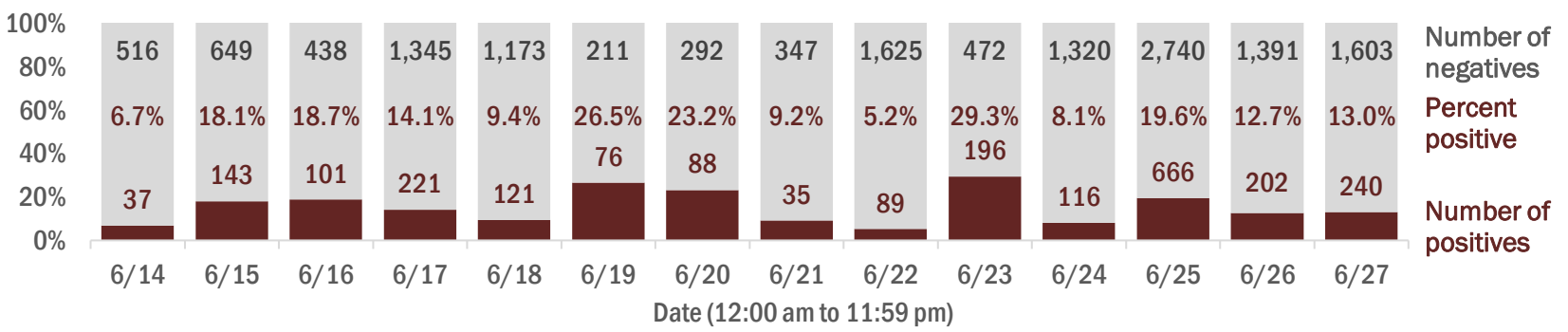

Emergency department (ED) and freestanding ED (FSED) chief complaint and admission data for Lee County

Daily percent of ED visits mentioning cough, fever, or shortness of breath

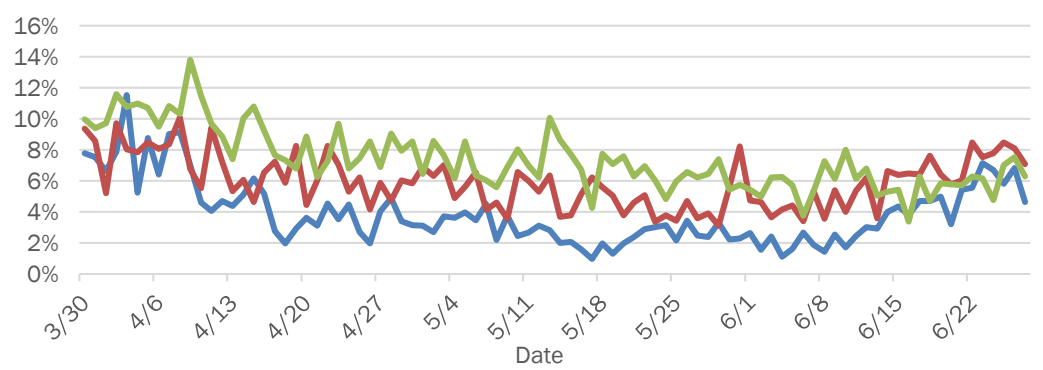

Weekly count of ED and FSED visits for influenza-like illness

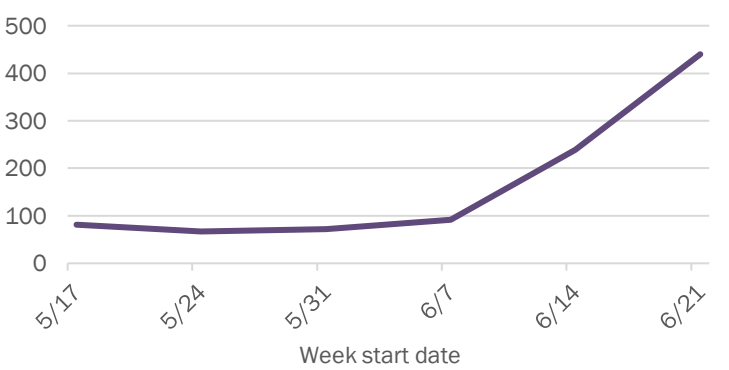

Daily percent of ED visits resulting in cough-associated admissions

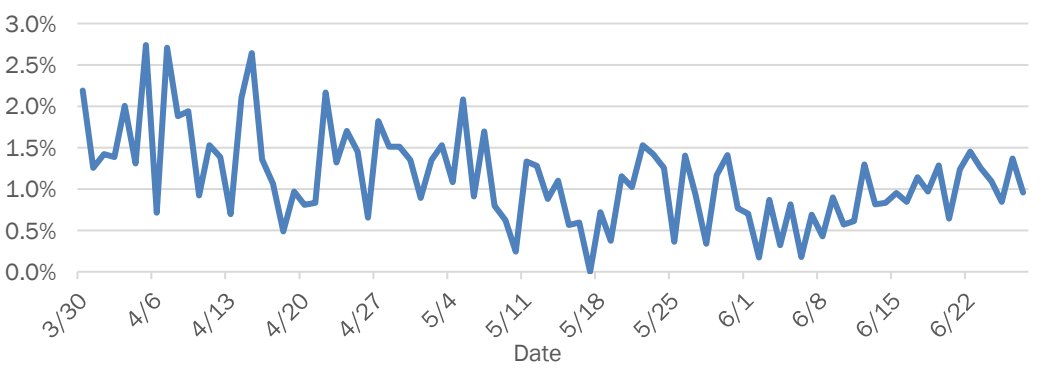

Weekly count of ED and FSED visits for COVID-like illness

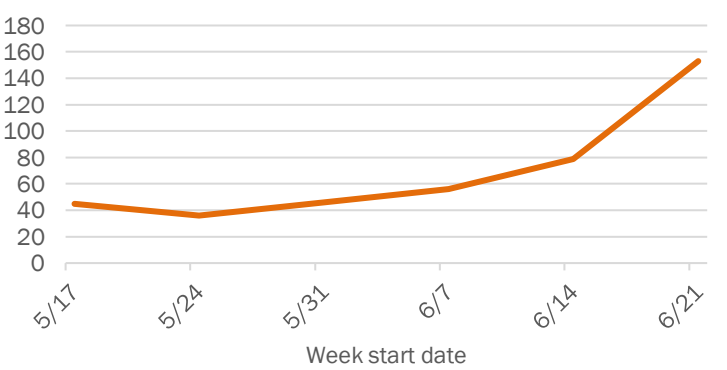

The Electronic Surveillance System for the Early Notification of Community-Based Epidemics (ESSENCE-FL) includes chief complaint data from 211 of 212 Florida EDs and 77 of 80 Florida FSEDs. Data are transmitted electronically to ESSENCE-FL daily or hourly.

COVID-19: summary for Leon County

Data through Jun 27, 2020 verified as of Jun 28, 2020 at 09:25 AM

Data in this report are provisional and subject to change.

Confirmed cases

Total cases	**951**
Florida residents	915
Non-Florida residents	36
Gender for Florida residents	
Men	455
Women	460
Unknown	0
Age for Florida residents	
Range	0 - 91
Median age	25

Cases confirmed in Florida residents dy date case confirmed

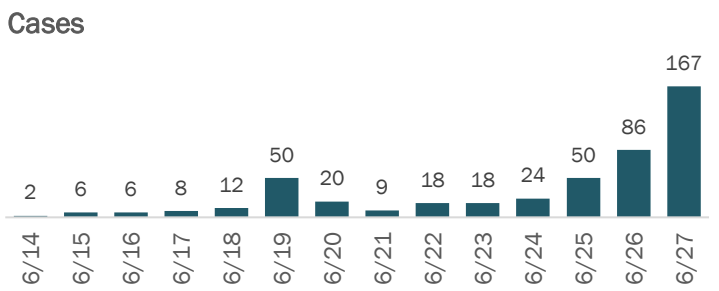

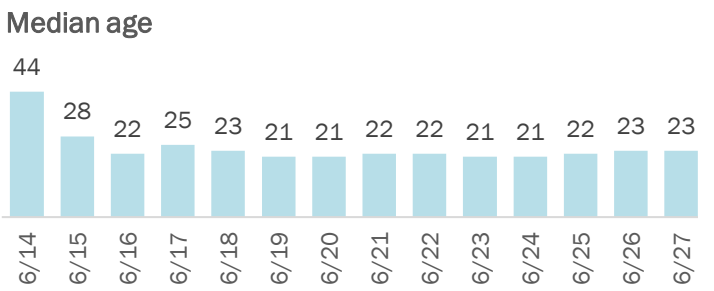

Race, ethnicity	Cases		Hospitalizations		Deaths	
White	278	30%	23	49%	4	50%
Hispanic	30	3%	1	2%	0	0%
Non-Hispanic	238	26%	21	45%	4	50%
Unknown ethnicity	10	1%	1	2%	0	0%
Black	326	36%	20	43%	4	50%
Hispanic	8	1%	0	0%	0	0%
Non-Hispanic	308	34%	20	43%	4	50%
Unknown ethnicity	10	1%	0	0%	0	0%
Other	35	4%	3	6%	0	0%
Hispanic	13	1%	2	4%	0	0%
Non-Hispanic	16	2%	1	2%	0	0%
Unknown ethnicity	6	1%	0	0%	0	0%
Unknown race	276	30%	1	2%	0	0%
Hispanic	1	0%	0	0%	0	0%
Non-Hispanic	5	1%	0	0%	0	0%
Unknown ethnicity	270	30%	1	2%	0	0%
Total	**915**		**47**		**8**	

Hospitalization counts include anyone who was hospitalized at some point during their illness. It does not reflect the number of people currently hospitalized.

Other race includes any person with a race of American Indian/Alaskan native, Asian, native Hawaiian/Pacific Islander, or other.

Outcomes for Florida residents		
Leon		
Hospitalizations	47	(5% of all cases)
Deaths	8	(1% of all cases)
Statewide		
Hospitalizations	14,244	(10% of all cases)
Deaths	3,419	(2% of all cases)

Cases in facility staff/residents		
Leon		
Long-term care	90	(10% of all cases)
Correctional	25	(3% of all cases)
Statewide		
Long-term care	13,021	(9% of all cases)
Correctional	3,645	(3% of all cases)

Laboratory testing for Florida residents and non-Florida residents over the past 2 weeks

Number and percent of positive labs

These counts include the number of people for whom the department received laboratory results by day. This percent is the number of people who test positive for the first time divided by all the people tested that day, excluding people who have previously tested positive.

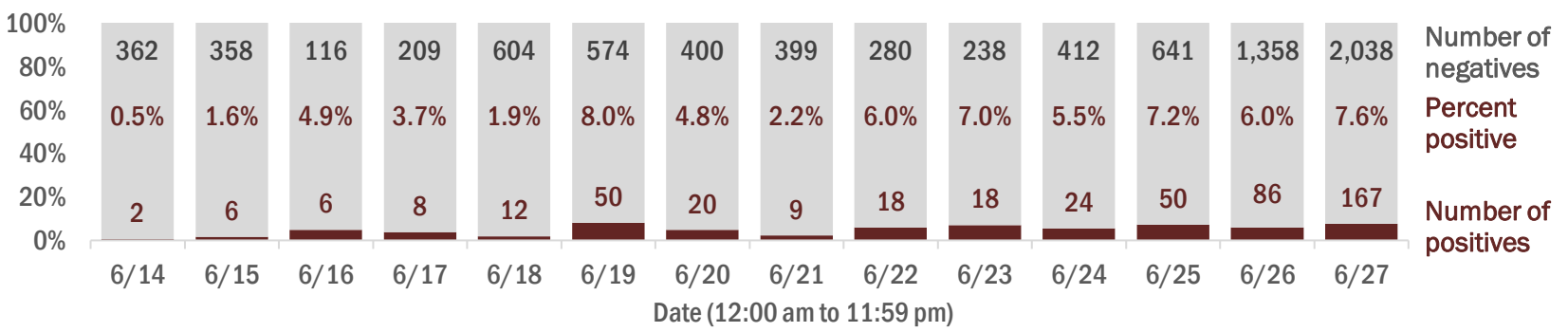

Emergency department (ED) and freestanding ED (FSED) chief complaint and admission data for Leon County

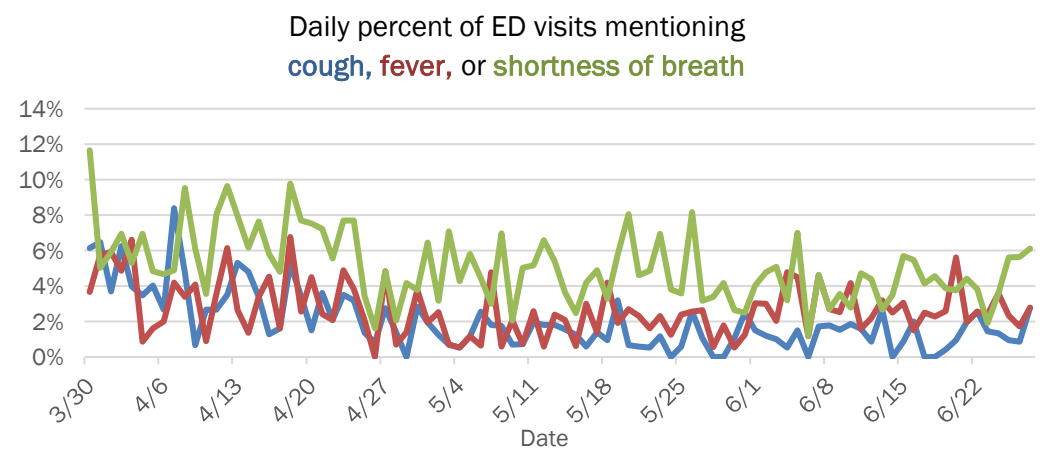

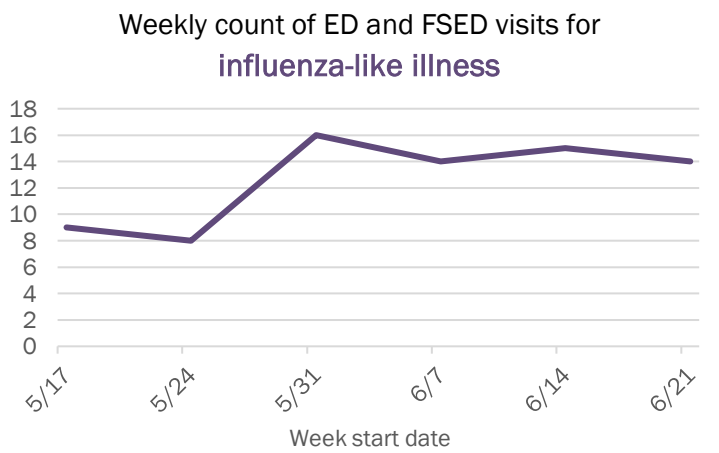

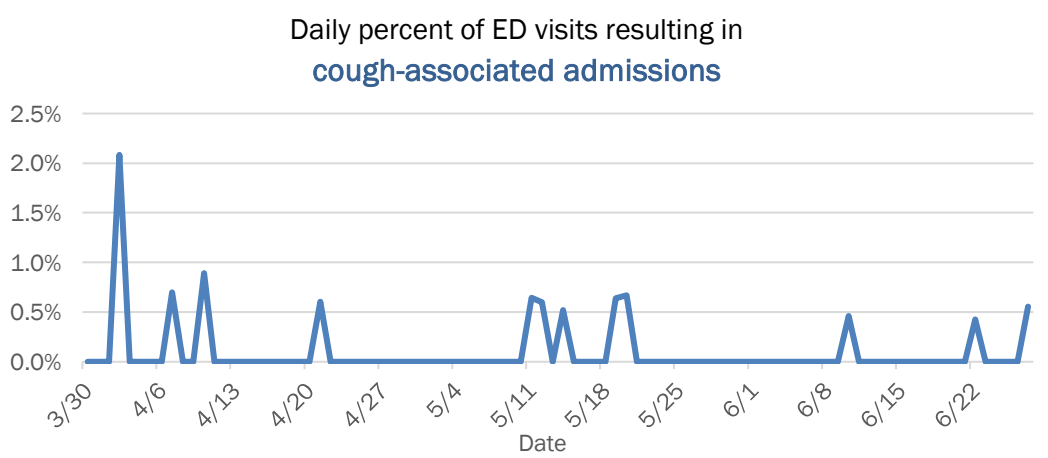

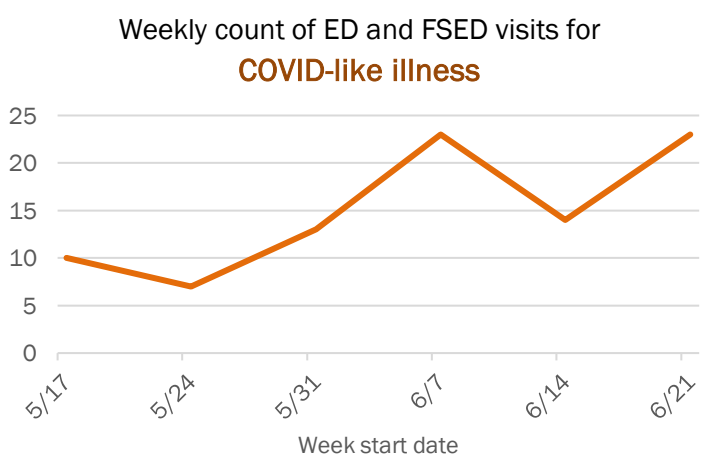

The Electronic Surveillance System for the Early Notification of Community-Based Epidemics (ESSENCE-FL) includes chief complaint data from 211 of 212 Florida EDs and 77 of 80 Florida FSEDs. Data are transmitted electronically to ESSENCE-FL daily or hourly.

COVID-19: summary for Levy County

Data through Jun 27, 2020 verified as of Jun 28, 2020 at 09:25 AM

Data in this report are provisional and subject to change.

Confirmed cases

Total cases	**171**
Florida residents	168
Non-Florida residents	3
Gender for Florida residents	
Men	108
Women	60
Unknown	0
Age for Florida residents	
Range	3 - 99
Median age	35

Cases confirmed in Florida residents dy date case confirmed

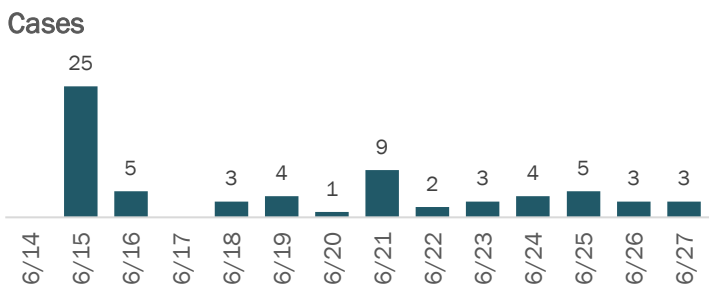

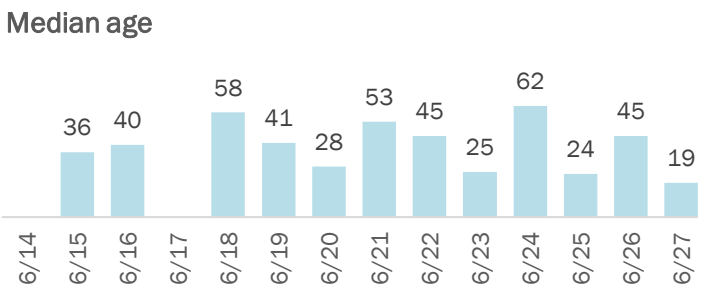

Race, ethnicity	Cases		Hospitalizations		Deaths	
White	70	42%	7	64%	0	0%
Hispanic	9	5%	1	9%	0	0%
Non-Hispanic	60	36%	6	55%	0	0%
Unknown ethnicity	1	1%	0	0%	0	0%
Black	9	5%	2	18%	0	0%
Hispanic	0	0%	0	0%	0	0%
Non-Hispanic	9	5%	2	18%	0	0%
Unknown ethnicity	0	0%	0	0%	0	0%
Other	83	49%	2	18%	1	100%
Hispanic	81	48%	2	18%	1	100%
Non-Hispanic	2	1%	0	0%	0	0%
Unknown ethnicity	0	0%	0	0%	0	0%
Unknown race	6	4%	0	0%	0	0%
Hispanic	1	1%	0	0%	0	0%
Non-Hispanic	0	0%	0	0%	0	0%
Unknown ethnicity	5	3%	0	0%	0	0%
Total	**168**		**11**		**1**	

Hospitalization counts include anyone who was hospitalized at some point during their illness. It does not reflect the number of people currently hospitalized.

Other race includes any person with a race of American Indian/Alaskan native, Asian, native Hawaiian/Pacific Islander, or other.

Outcomes for Florida residents		
Levy		
Hospitalizations	11	(7% of all cases)
Deaths	1	(1% of all cases)
Statewide		
Hospitalizations	14,244	(10% of all cases)
Deaths	3,419	(2% of all cases)

Cases in facility staff/residents		
Levy		
Long-term care	9	(5% of all cases)
Correctional	1	(1% of all cases)
Statewide		
Long-term care	13,021	(9% of all cases)
Correctional	3,645	(3% of all cases)

Laboratory testing for Florida residents and non-Florida residents over the past 2 weeks

Number and percent of positive labs

These counts include the number of people for whom the department received laboratory results by day. This percent is the number of people who test positive for the first time divided by all the people tested that day, excluding people who have previously tested positive.

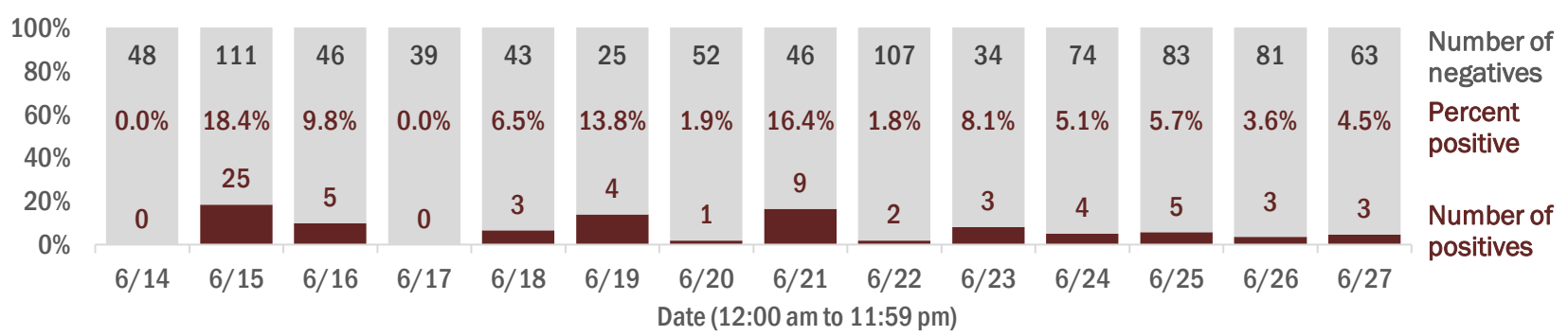

Emergency department (ED) and freestanding ED (FSED) chief complaint and admission data for Levy County

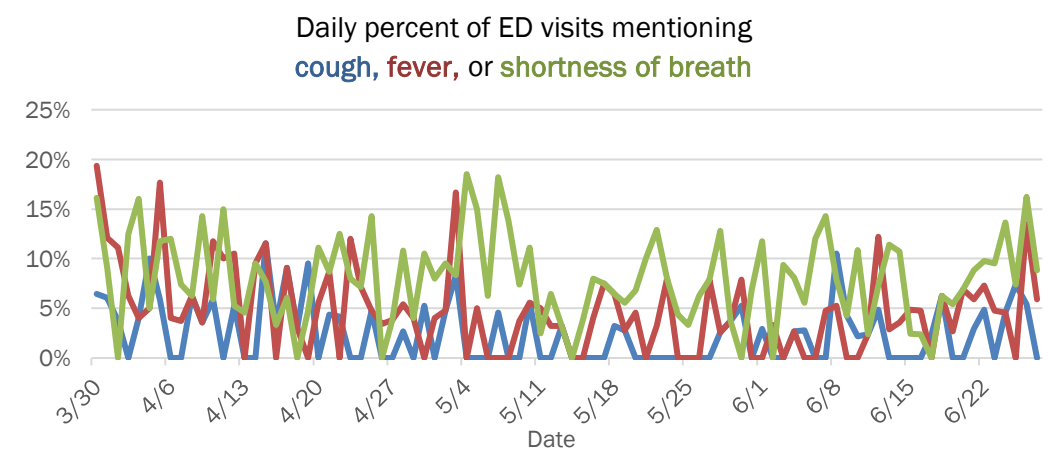

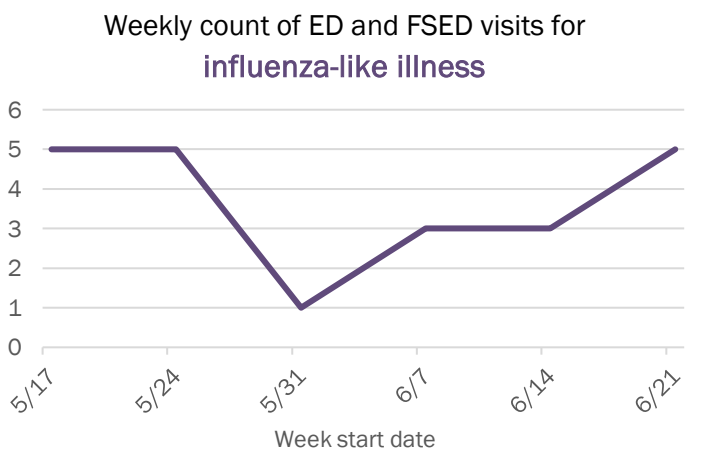

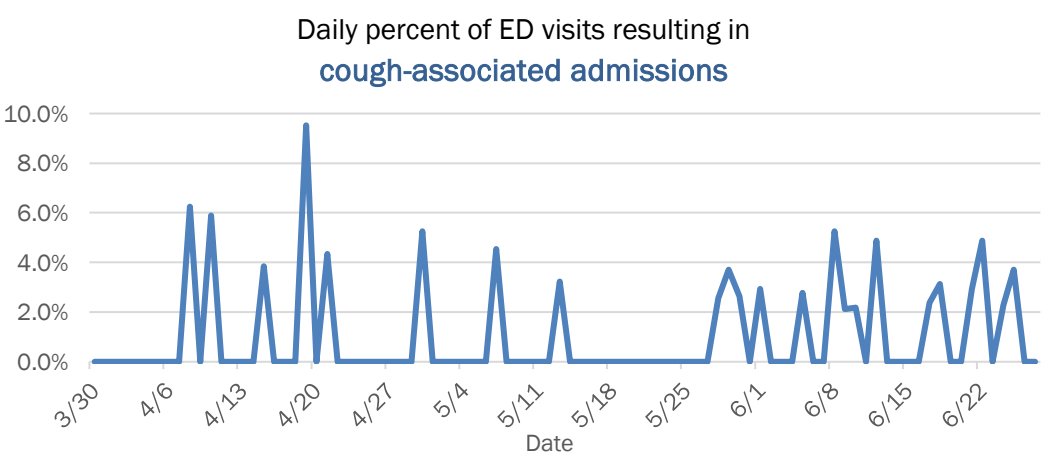

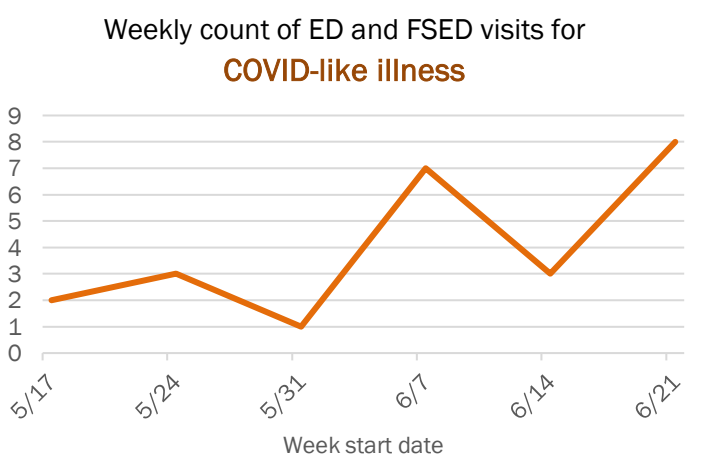

The Electronic Surveillance System for the Early Notification of Community-Based Epidemics (ESSENCE-FL) includes chief complaint data from 211 of 212 Florida EDs and 77 of 80 Florida FSEDs. Data are transmitted electronically to ESSENCE-FL daily or hourly.

COVID-19: summary for Liberty County

Data through Jun 27, 2020 verified as of Jun 28, 2020 at 09:25 AM

Data in this report are provisional and subject to change.

Confirmed cases

Total cases	**221**
Florida residents	221
Non-Florida residents	0
Gender for Florida residents	
Men	216
Women	5
Unknown	0
Age for Florida residents	
Range	20 - 73
Median age	41

Cases confirmed in Florida residents dy date case confirmed

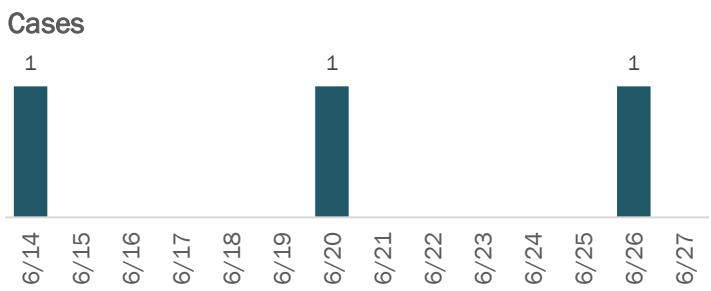

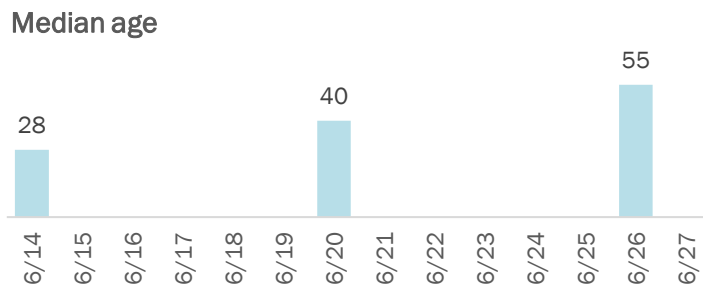

Race, ethnicity	Cases		Hospitalizations		Deaths	
White	115	52%	0	0%	0	0%
Hispanic	6	3%	0	0%	0	0%
Non-Hispanic	50	23%	0	0%	0	0%
Unknown ethnicity	59	27%	0	0%	0	0%
Black	97	44%	0	0%	0	0%
Hispanic	0	0%	0	0%	0	0%
Non-Hispanic	81	37%	0	0%	0	0%
Unknown ethnicity	16	7%	0	0%	0	0%
Other	5	2%	1	100%	1	100%
Hispanic	1	0%	0	0%	0	0%
Non-Hispanic	1	0%	1	100%	1	100%
Unknown ethnicity	3	1%	0	0%	0	0%
Unknown race	4	2%	0	0%	0	0%
Hispanic	0	0%	0	0%	0	0%
Non-Hispanic	0	0%	0	0%	0	0%
Unknown ethnicity	4	2%	0	0%	0	0%
Total	**221**		**1**		**1**	

Hospitalization counts include anyone who was hospitalized at some point during their illness. It does not reflect the number of people currently hospitalized.

Other race includes any person with a race of American Indian/Alaskan native, Asian, native Hawaiian/Pacific Islander, or other.

Outcomes for Florida residents

Liberty		
Hospitalizations	1	(0% of all cases)
Deaths	1	(0% of all cases)
Statewide		
Hospitalizations	14,244	(10% of all cases)
Deaths	3,419	(2% of all cases)

Cases in facility staff/residents

Liberty		
Long-term care	3	(1% of all cases)
Correctional	214	(97% of all cases)
Statewide		
Long-term care	13,021	(9% of all cases)
Correctional	3,645	(3% of all cases)

Laboratory testing for Florida residents and non-Florida residents over the past 2 weeks

Number and percent of positive labs

These counts include the number of people for whom the department received laboratory results by day. This percent is the number of people who test positive for the first time divided by all the people tested that day, excluding people who have previously tested positive.

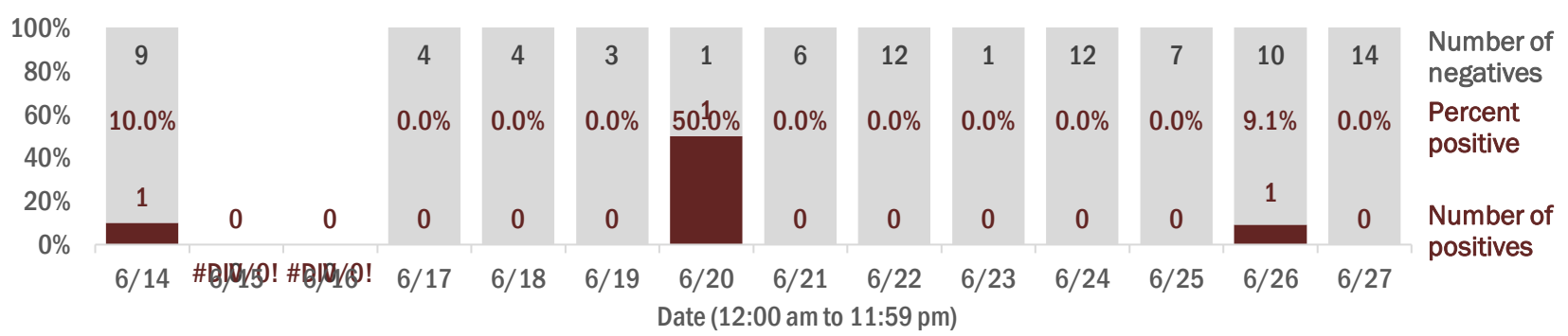

Emergency department (ED) and freestanding ED (FSED) chief complaint and admission data for Liberty County

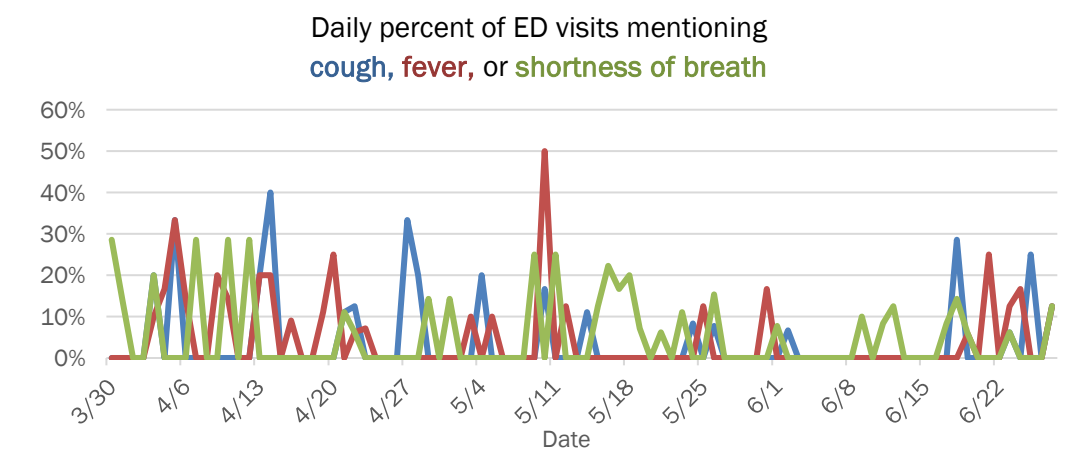

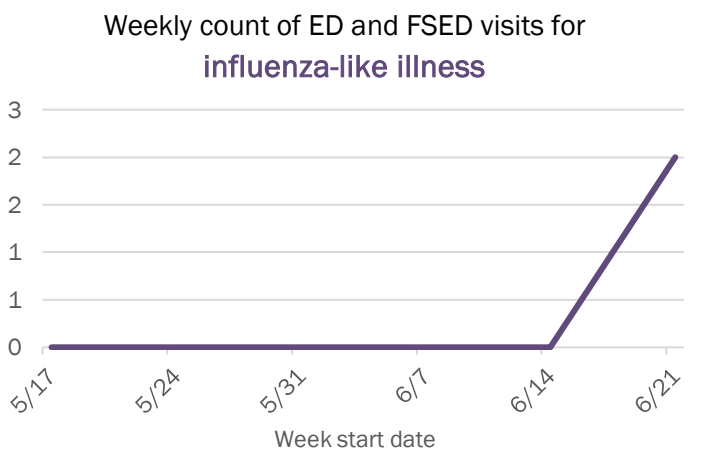

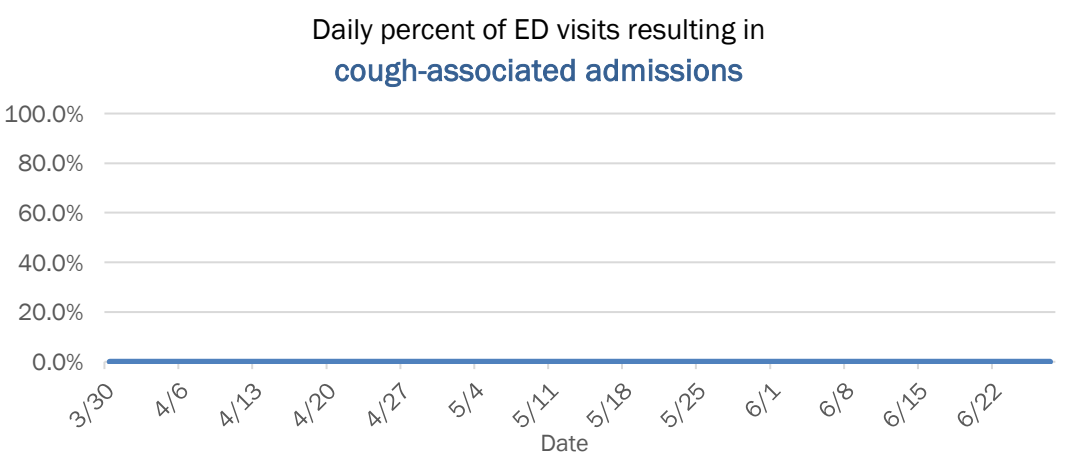

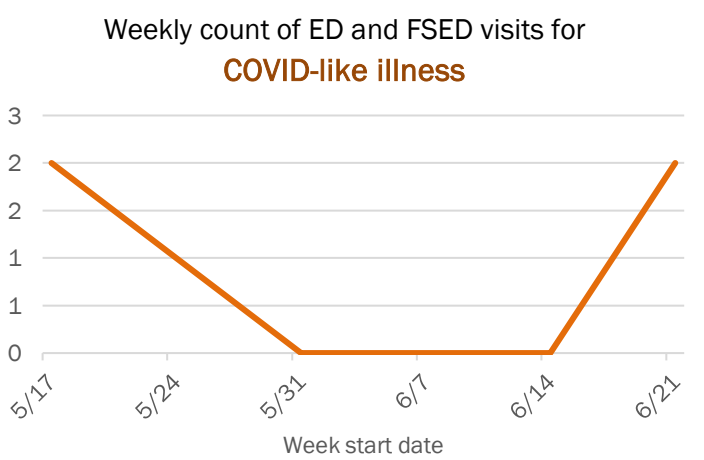

The Electronic Surveillance System for the Early Notification of Community-Based Epidemics (ESSENCE-FL) includes chief complaint data from 211 of 212 Florida EDs and 77 of 80 Florida FSEDs. Data are transmitted electronically to ESSENCE-FL daily or hourly.

COVID-19: summary for Madison County

Data through Jun 27, 2020 verified as of Jun 28, 2020 at 09:25 AM

Data in this report are provisional and subject to change.

Confirmed cases

Total cases	**187**
Florida residents	183
Non-Florida residents	4
Gender for Florida residents	
Men	73
Women	110
Unknown	0
Age for Florida residents	
Range	0 - 98
Median age	42

Cases confirmed in Florida residents dy date case confirmed

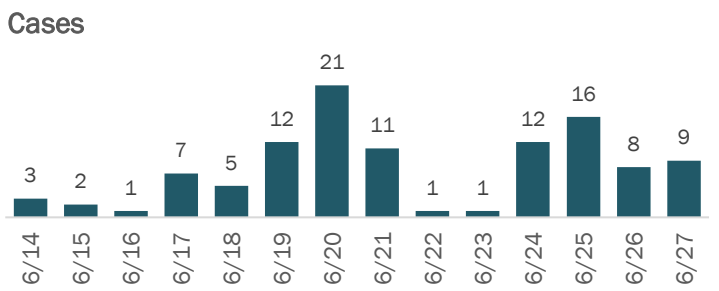

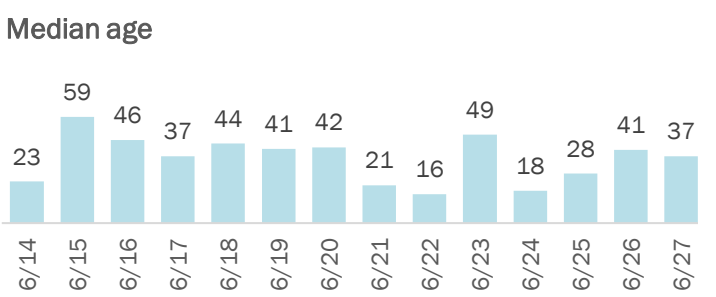

Race, ethnicity	Cases		Hospitalizations		Deaths	
White	42	23%	0	0%	0	0%
Hispanic	4	2%	0	0%	0	0%
Non-Hispanic	33	18%	0	0%	0	0%
Unknown ethnicity	5	3%	0	0%	0	0%
Black	124	68%	5	83%	3	100%
Hispanic	0	0%	0	0%	0	0%
Non-Hispanic	115	63%	5	83%	3	100%
Unknown ethnicity	9	5%	0	0%	0	0%
Other	14	8%	1	17%	0	0%
Hispanic	10	5%	1	17%	0	0%
Non-Hispanic	3	2%	0	0%	0	0%
Unknown ethnicity	1	1%	0	0%	0	0%
Unknown race	3	2%	0	0%	0	0%
Hispanic	0	0%	0	0%	0	0%
Non-Hispanic	0	0%	0	0%	0	0%
Unknown ethnicity	3	2%	0	0%	0	0%
Total	**183**		**6**		**3**	

Hospitalization counts include anyone who was hospitalized at some point during their illness. It does not reflect the number of people currently hospitalized.

Other race includes any person with a race of American Indian/Alaskan native, Asian, native Hawaiian/Pacific Islander, or other.

Outcomes for Florida residents

Madison		
Hospitalizations	6	(3% of all cases)
Deaths	3	(2% of all cases)
Statewide		
Hospitalizations	14,244	(10% of all cases)
Deaths	3,419	(2% of all cases)

Cases in facility staff/residents

Madison		
Long-term care	45	(25% of all cases)
Correctional	1	(1% of all cases)
Statewide		
Long-term care	13,021	(9% of all cases)
Correctional	3,645	(3% of all cases)

Laboratory testing for Florida residents and non-Florida residents over the past 2 weeks

Number and percent of positive labs

These counts include the number of people for whom the department received laboratory results by day. This percent is the number of people who test positive for the first time divided by all the people tested that day, excluding people who have previously tested positive.

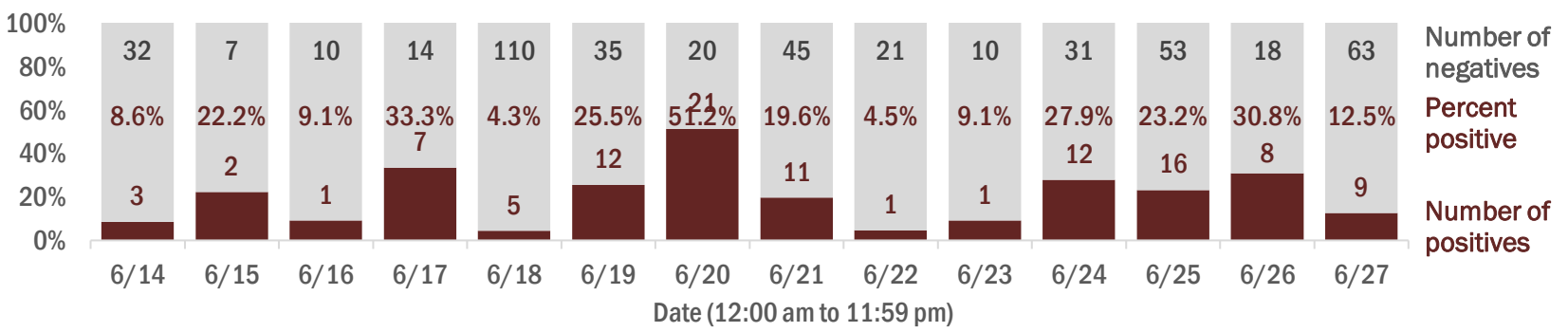

Emergency department (ED) and freestanding ED (FSED) chief complaint and admission data for Madison County

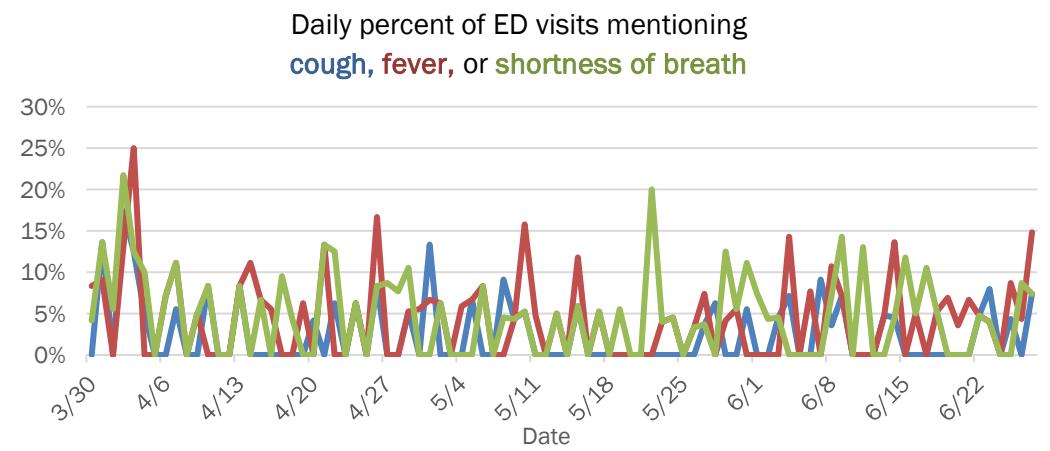

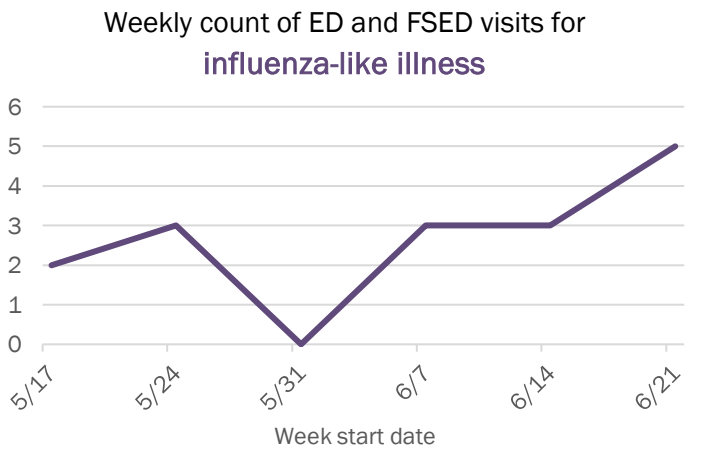

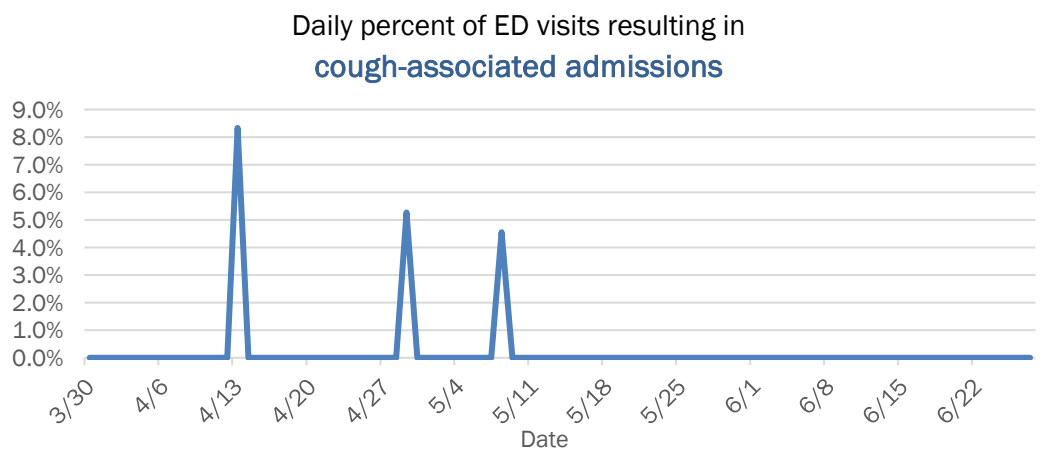

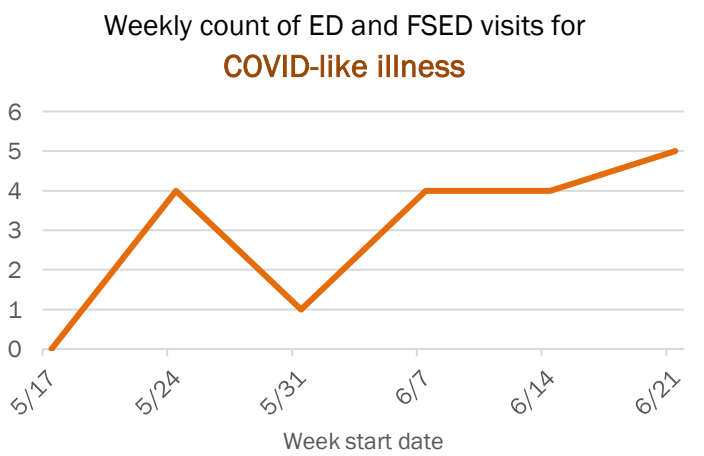

The Electronic Surveillance System for the Early Notification of Community-Based Epidemics (ESSENCE-FL) includes chief complaint data from 211 of 212 Florida EDs and 77 of 80 Florida FSEDs. Data are transmitted electronically to ESSENCE-FL daily or hourly.

COVID-19: summary for Manatee County

Data through Jun 27, 2020 verified as of Jun 28, 2020 at 09:25 AM

Data in this report are provisional and subject to change.

Confirmed cases

Total cases	**2,737**
Florida residents	2,720
Non-Florida residents	17
Gender for Florida residents	
Men	1,304
Women	1,412
Unknown	4
Age for Florida residents	
Range	0 - 101
Median age	41

Cases confirmed in Florida residents dy date case confirmed

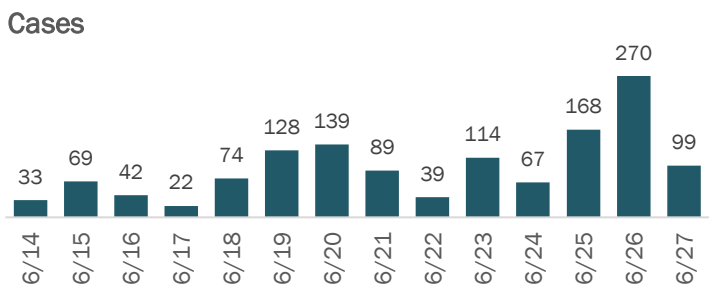

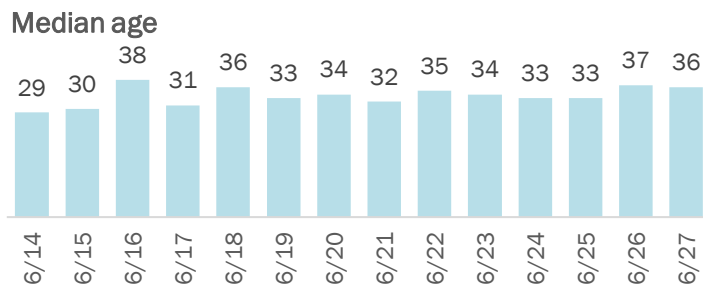

Race, ethnicity	Cases		Hospitalizations		Deaths	
White	1,444	53%	163	63%	89	68%
Hispanic	607	22%	21	8%	5	4%
Non-Hispanic	730	27%	126	49%	77	59%
Unknown ethnicity	107	4%	16	6%	7	5%
Black	270	10%	43	17%	25	19%
Hispanic	9	0%	0	0%	1	1%
Non-Hispanic	247	9%	43	17%	23	18%
Unknown ethnicity	14	1%	0	0%	1	1%
Other	251	9%	47	18%	13	10%
Hispanic	176	6%	33	13%	7	5%
Non-Hispanic	46	2%	6	2%	2	2%
Unknown ethnicity	29	1%	8	3%	4	3%
Unknown race	755	28%	5	2%	3	2%
Hispanic	24	1%	0	0%	0	0%
Non-Hispanic	24	1%	0	0%	0	0%
Unknown ethnicity	707	26%	5	2%	3	2%
Total	**2,720**		**258**		**130**	

Hospitalization counts include anyone who was hospitalized at some point during their illness. It does not reflect the number of people currently hospitalized.

Other race includes any person with a race of American Indian/Alaskan native, Asian, native Hawaiian/Pacific Islander, or other.

Outcomes for Florida residents

Manatee		
Hospitalizations	258	(9% of all cases)
Deaths	130	(5% of all cases)
Statewide		
Hospitalizations	14,244	(10% of all cases)
Deaths	3,419	(2% of all cases)

Cases in facility staff/residents

Manatee		
Long-term care	475	(17% of all cases)
Correctional	5	(0% of all cases)
Statewide		
Long-term care	13,021	(9% of all cases)
Correctional	3,645	(3% of all cases)

Laboratory testing for Florida residents and non-Florida residents over the past 2 weeks

Number and percent of positive labs

These counts include the number of people for whom the department received laboratory results by day. This percent is the number of people who test positive for the first time divided by all the people tested that day, excluding people who have previously tested positive.

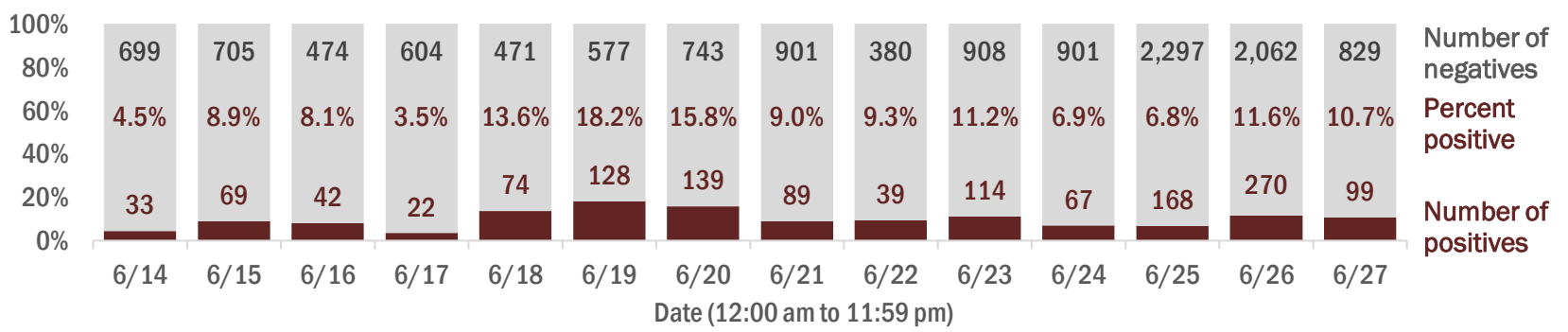

Emergency department (ED) and freestanding ED (FSED) chief complaint and admission data for Manatee County

Daily percent of ED visits mentioning cough, fever, or shortness of breath

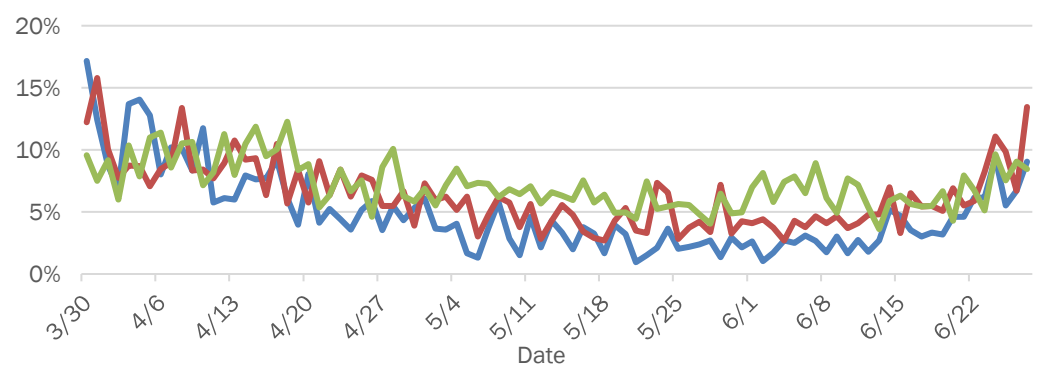

Weekly count of ED and FSED visits for influenza-like illness

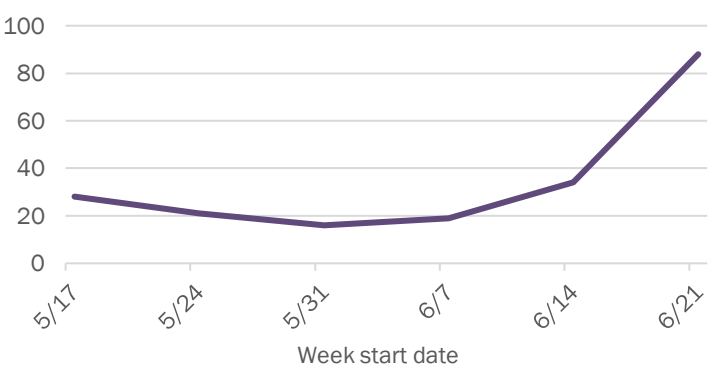

Daily percent of ED visits resulting in cough-associated admissions

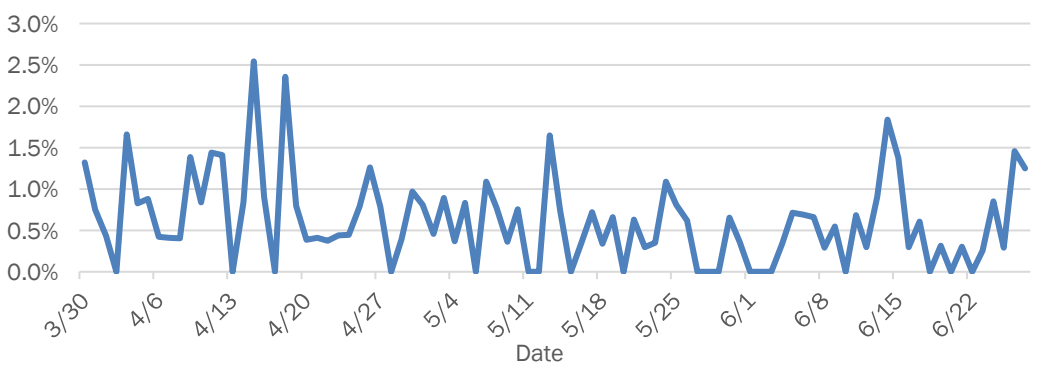

Weekly count of ED and FSED visits for COVID-like illness

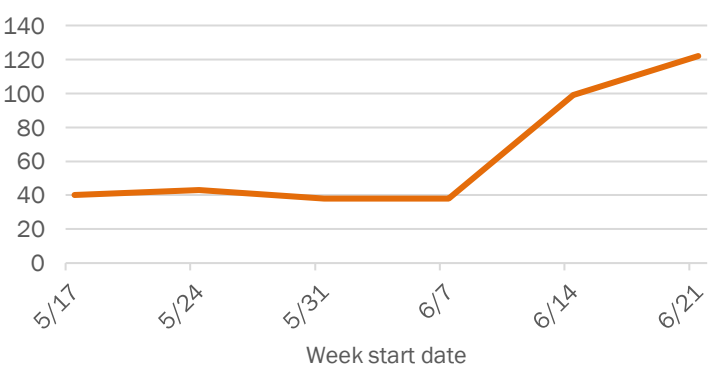

The Electronic Surveillance System for the Early Notification of Community-Based Epidemics (ESSENCE-FL) includes chief complaint data from 211 of 212 Florida EDs and 77 of 80 Florida FSEDs. Data are transmitted electronically to ESSENCE-FL daily or hourly.

COVID-19: summary for Marion County

Data through Jun 27, 2020 verified as of Jun 28, 2020 at 09:25 AM

Data in this report are provisional and subject to change.

Confirmed cases

Total cases	**631**
Florida residents	625
Non-Florida residents	6
Gender for Florida residents	
Men	281
Women	343
Unknown	1
Age for Florida residents	
Range	0 - 97
Median age	40

Cases confirmed in Florida residents dy date case confirmed

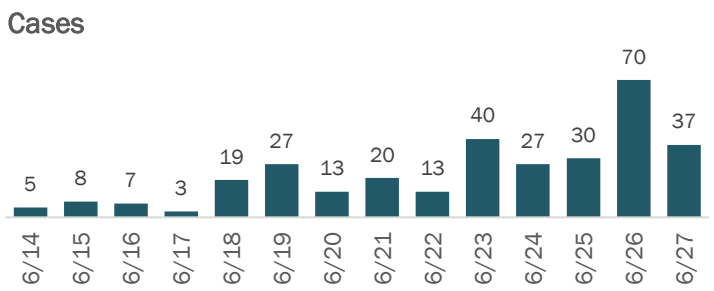

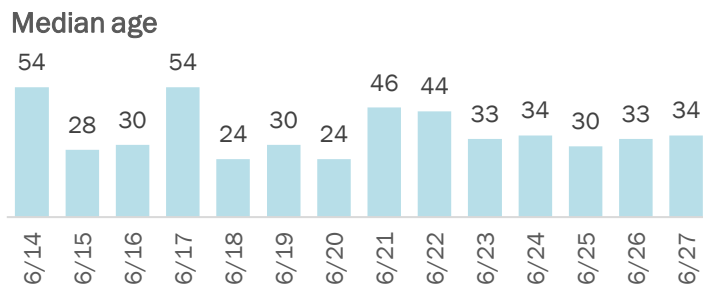

Race, ethnicity	Cases		Hospitalizations		Deaths	
White	407	65%	36	55%	10	100%
Hispanic	95	15%	5	8%	3	30%
Non-Hispanic	309	49%	31	47%	7	70%
Unknown ethnicity	3	0%	0	0%	0	0%
Black	105	17%	17	26%	0	0%
Hispanic	1	0%	0	0%	0	0%
Non-Hispanic	103	16%	17	26%	0	0%
Unknown ethnicity	1	0%	0	0%	0	0%
Other	37	6%	10	15%	0	0%
Hispanic	11	2%	5	8%	0	0%
Non-Hispanic	24	4%	5	8%	0	0%
Unknown ethnicity	2	0%	0	0%	0	0%
Unknown race	76	12%	3	5%	0	0%
Hispanic	0	0%	0	0%	0	0%
Non-Hispanic	0	0%	0	0%	0	0%
Unknown ethnicity	76	12%	3	5%	0	0%
Total	**625**		**66**		**10**	

Hospitalization counts include anyone who was hospitalized at some point during their illness. It does not reflect the number of people currently hospitalized.

Other race includes any person with a race of American Indian/Alaskan native, Asian, native Hawaiian/Pacific Islander, or other.

Outcomes for Florida residents		
Marion		
Hospitalizations	66	(11% of all cases)
Deaths	10	(2% of all cases)
Statewide		
Hospitalizations	14,244	(10% of all cases)
Deaths	3,419	(2% of all cases)

Cases in facility staff/residents		
Marion		
Long-term care	52	(8% of all cases)
Correctional	27	(4% of all cases)
Statewide		
Long-term care	13,021	(9% of all cases)
Correctional	3,645	(3% of all cases)

Laboratory testing for Florida residents and non-Florida residents over the past 2 weeks

Number and percent of positive labs

These counts include the number of people for whom the department received laboratory results by day. This percent is the number of people who test positive for the first time divided by all the people tested that day, excluding people who have previously tested positive.

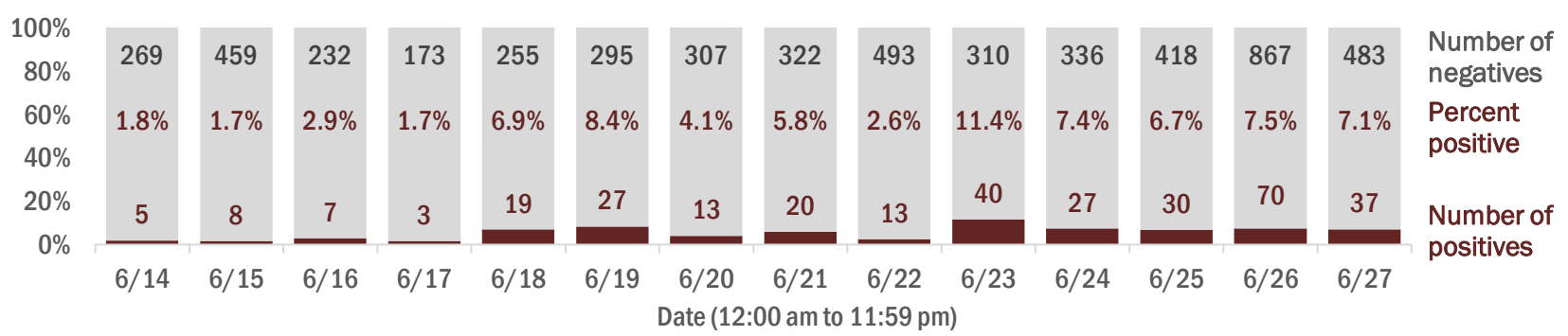

Emergency department (ED) and freestanding ED (FSED) chief complaint and admission data for Marion County

Daily percent of ED visits mentioning cough, fever, or shortness of breath

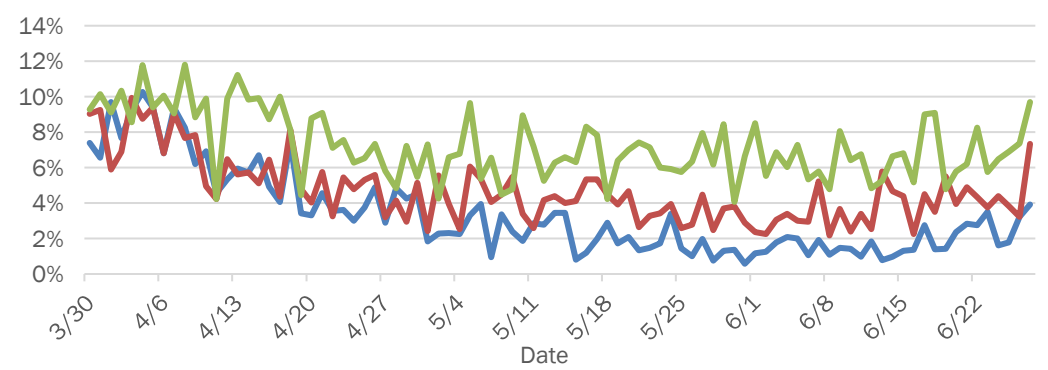

Weekly count of ED and FSED visits for influenza-like illness

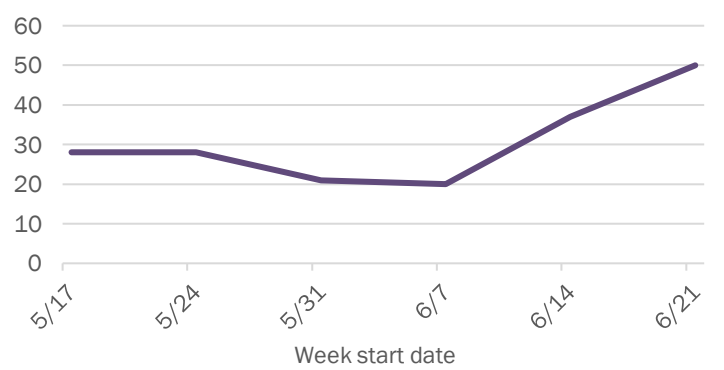

Daily percent of ED visits resulting in cough-associated admissions

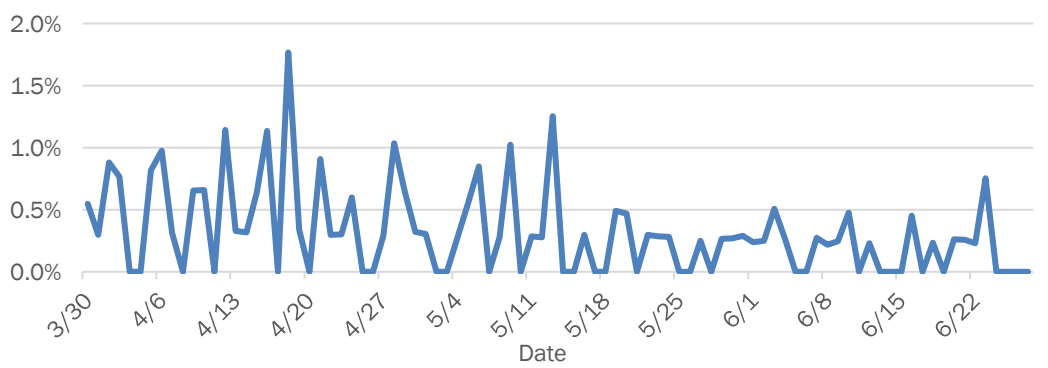

Weekly count of ED and FSED visits for COVID-like illness

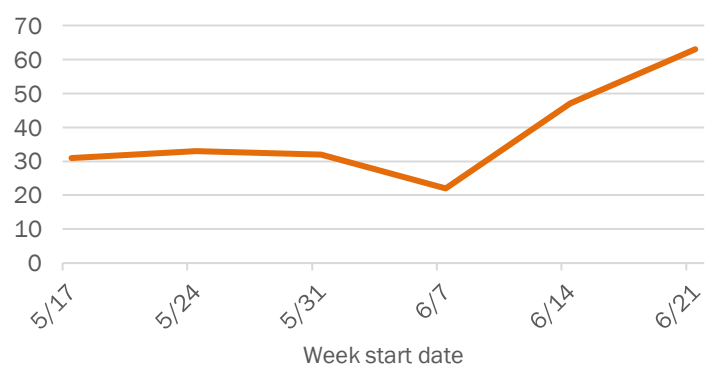

The Electronic Surveillance System for the Early Notification of Community-Based Epidemics (ESSENCE-FL) includes chief complaint data from 211 of 212 Florida EDs and 77 of 80 Florida FSEDs. Data are transmitted electronically to ESSENCE-FL daily or hourly.

COVID-19: summary for Martin County

Data through Jun 27, 2020 verified as of Jun 28, 2020 at 09:25 AM

Data in this report are provisional and subject to change.

Confirmed cases

Total cases	**1,910**
Florida residents	1,895
Non-Florida residents	15
Gender for Florida residents	
Men	1,024
Women	865
Unknown	6
Age for Florida residents	
Range	0 - 99
Median age	37

Cases confirmed in Florida residents dy date case confirmed

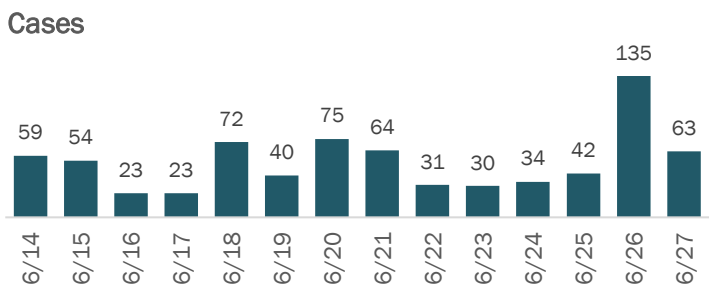

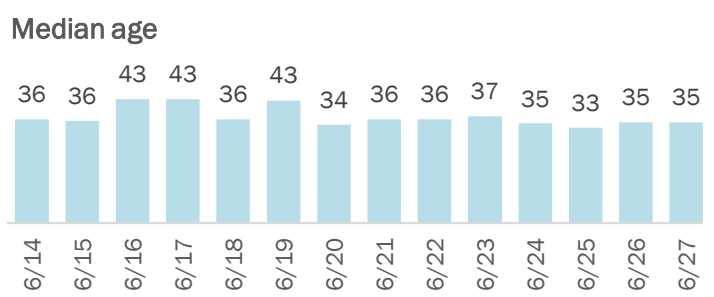

Race, ethnicity	Cases		Hospitalizations		Deaths	
White	657	35%	75	44%	18	72%
Hispanic	276	15%	9	5%	1	4%
Non-Hispanic	348	18%	61	36%	16	64%
Unknown ethnicity	33	2%	5	3%	1	4%
Black	81	4%	16	9%	1	4%
Hispanic	5	0%	1	1%	0	0%
Non-Hispanic	65	3%	13	8%	1	4%
Unknown ethnicity	11	1%	2	1%	0	0%
Other	632	33%	71	42%	6	24%
Hispanic	602	32%	70	41%	5	20%
Non-Hispanic	14	1%	0	0%	1	4%
Unknown ethnicity	16	1%	1	1%	0	0%
Unknown race	525	28%	7	4%	0	0%
Hispanic	159	8%	4	2%	0	0%
Non-Hispanic	1	0%	0	0%	0	0%
Unknown ethnicity	365	19%	3	2%	0	0%
Total	**1,895**		**169**		**25**	

Hospitalization counts include anyone who was hospitalized at some point during their illness. It does not reflect the number of people currently hospitalized.

Other race includes any person with a race of American Indian/Alaskan native, Asian, native Hawaiian/Pacific Islander, or other.

Outcomes for Florida residents

Martin		
Hospitalizations	169	(9% of all cases)
Deaths	25	(1% of all cases)
Statewide		
Hospitalizations	14,244	(10% of all cases)
Deaths	3,419	(2% of all cases)

Cases in facility staff/residents

Martin		
Long-term care	100	(5% of all cases)
Correctional	4	(0% of all cases)
Statewide		
Long-term care	13,021	(9% of all cases)
Correctional	3,645	(3% of all cases)

Laboratory testing for Florida residents and non-Florida residents over the past 2 weeks

Number and percent of positive labs

These counts include the number of people for whom the department received laboratory results by day. This percent is the number of people who test positive for the first time divided by all the people tested that day, excluding people who have previously tested positive.

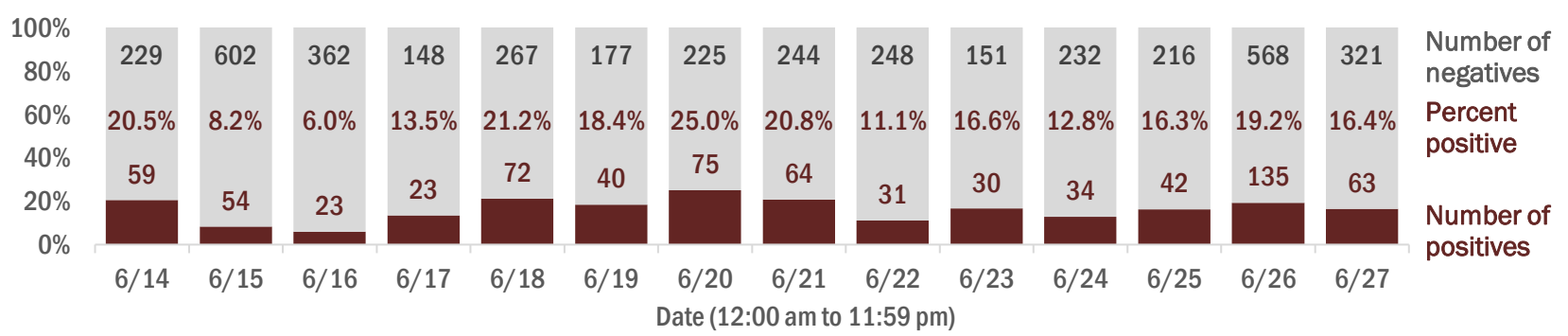

Emergency department (ED) and freestanding ED (FSED) chief complaint and admission data for Martin County

Daily percent of ED visits mentioning cough, fever, or shortness of breath

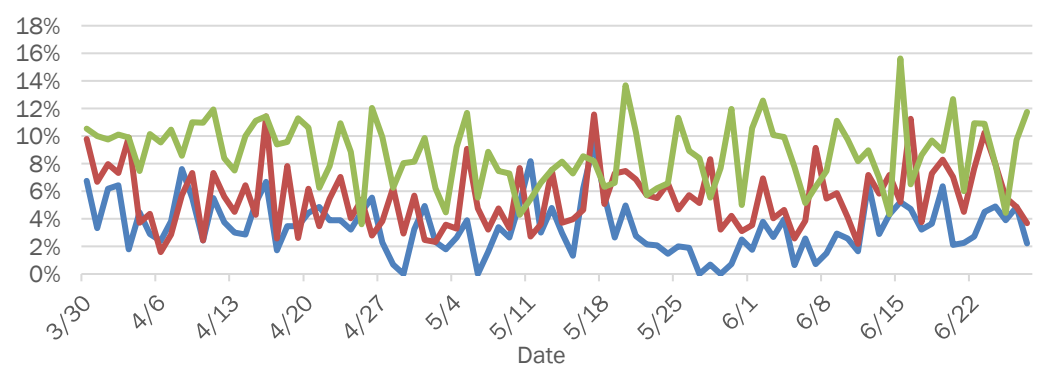

Weekly count of ED and FSED visits for influenza-like illness

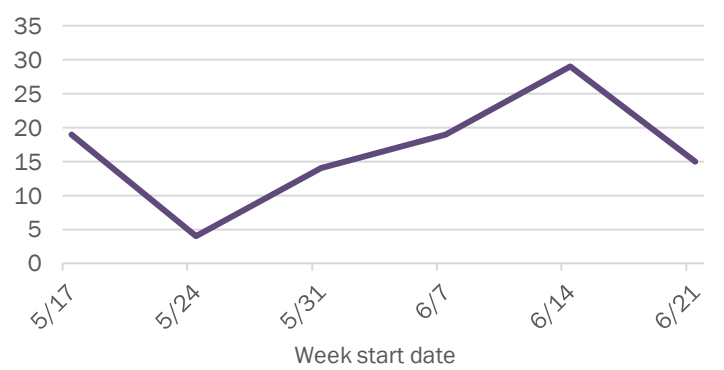

Daily percent of ED visits resulting in cough-associated admissions

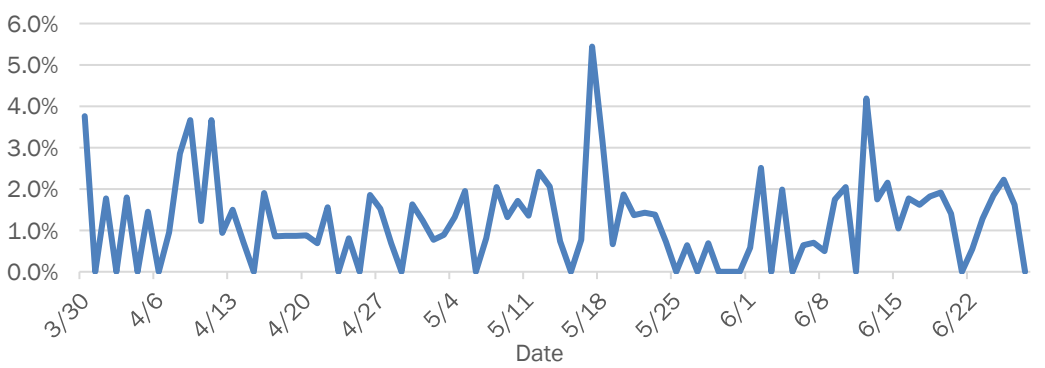

Weekly count of ED and FSED visits for COVID-like illness

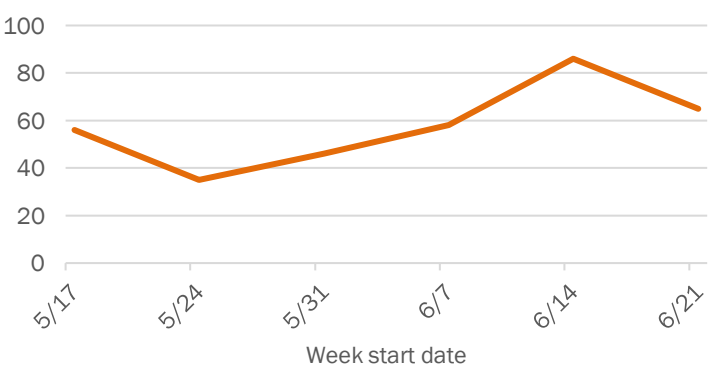

The Electronic Surveillance System for the Early Notification of Community-Based Epidemics (ESSENCE-FL) includes chief complaint data from 211 of 212 Florida EDs and 77 of 80 Florida FSEDs. Data are transmitted electronically to ESSENCE-FL daily or hourly.

COVID-19: summary for Monroe County

Data through Jun 27, 2020 verified as of Jun 28, 2020 at 09:25 AM

Data in this report are provisional and subject to change.

Confirmed cases

Total cases	**219**
Florida residents	204
Non-Florida residents	15
Gender for Florida residents	
Men	115
Women	89
Unknown	0
Age for Florida residents	
Range	2 - 100
Median age	51

Cases confirmed in Florida residents dy date case confirmed

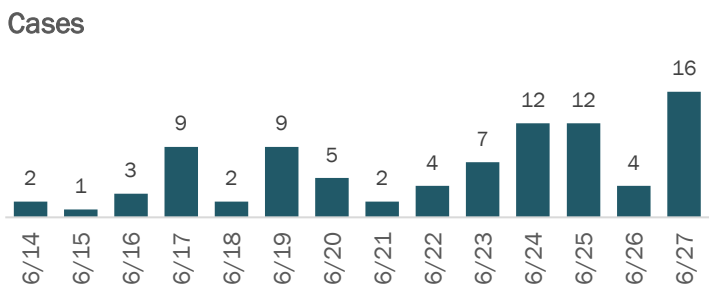

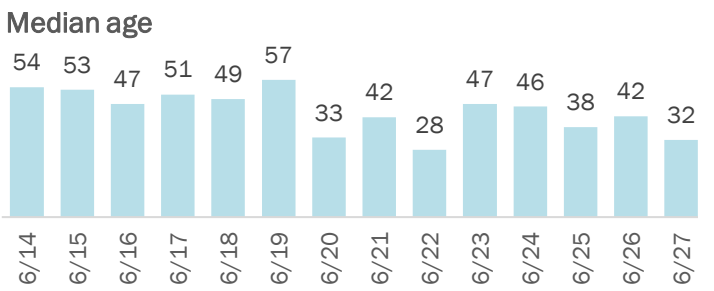

Race, ethnicity	Cases		Hospitalizations		Deaths	
White	148	73%	16	84%	3	75%
Hispanic	55	27%	4	21%	0	0%
Non-Hispanic	85	42%	12	63%	2	50%
Unknown ethnicity	8	4%	0	0%	1	25%
Black	8	4%	2	11%	1	25%
Hispanic	2	1%	0	0%	0	0%
Non-Hispanic	6	3%	2	11%	1	25%
Unknown ethnicity	0	0%	0	0%	0	0%
Other	4	2%	0	0%	0	0%
Hispanic	1	0%	0	0%	0	0%
Non-Hispanic	1	0%	0	0%	0	0%
Unknown ethnicity	2	1%	0	0%	0	0%
Unknown race	44	22%	1	5%	0	0%
Hispanic	1	0%	0	0%	0	0%
Non-Hispanic	2	1%	1	5%	0	0%
Unknown ethnicity	41	20%	0	0%	0	0%
Total	**204**		**19**		**4**	

Hospitalization counts include anyone who was hospitalized at some point during their illness. It does not reflect the number of people currently hospitalized.

Other race includes any person with a race of American Indian/Alaskan native, Asian, native Hawaiian/Pacific Islander, or other.

Outcomes for Florida residents

Monroe		
Hospitalizations	19	(9% of all cases)
Deaths	4	(2% of all cases)
Statewide		
Hospitalizations	14,244	(10% of all cases)
Deaths	3,419	(2% of all cases)

Cases in facility staff/residents

Monroe		
Long-term care	31	(15% of all cases)
Correctional	0	(0% of all cases)
Statewide		
Long-term care	13,021	(9% of all cases)
Correctional	3,645	(3% of all cases)

Laboratory testing for Florida residents and non-Florida residents over the past 2 weeks

Number and percent of positive labs

These counts include the number of people for whom the department received laboratory results by day. This percent is the number of people who test positive for the first time divided by all the people tested that day, excluding people who have previously tested positive.

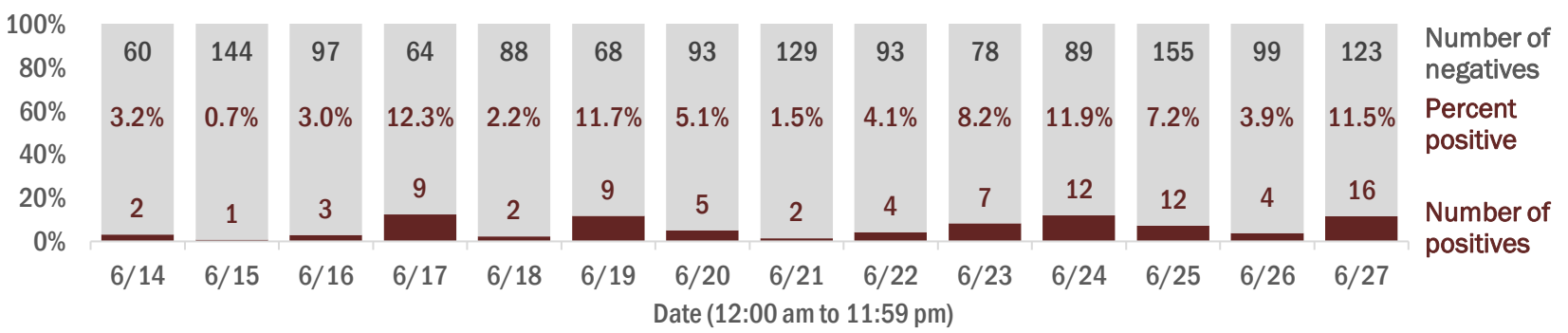

Emergency department (ED) and freestanding ED (FSED) chief complaint and admission data for Monroe County

Daily percent of ED visits mentioning cough, fever, or shortness of breath

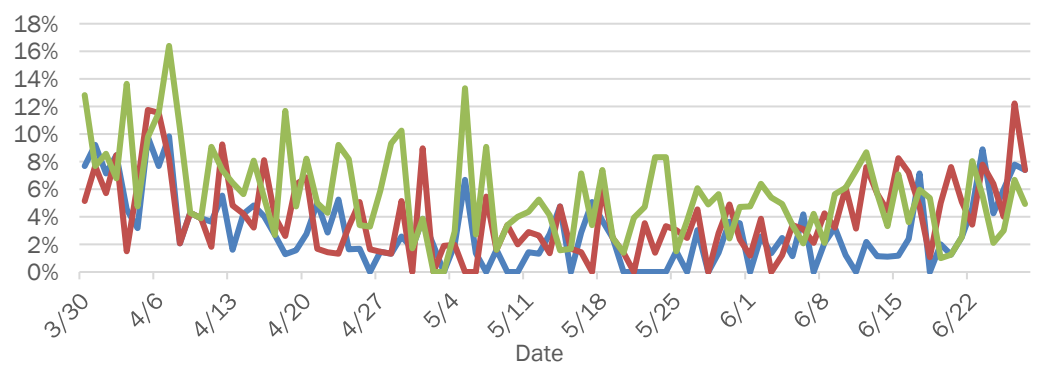

Weekly count of ED and FSED visits for influenza-like illness

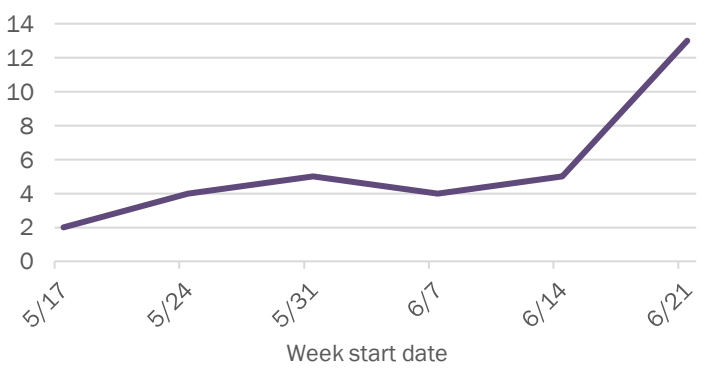

Daily percent of ED visits resulting in cough-associated admissions

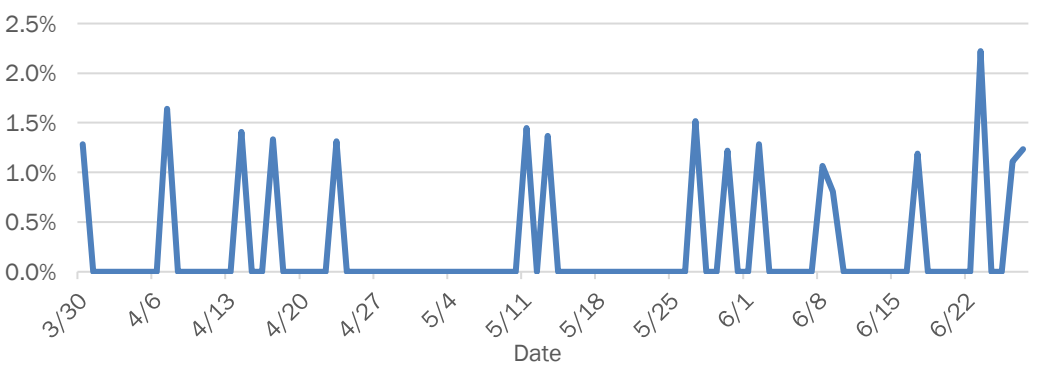

Weekly count of ED and FSED visits for COVID-like illness

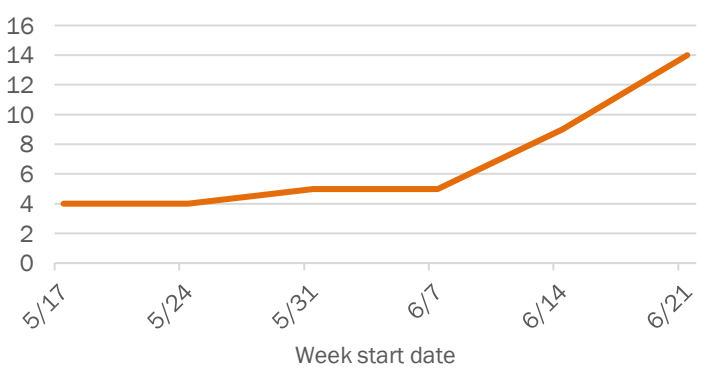

The Electronic Surveillance System for the Early Notification of Community-Based Epidemics (ESSENCE-FL) includes chief complaint data from 211 of 212 Florida EDs and 77 of 80 Florida FSEDs. Data are transmitted electronically to ESSENCE-FL daily or hourly.

COVID-19: summary for Nassau County

Data through Jun 27, 2020 verified as of Jun 28, 2020 at 09:25 AM

Data in this report are provisional and subject to change.

Confirmed cases

Total cases	**169**
Florida residents	161
Non-Florida residents	8
Gender for Florida residents	
Men	84
Women	77
Unknown	0
Age for Florida residents	
Range	1 - 89
Median age	41

Cases confirmed in Florida residents dy date case confirmed

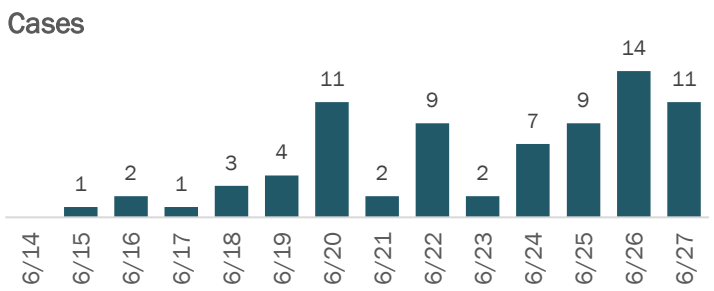

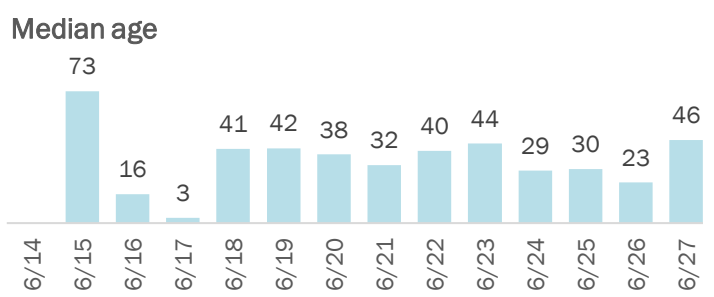

Race, ethnicity	Cases		Hospitalizations		Deaths	
White	104	65%	9	53%	1	100%
Hispanic	0	0%	0	0%	0	0%
Non-Hispanic	101	63%	9	53%	1	100%
Unknown ethnicity	3	2%	0	0%	0	0%
Black	21	13%	5	29%	0	0%
Hispanic	0	0%	0	0%	0	0%
Non-Hispanic	21	13%	5	29%	0	0%
Unknown ethnicity	0	0%	0	0%	0	0%
Other	4	2%	2	12%	0	0%
Hispanic	2	1%	1	6%	0	0%
Non-Hispanic	2	1%	1	6%	0	0%
Unknown ethnicity	0	0%	0	0%	0	0%
Unknown race	32	20%	1	6%	0	0%
Hispanic	0	0%	0	0%	0	0%
Non-Hispanic	3	2%	0	0%	0	0%
Unknown ethnicity	29	18%	1	6%	0	0%
Total	**161**		**17**		**1**	

Hospitalization counts include anyone who was hospitalized at some point during their illness. It does not reflect the number of people currently hospitalized.

Other race includes any person with a race of American Indian/Alaskan native, Asian, native Hawaiian/Pacific Islander, or other.

Outcomes for Florida residents		
Nassau		
Hospitalizations	17	(11% of all cases)
Deaths	1	(1% of all cases)
Statewide		
Hospitalizations	14,244	(10% of all cases)
Deaths	3,419	(2% of all cases)

Cases in facility staff/residents		
Nassau		
Long-term care	15	(9% of all cases)
Correctional	2	(1% of all cases)
Statewide		
Long-term care	13,021	(9% of all cases)
Correctional	3,645	(3% of all cases)

Laboratory testing for Florida residents and non-Florida residents over the past 2 weeks

Number and percent of positive labs

These counts include the number of people for whom the department received laboratory results by day. This percent is the number of people who test positive for the first time divided by all the people tested that day, excluding people who have previously tested positive.

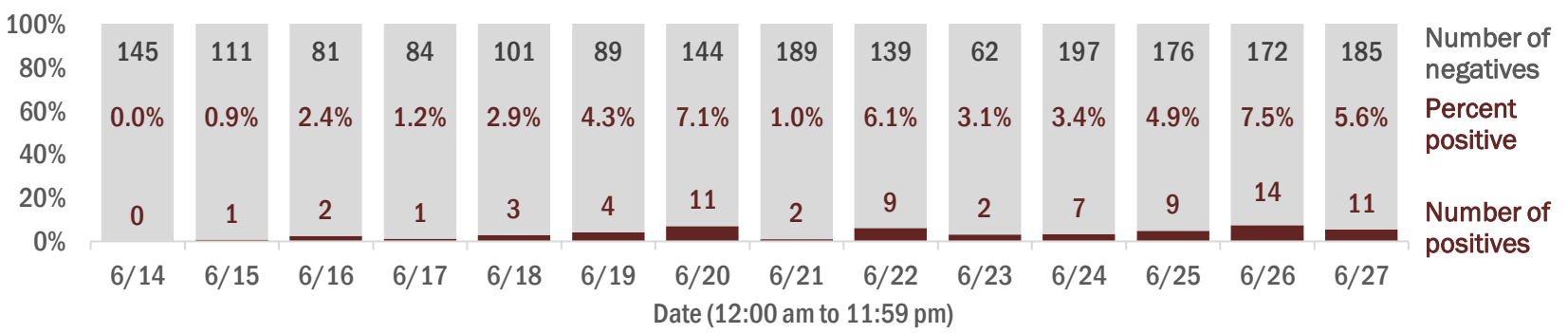

Emergency department (ED) and freestanding ED (FSED) chief complaint and admission data for Nassau County

Daily percent of ED visits mentioning cough, fever, or shortness of breath

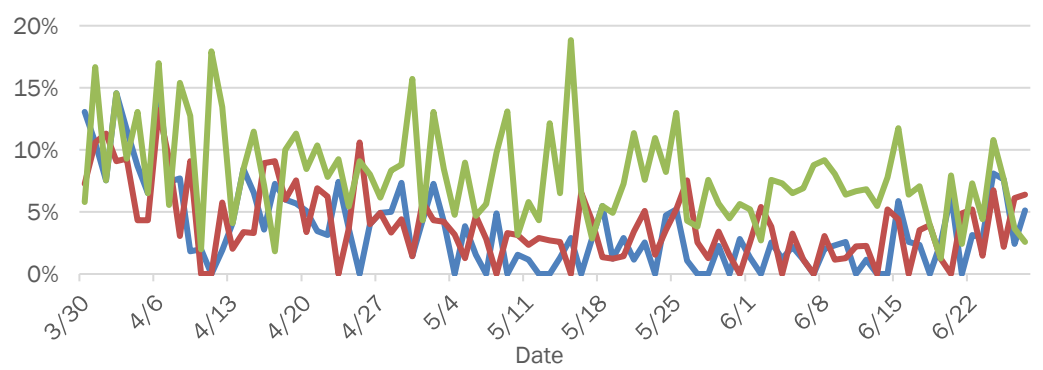

Weekly count of ED and FSED visits for influenza-like illness

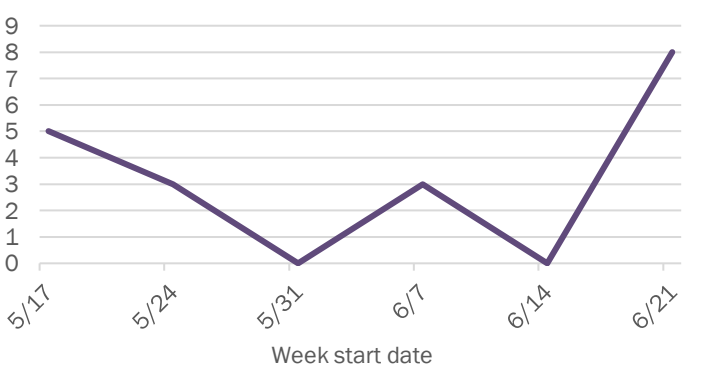

Daily percent of ED visits resulting in cough-associated admissions

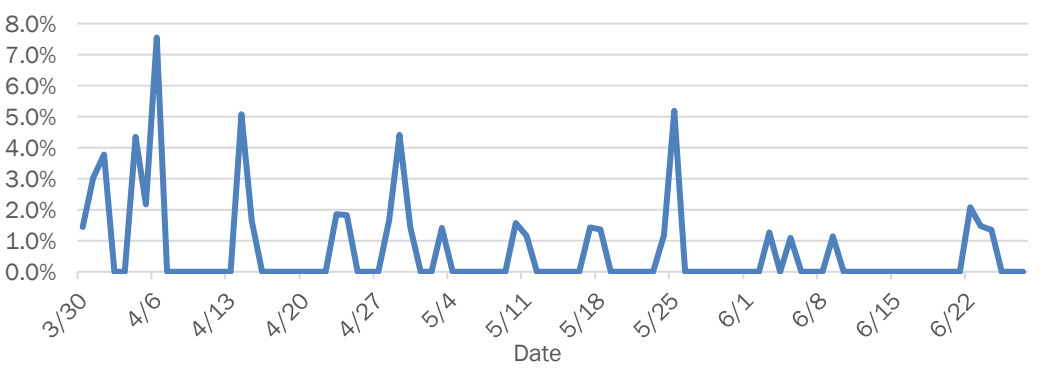

Weekly count of ED and FSED visits for COVID-like illness

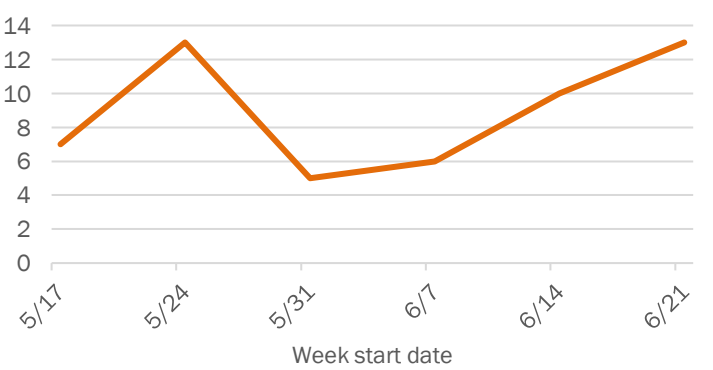

The Electronic Surveillance System for the Early Notification of Community-Based Epidemics (ESSENCE-FL) includes chief complaint data from 211 of 212 Florida EDs and 77 of 80 Florida FSEDs. Data are transmitted electronically to ESSENCE-FL daily or hourly.

COVID-19: summary for Okaloosa County

Data through Jun 27, 2020 verified as of Jun 28, 2020 at 09:25 AM

Data in this report are provisional and subject to change.

Confirmed cases

Total cases	601
Florida residents	588
Non-Florida residents	13
Gender for Florida residents	
Men	295
Women	293
Unknown	0
Age for Florida residents	
Range	0 - 96
Median age	39

Cases confirmed in Florida residents dy date case confirmed

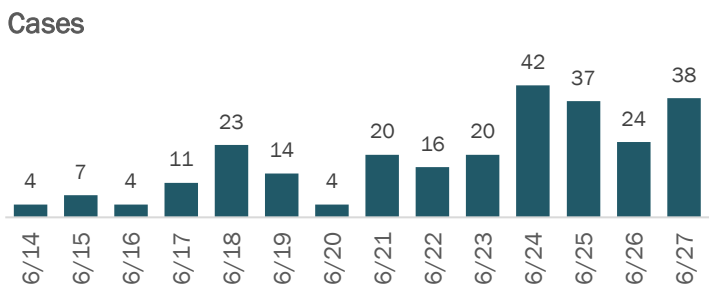

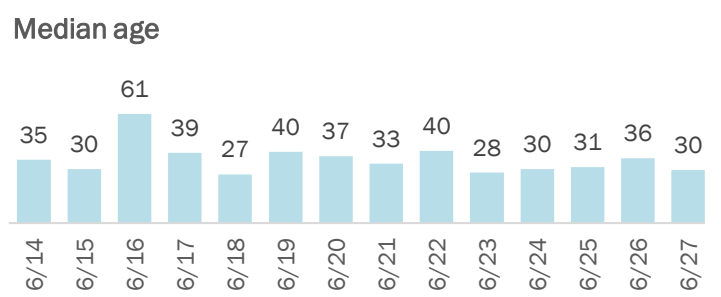

Race, ethnicity	Cases		Hospitalizations		Deaths	
White	419	71%	40	69%	5	83%
Hispanic	119	20%	14	24%	0	0%
Non-Hispanic	296	50%	26	45%	5	83%
Unknown ethnicity	4	1%	0	0%	0	0%
Black	48	8%	14	24%	1	17%
Hispanic	4	1%	0	0%	0	0%
Non-Hispanic	43	7%	14	24%	1	17%
Unknown ethnicity	1	0%	0	0%	0	0%
Other	56	10%	4	7%	0	0%
Hispanic	32	5%	2	3%	0	0%
Non-Hispanic	21	4%	2	3%	0	0%
Unknown ethnicity	3	1%	0	0%	0	0%
Unknown race	65	11%	0	0%	0	0%
Hispanic	2	0%	0	0%	0	0%
Non-Hispanic	0	0%	0	0%	0	0%
Unknown ethnicity	63	11%	0	0%	0	0%
Total	**588**		**58**		**6**	

Hospitalization counts include anyone who was hospitalized at some point during their illness. It does not reflect the number of people currently hospitalized.

Other race includes any person with a race of American Indian/Alaskan native, Asian, native Hawaiian/Pacific Islander, or other.

Outcomes for Florida residents		
Okaloosa		
Hospitalizations	58	(10% of all cases)
Deaths	6	(1% of all cases)
Statewide		
Hospitalizations	14,244	(10% of all cases)
Deaths	3,419	(2% of all cases)

Cases in facility staff/residents		
Okaloosa		
Long-term care	41	(7% of all cases)
Correctional	1	(0% of all cases)
Statewide		
Long-term care	13,021	(9% of all cases)
Correctional	3,645	(3% of all cases)

Laboratory testing for Florida residents and non-Florida residents over the past 2 weeks

Number and percent of positive labs

These counts include the number of people for whom the department received laboratory results by day. This percent is the number of people who test positive for the first time divided by all the people tested that day, excluding people who have previously tested positive.

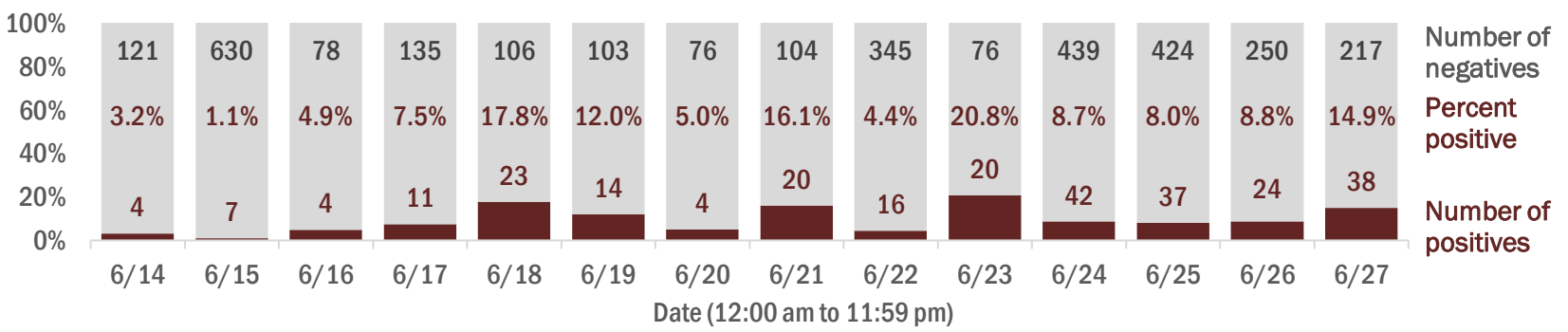

Emergency department (ED) and freestanding ED (FSED) chief complaint and admission data for Okaloosa County

Daily percent of ED visits mentioning cough, fever, or shortness of breath

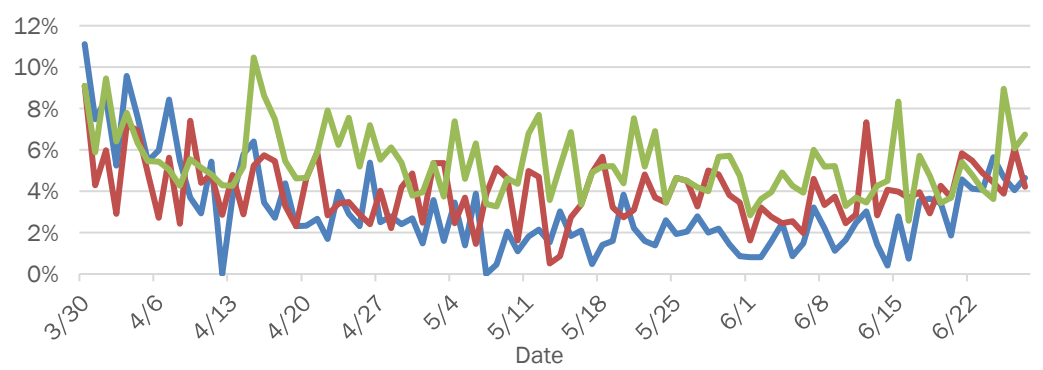

Weekly count of ED and FSED visits for influenza-like illness

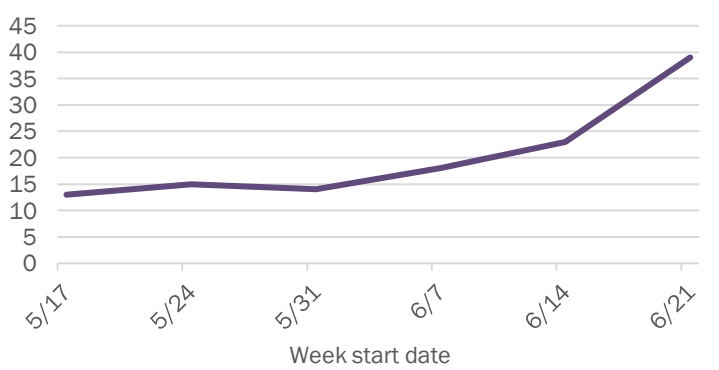

Daily percent of ED visits resulting in cough-associated admissions

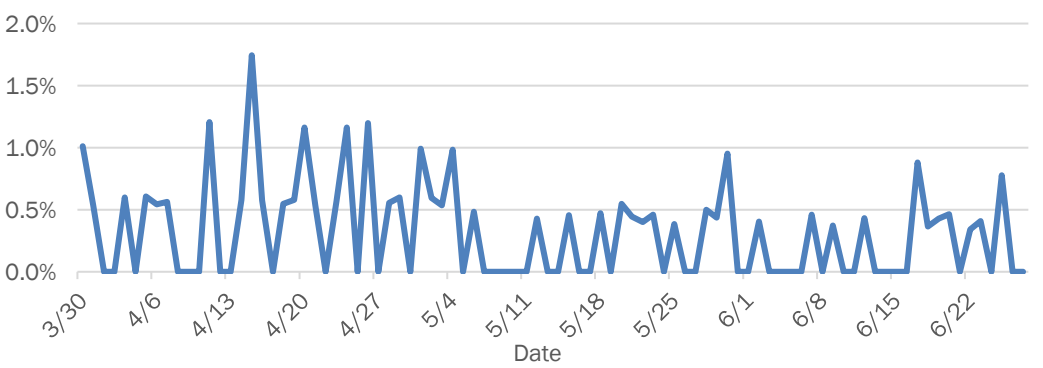

Weekly count of ED and FSED visits for COVID-like illness

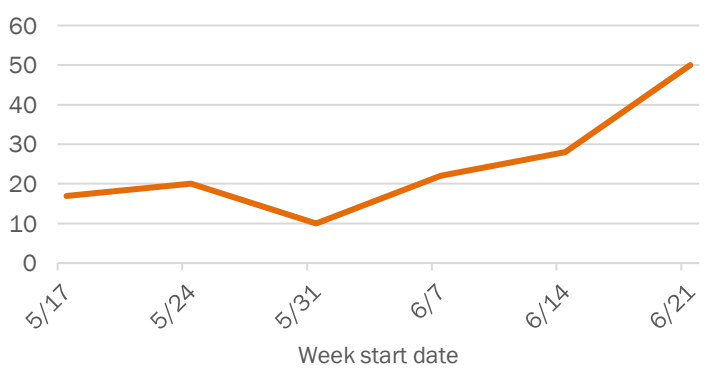

The Electronic Surveillance System for the Early Notification of Community-Based Epidemics (ESSENCE-FL) includes chief complaint data from 211 of 212 Florida EDs and 77 of 80 Florida FSEDs. Data are transmitted electronically to ESSENCE-FL daily or hourly.

COVID-19: summary for Okeechobee County

Data through Jun 27, 2020 verified as of Jun 28, 2020 at 09:25 AM

Data in this report are provisional and subject to change.

Confirmed cases

Total cases	**343**
Florida residents	341
Non-Florida residents	2
Gender for Florida residents	
Men	167
Women	174
Unknown	0
Age for Florida residents	
Range	0 - 93
Median age	34

Cases confirmed in Florida residents dy date case confirmed

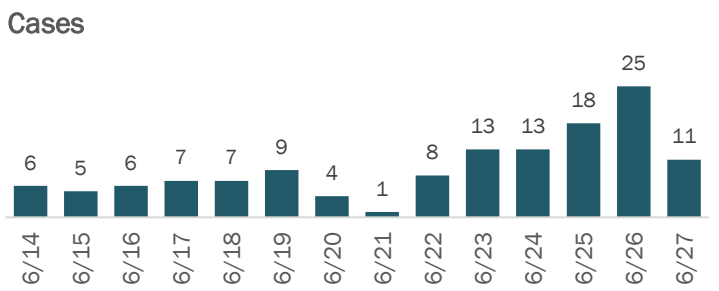

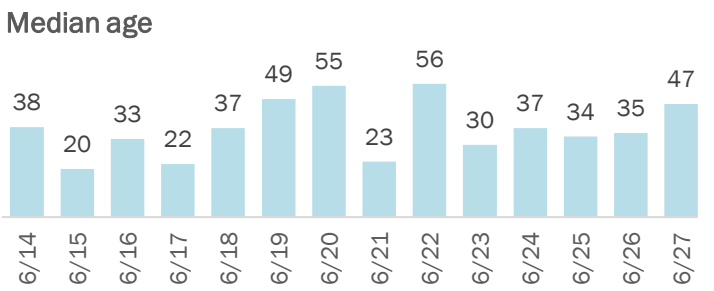

Race, ethnicity	Cases		Hospitalizations		Deaths	
White	242	71%	18	62%	0	N/A
Hispanic	152	45%	5	17%	0	N/A
Non-Hispanic	87	26%	13	45%	0	N/A
Unknown ethnicity	3	1%	0	0%	0	N/A
Black	30	9%	3	10%	0	N/A
Hispanic	1	0%	0	0%	0	N/A
Non-Hispanic	29	9%	3	10%	0	N/A
Unknown ethnicity	0	0%	0	0%	0	N/A
Other	31	9%	8	28%	0	N/A
Hispanic	27	8%	8	28%	0	N/A
Non-Hispanic	3	1%	0	0%	0	N/A
Unknown ethnicity	1	0%	0	0%	0	N/A
Unknown race	38	11%	0	0%	0	N/A
Hispanic	3	1%	0	0%	0	N/A
Non-Hispanic	1	0%	0	0%	0	N/A
Unknown ethnicity	34	10%	0	0%	0	N/A
Total	**341**		**29**		**0**	

Hospitalization counts include anyone who was hospitalized at some point during their illness. It does not reflect the number of people currently hospitalized.

Other race includes any person with a race of American Indian/Alaskan native, Asian, native Hawaiian/Pacific Islander, or other.

Outcomes for Florida residents		
Okeechobee		
Hospitalizations	29	(9% of all cases)
Deaths	0	(0% of all cases)
Statewide		
Hospitalizations	14,244	(10% of all cases)
Deaths	3,419	(2% of all cases)

Cases in facility staff/residents		
Okeechobee		
Long-term care	15	(4% of all cases)
Correctional	39	(11% of all cases)
Statewide		
Long-term care	13,021	(9% of all cases)
Correctional	3,645	(3% of all cases)

Laboratory testing for Florida residents and non-Florida residents over the past 2 weeks

Number and percent of positive labs

These counts include the number of people for whom the department received laboratory results by day. This percent is the number of people who test positive for the first time divided by all the people tested that day, excluding people who have previously tested positive.

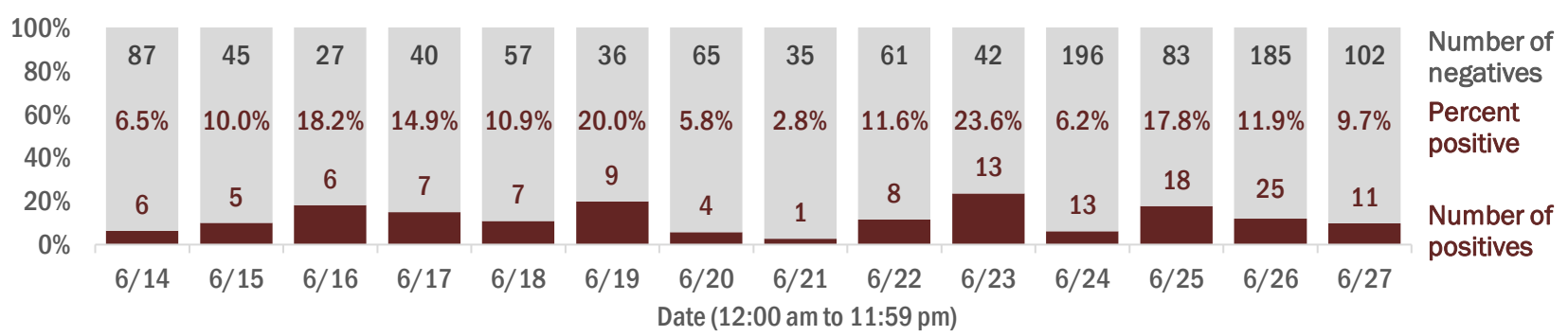

Emergency department (ED) and freestanding ED (FSED) chief complaint and admission data for Okeechobee County

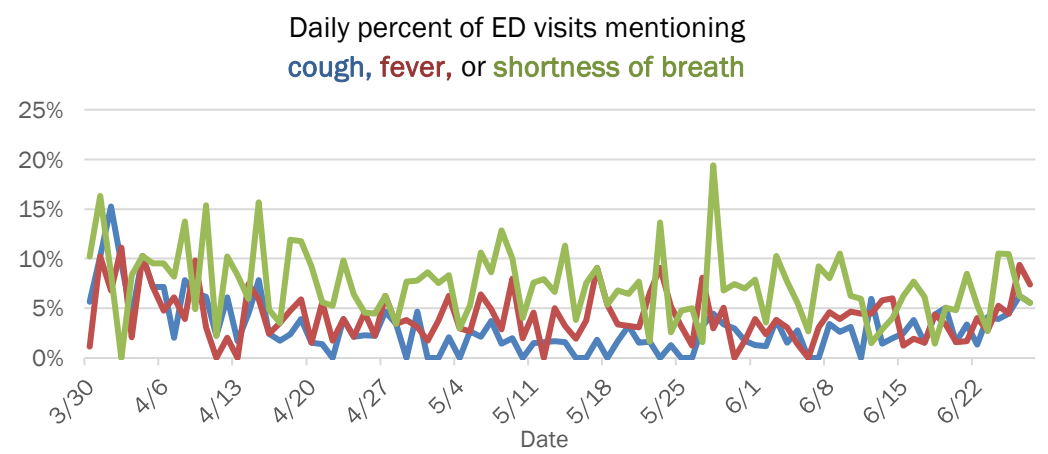

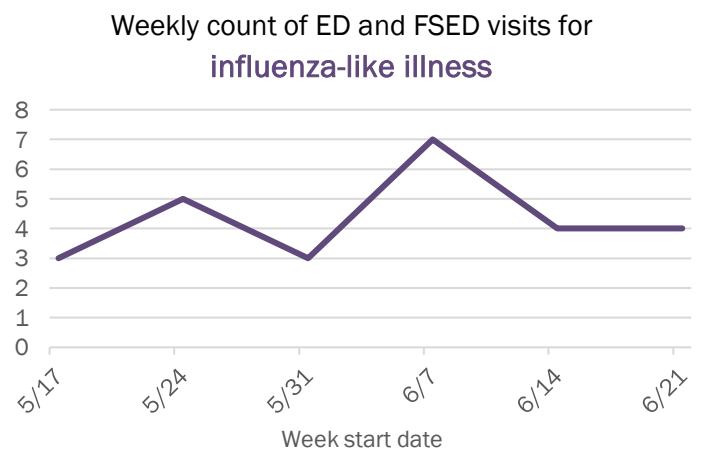

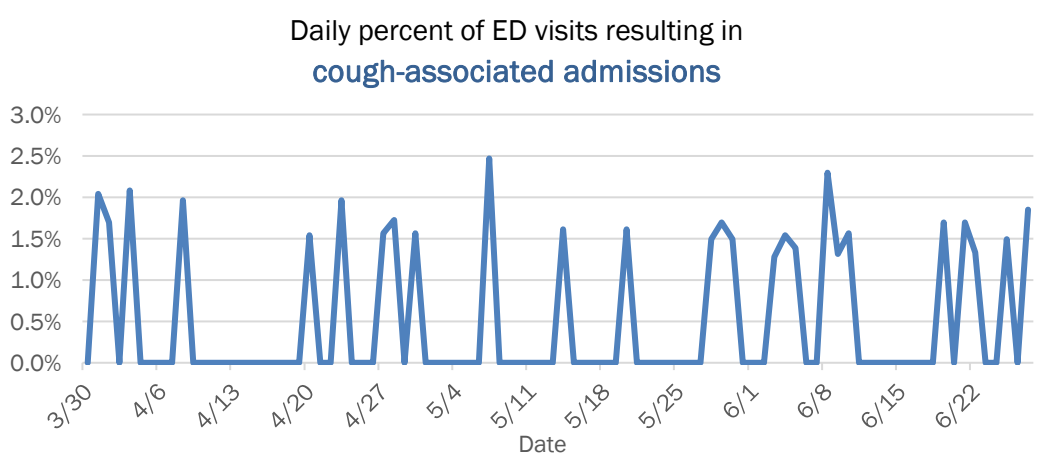

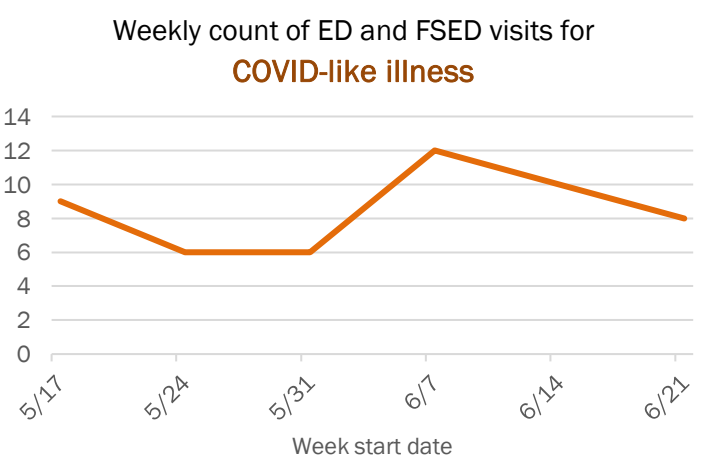

The Electronic Surveillance System for the Early Notification of Community-Based Epidemics (ESSENCE-FL) includes chief complaint data from 211 of 212 Florida EDs and 77 of 80 Florida FSEDs. Data are transmitted electronically to ESSENCE-FL daily or hourly.

COVID-19: summary for Orange County

Data through Jun 27, 2020 verified as of Jun 28, 2020 at 09:25 AM

Data in this report are provisional and subject to change.

Confirmed cases

Total cases	**9,671**
Florida residents	9,491
Non-Florida residents	180
Gender for Florida residents	
Men	4,965
Women	4,475
Unknown	51
Age for Florida residents	
Range	0 - 103
Median age	32

Cases confirmed in Florida residents dy date case confirmed

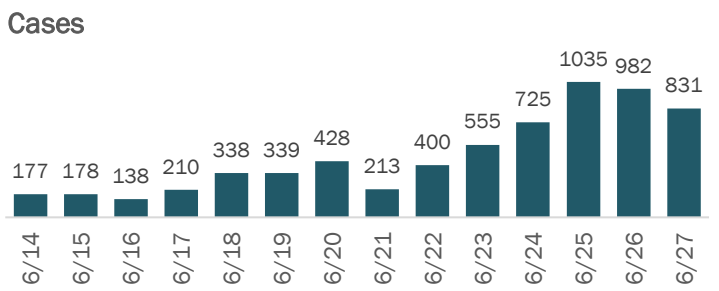

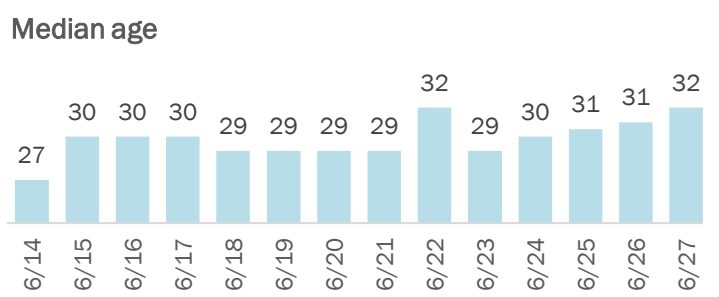

Race, ethnicity	Cases		Hospitalizations		Deaths	
White	2,448	26%	182	41%	21	38%
Hispanic	576	6%	73	17%	10	18%
Non-Hispanic	787	8%	100	23%	11	20%
Unknown ethnicity	1,085	11%	9	2%	0	0%
Black	1,228	13%	113	26%	15	27%
Hispanic	45	0%	4	1%	0	0%
Non-Hispanic	863	9%	106	24%	15	27%
Unknown ethnicity	320	3%	3	1%	0	0%
Other	1,694	18%	140	32%	17	30%
Hispanic	686	7%	89	20%	10	18%
Non-Hispanic	294	3%	46	10%	7	13%
Unknown ethnicity	714	8%	5	1%	0	0%
Unknown race	4,121	43%	4	1%	3	5%
Hispanic	186	2%	2	0%	0	0%
Non-Hispanic	168	2%	1	0%	0	0%
Unknown ethnicity	3,767	40%	1	0%	3	5%
Total	**9,491**		**439**		**56**	

Hospitalization counts include anyone who was hospitalized at some point during their illness. It does not reflect the number of people currently hospitalized.

Other race includes any person with a race of American Indian/Alaskan native, Asian, native Hawaiian/Pacific Islander, or other.

Outcomes for Florida residents		
Orange		
Hospitalizations	439	(5% of all cases)
Deaths	56	(1% of all cases)
Statewide		
Hospitalizations	14,244	(10% of all cases)
Deaths	3,419	(2% of all cases)

Cases in facility staff/residents		
Orange		
Long-term care	141	(1% of all cases)
Correctional	21	(0% of all cases)
Statewide		
Long-term care	13,021	(9% of all cases)
Correctional	3,645	(3% of all cases)

Laboratory testing for Florida residents and non-Florida residents over the past 2 weeks

Number and percent of positive labs

These counts include the number of people for whom the department received laboratory results by day. This percent is the number of people who test positive for the first time divided by all the people tested that day, excluding people who have previously tested positive.

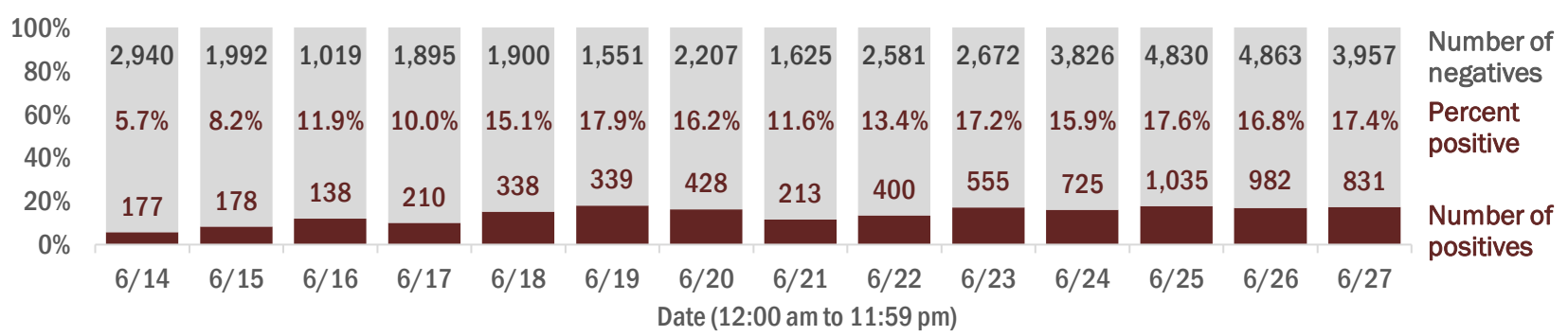

Emergency department (ED) and freestanding ED (FSED) chief complaint and admission data for Orange County

Daily percent of ED visits mentioning cough, fever, or shortness of breath

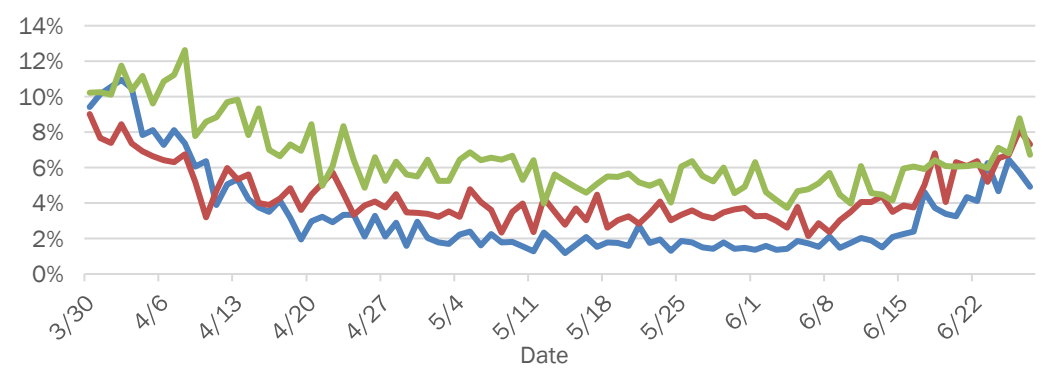

Weekly count of ED and FSED visits for influenza-like illness

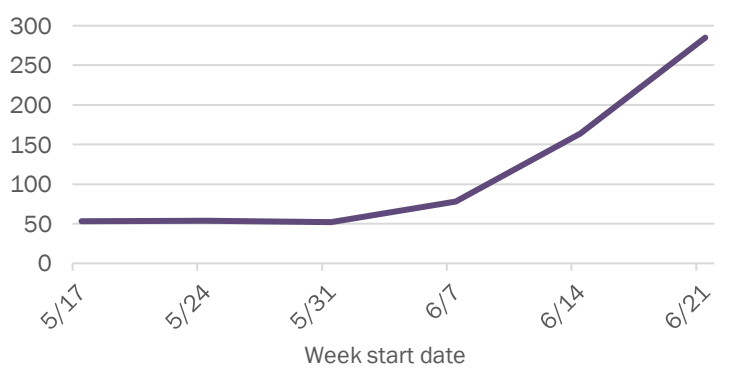

Daily percent of ED visits resulting in cough-associated admissions

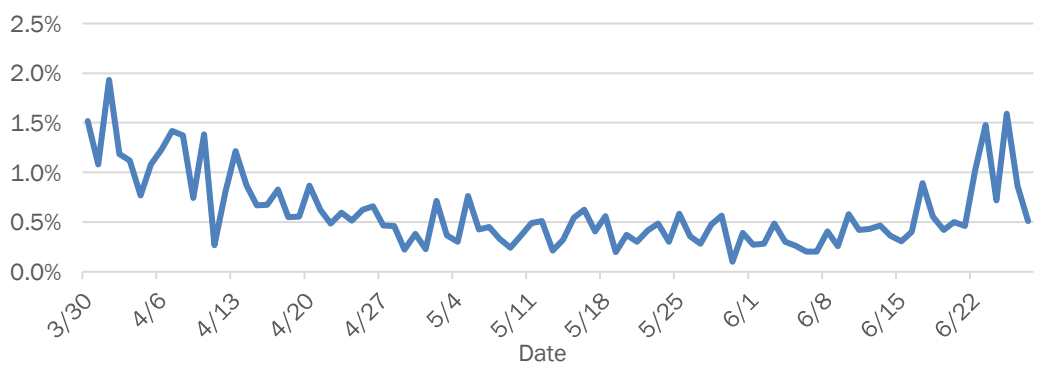

Weekly count of ED and FSED visits for COVID-like illness

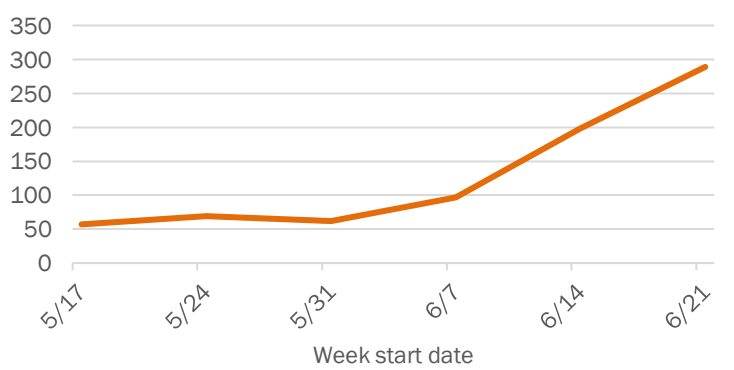

The Electronic Surveillance System for the Early Notification of Community-Based Epidemics (ESSENCE-FL) includes chief complaint data from 211 of 212 Florida EDs and 77 of 80 Florida FSEDs. Data are transmitted electronically to ESSENCE-FL daily or hourly.

COVID-19: summary for Osceola County

Data through Jun 27, 2020 verified as of Jun 28, 2020 at 09:25 AM

Data in this report are provisional and subject to change.

Confirmed cases

Total cases	**1,833**
Florida residents	1,780
Non-Florida residents	53
Gender for Florida residents	
Men	891
Women	885
Unknown	4
Age for Florida residents	
Range	0 - 102
Median age	38

Cases confirmed in Florida residents dy date case confirmed

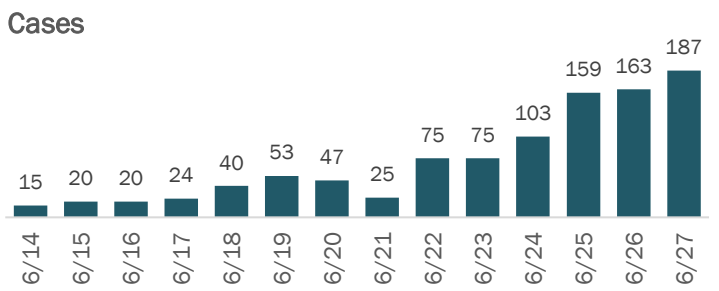

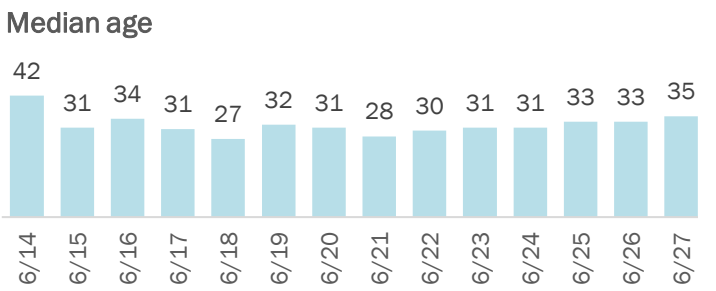

Race, ethnicity	Cases		Hospitalizations		Deaths	
White	720	40%	91	48%	15	63%
Hispanic	412	23%	48	25%	9	38%
Non-Hispanic	210	12%	36	19%	6	25%
Unknown ethnicity	98	6%	7	4%	0	0%
Black	132	7%	19	10%	0	0%
Hispanic	19	1%	1	1%	0	0%
Non-Hispanic	104	6%	18	9%	0	0%
Unknown ethnicity	9	1%	0	0%	0	0%
Other	647	36%	80	42%	9	38%
Hispanic	439	25%	63	33%	7	29%
Non-Hispanic	114	6%	12	6%	2	8%
Unknown ethnicity	94	5%	5	3%	0	0%
Unknown race	281	16%	0	0%	0	0%
Hispanic	39	2%	0	0%	0	0%
Non-Hispanic	7	0%	0	0%	0	0%
Unknown ethnicity	235	13%	0	0%	0	0%
Total	**1,780**		**190**		**24**	

Hospitalization counts include anyone who was hospitalized at some point during their illness. It does not reflect the number of people currently hospitalized.

Other race includes any person with a race of American Indian/Alaskan native, Asian, native Hawaiian/Pacific Islander, or other.

Outcomes for Florida residents

Osceola		
Hospitalizations	190	(11% of all cases)
Deaths	24	(1% of all cases)
Statewide		
Hospitalizations	14,244	(10% of all cases)
Deaths	3,419	(2% of all cases)

Cases in facility staff/residents

Osceola		
Long-term care	86	(5% of all cases)
Correctional	6	(0% of all cases)
Statewide		
Long-term care	13,021	(9% of all cases)
Correctional	3,645	(3% of all cases)

Laboratory testing for Florida residents and non-Florida residents over the past 2 weeks

Number and percent of positive labs

These counts include the number of people for whom the department received laboratory results by day. This percent is the number of people who test positive for the first time divided by all the people tested that day, excluding people who have previously tested positive.

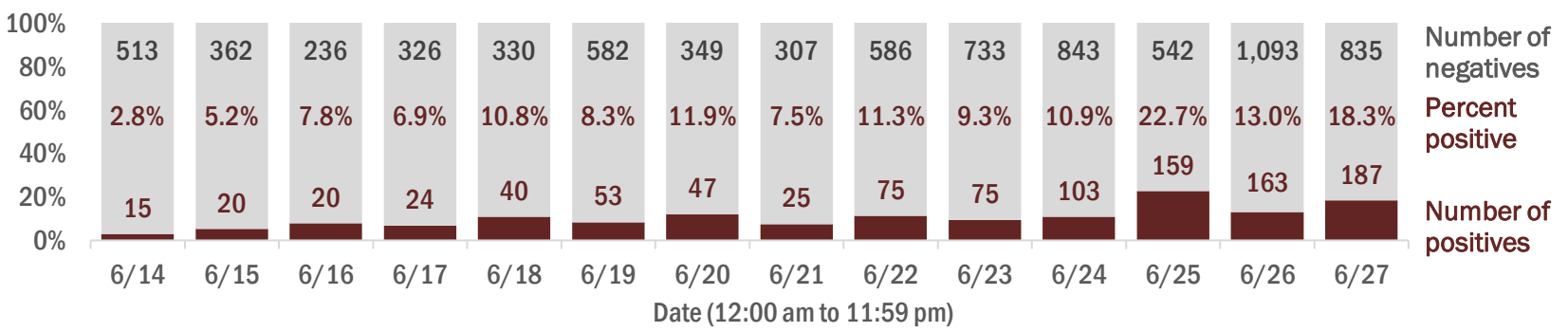

Emergency department (ED) and freestanding ED (FSED) chief complaint and admission data for Osceola County

Daily percent of ED visits mentioning cough, fever, or shortness of breath

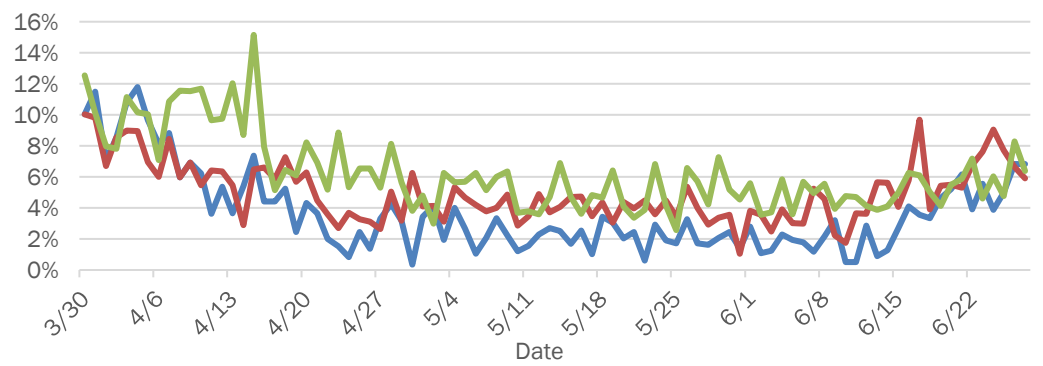

Weekly count of ED and FSED visits for influenza-like illness

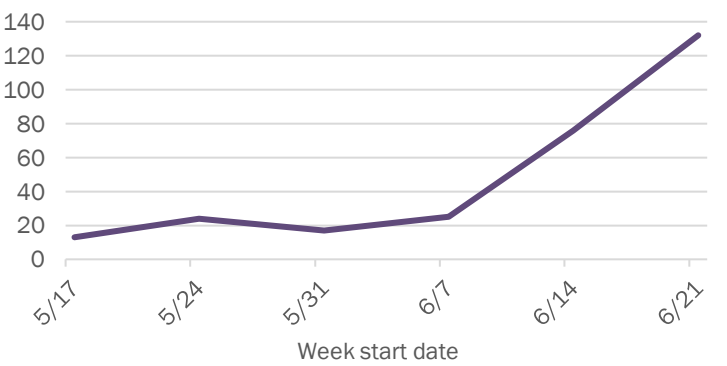

Daily percent of ED visits resulting in cough-associated admissions

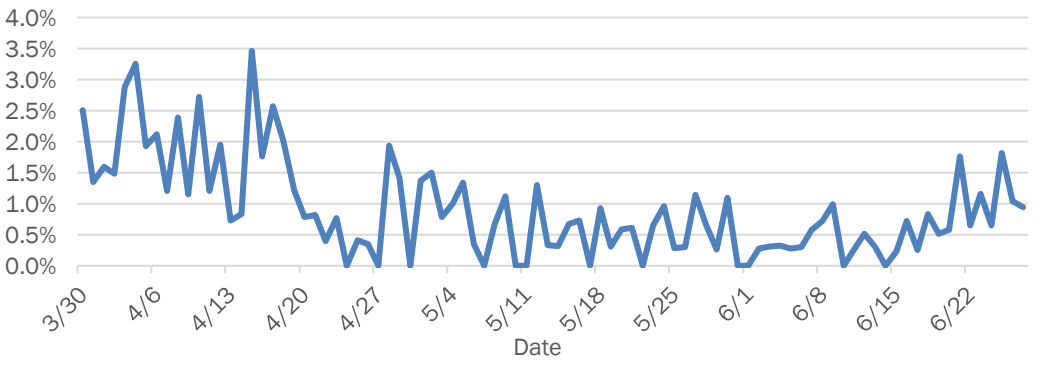

Weekly count of ED and FSED visits for COVID-like illness

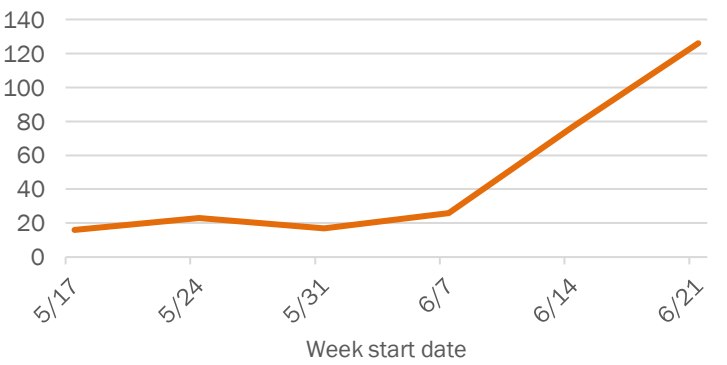

The Electronic Surveillance System for the Early Notification of Community-Based Epidemics (ESSENCE-FL) includes chief complaint data from 211 of 212 Florida EDs and 77 of 80 Florida FSEDs. Data are transmitted electronically to ESSENCE-FL daily or hourly.

COVID-19: summary for Palm Beach County

Data through Jun 27, 2020 verified as of Jun 28, 2020 at 09:25 AM

Data in this report are provisional and subject to change.

Confirmed cases

Total cases	**13,389**
Florida residents	13,248
Non-Florida residents	141
Gender for Florida residents	
Men	6,626
Women	6,592
Unknown	30
Age for Florida residents	
Range	0 - 104
Median age	43

Cases confirmed in Florida residents dy date case confirmed

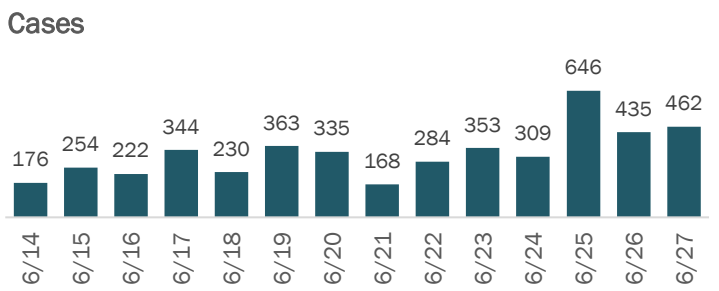

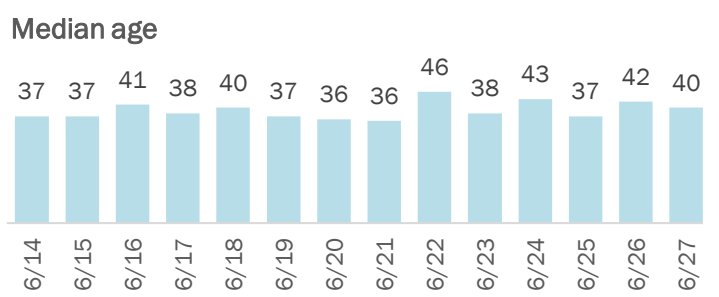

Race, ethnicity	Cases		Hospitalizations		Deaths	
White	5,425	41%	980	57%	343	68%
Hispanic	2,458	19%	266	15%	41	8%
Non-Hispanic	2,747	21%	700	41%	294	58%
Unknown ethnicity	220	2%	14	1%	8	2%
Black	2,269	17%	434	25%	96	19%
Hispanic	71	1%	5	0%	0	0%
Non-Hispanic	2,075	16%	419	24%	94	19%
Unknown ethnicity	123	1%	10	1%	2	0%
Other	2,119	16%	280	16%	43	9%
Hispanic	1,777	13%	228	13%	33	7%
Non-Hispanic	299	2%	46	3%	8	2%
Unknown ethnicity	43	0%	6	0%	2	0%
Unknown race	3,435	26%	33	2%	21	4%
Hispanic	137	1%	4	0%	5	1%
Non-Hispanic	29	0%	2	0%	1	0%
Unknown ethnicity	3,269	25%	27	2%	15	3%
Total	**13,248**		**1,727**		**503**	

Hospitalization counts include anyone who was hospitalized at some point during their illness. It does not reflect the number of people currently hospitalized.

Other race includes any person with a race of American Indian/Alaskan native, Asian, native Hawaiian/Pacific Islander, or other.

Outcomes for Florida residents		
Palm Beach		
Hospitalizations	1,727	(13% of all cases)
Deaths	503	(4% of all cases)
Statewide		
Hospitalizations	14,244	(10% of all cases)
Deaths	3,419	(2% of all cases)

Cases in facility staff/residents		
Palm Beach		
Long-term care	1,263	(10% of all cases)
Correctional	344	(3% of all cases)
Statewide		
Long-term care	13,021	(9% of all cases)
Correctional	3,645	(3% of all cases)

Laboratory testing for Florida residents and non-Florida residents over the past 2 weeks

Number and percent of positive labs

These counts include the number of people for whom the department received laboratory results by day. This percent is the number of people who test positive for the first time divided by all the people tested that day, excluding people who have previously tested positive.

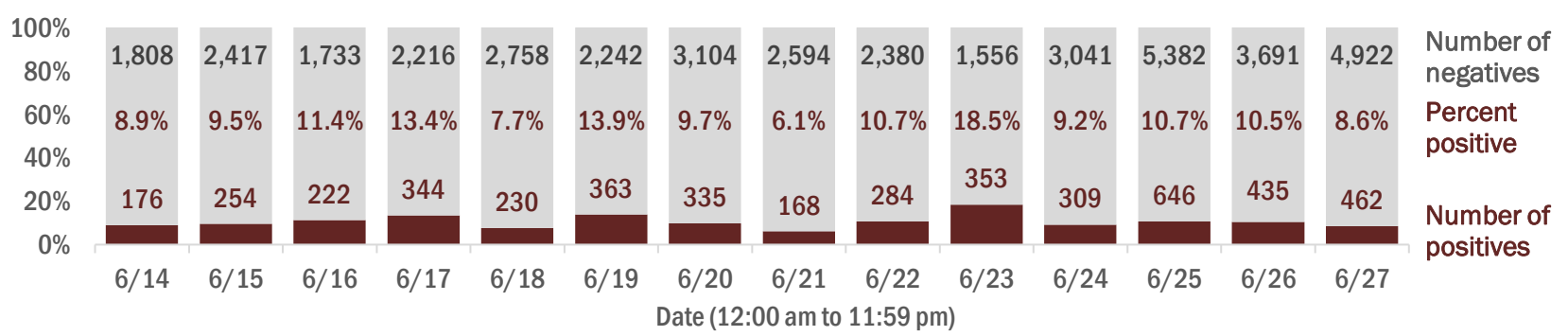

Emergency department (ED) and freestanding ED (FSED) chief complaint and admission data for Palm Beach County

Daily percent of ED visits mentioning cough, fever, or shortness of breath

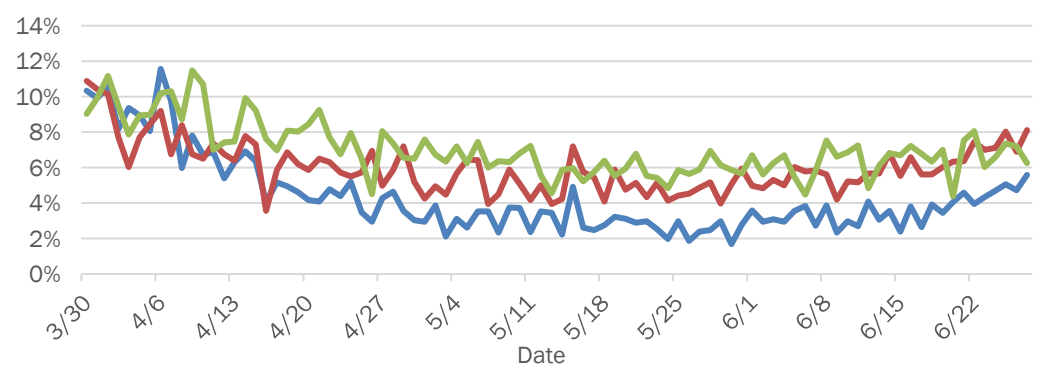

Weekly count of ED and FSED visits for influenza-like illness

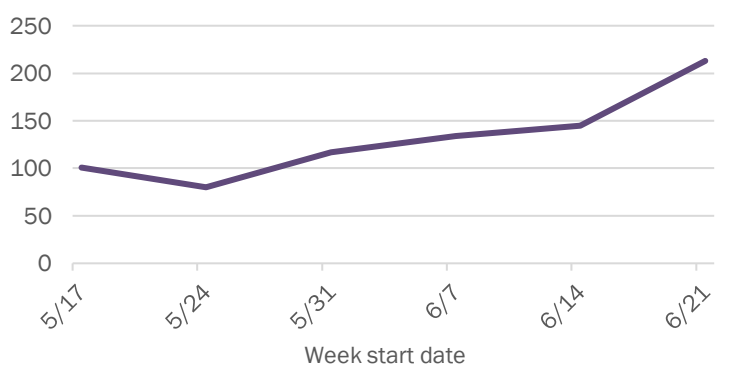

Daily percent of ED visits resulting in cough-associated admissions

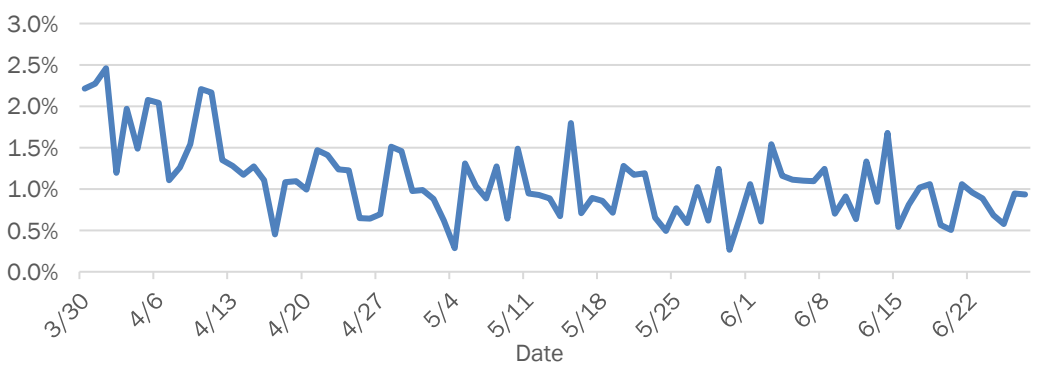

Weekly count of ED and FSED visits for COVID-like illness

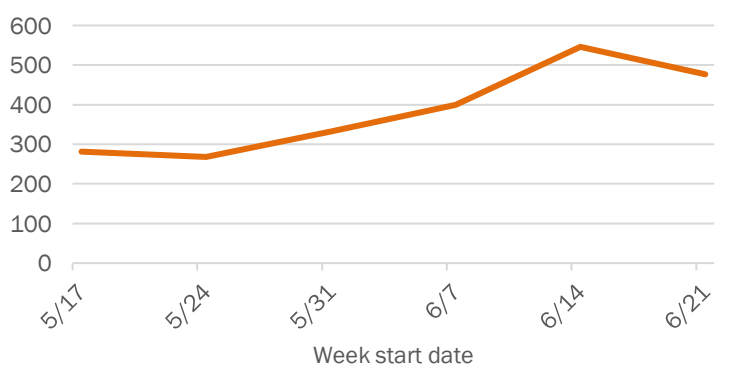

The Electronic Surveillance System for the Early Notification of Community-Based Epidemics (ESSENCE-FL) includes chief complaint data from 211 of 212 Florida EDs and 77 of 80 Florida FSEDs. Data are transmitted electronically to ESSENCE-FL daily or hourly.

COVID-19: summary for Pasco County

Data through Jun 27, 2020 verified as of Jun 28, 2020 at 09:25 AM

Data in this report are provisional and subject to change.

Confirmed cases

Total cases	**1,780**
Florida residents	1,767
Non-Florida residents	13
Gender for Florida residents	
Men	869
Women	893
Unknown	5
Age for Florida residents	
Range	0 - 99
Median age	39

Cases confirmed in Florida residents dy date case confirmed

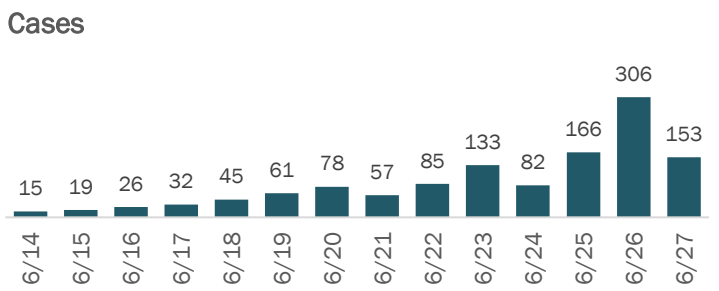

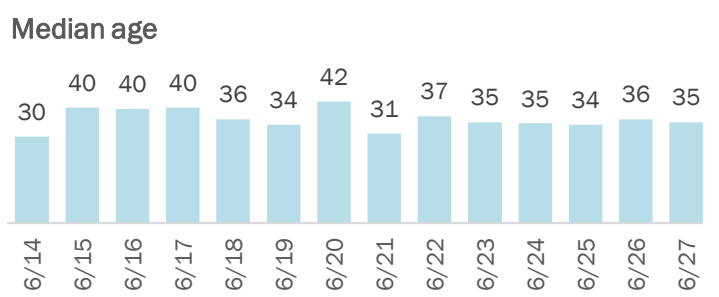

Race, ethnicity	Cases		Hospitalizations		Deaths	
White	890	50%	92	73%	12	71%
Hispanic	196	11%	14	11%	1	6%
Non-Hispanic	643	36%	74	59%	11	65%
Unknown ethnicity	51	3%	4	3%	0	0%
Black	129	7%	19	15%	3	18%
Hispanic	6	0%	0	0%	0	0%
Non-Hispanic	111	6%	18	14%	3	18%
Unknown ethnicity	12	1%	1	1%	0	0%
Other	189	11%	11	9%	1	6%
Hispanic	98	6%	7	6%	0	0%
Non-Hispanic	58	3%	4	3%	1	6%
Unknown ethnicity	33	2%	0	0%	0	0%
Unknown race	559	32%	4	3%	1	6%
Hispanic	2	0%	0	0%	0	0%
Non-Hispanic	5	0%	0	0%	0	0%
Unknown ethnicity	552	31%	4	3%	1	6%
Total	**1,767**		**126**		**17**	

Hospitalization counts include anyone who was hospitalized at some point during their illness. It does not reflect the number of people currently hospitalized.

Other race includes any person with a race of American Indian/Alaskan native, Asian, native Hawaiian/Pacific Islander, or other.

Outcomes for Florida residents

Pasco		
Hospitalizations	126	(7% of all cases)
Deaths	17	(1% of all cases)
Statewide		
Hospitalizations	14,244	(10% of all cases)
Deaths	3,419	(2% of all cases)

Cases in facility staff/residents

Pasco		
Long-term care	113	(6% of all cases)
Correctional	12	(1% of all cases)
Statewide		
Long-term care	13,021	(9% of all cases)
Correctional	3,645	(3% of all cases)

Laboratory testing for Florida residents and non-Florida residents over the past 2 weeks

Number and percent of positive labs

These counts include the number of people for whom the department received laboratory results by day. This percent is the number of people who test positive for the first time divided by all the people tested that day, excluding people who have previously tested positive.

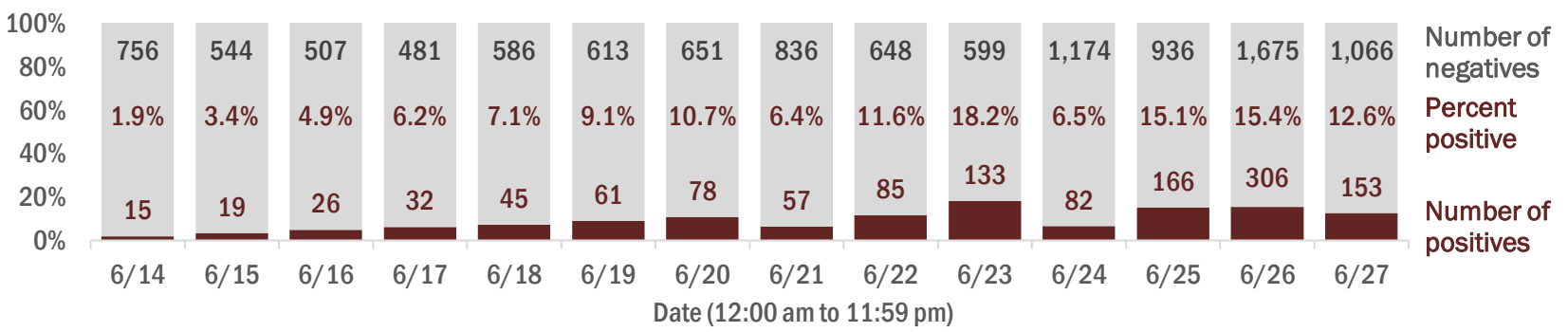

Emergency department (ED) and freestanding ED (FSED) chief complaint and admission data for Pasco County

Daily percent of ED visits mentioning cough, fever, or shortness of breath

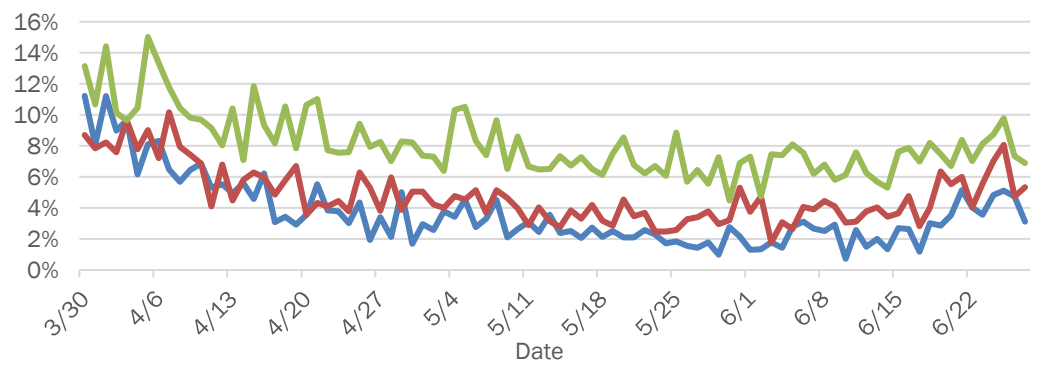

Weekly count of ED and FSED visits for influenza-like illness

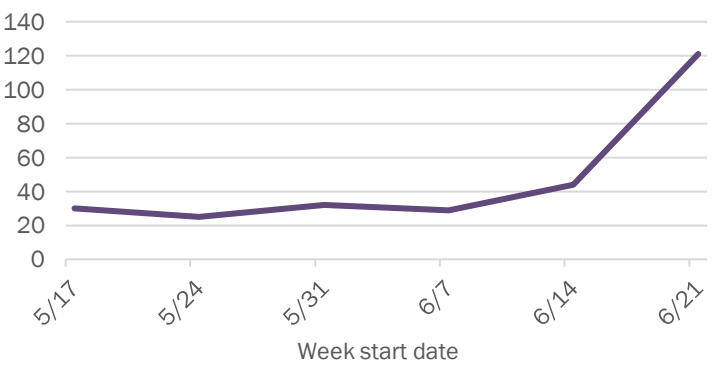

Daily percent of ED visits resulting in cough-associated admissions

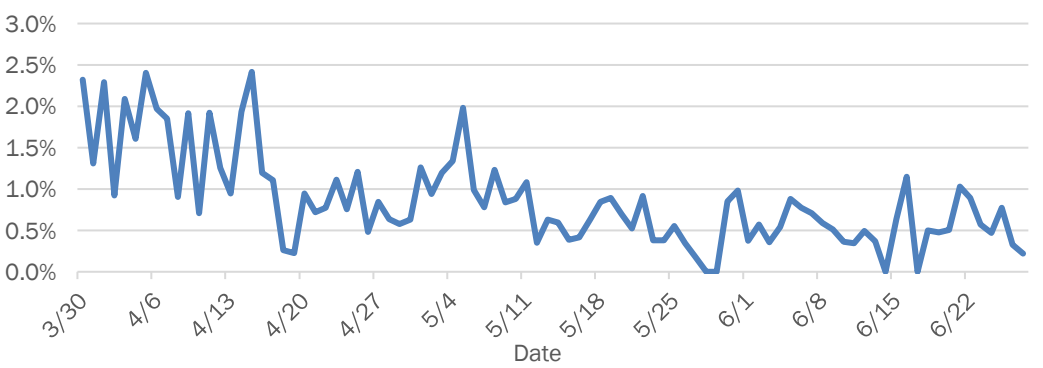

Weekly count of ED and FSED visits for COVID-like illness

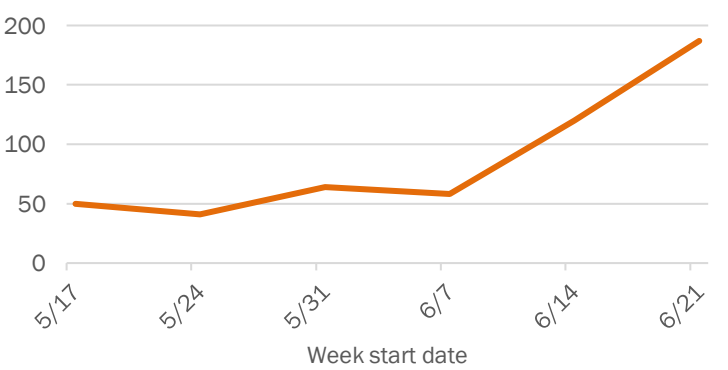

The Electronic Surveillance System for the Early Notification of Community-Based Epidemics (ESSENCE-FL) includes chief complaint data from 211 of 212 Florida EDs and 77 of 80 Florida FSEDs. Data are transmitted electronically to ESSENCE-FL daily or hourly.

COVID-19: summary for Pinellas County

Data through Jun 27, 2020 verified as of Jun 28, 2020 at 09:25 AM

Data in this report are provisional and subject to change.

Confirmed cases

Total cases	**6,020**
Florida residents	5,947
Non-Florida residents	73
Gender for Florida residents	
Men	2,629
Women	3,299
Unknown	19
Age for Florida residents	
Range	0 - 104
Median age	38

Cases confirmed in Florida residents dy date case confirmed

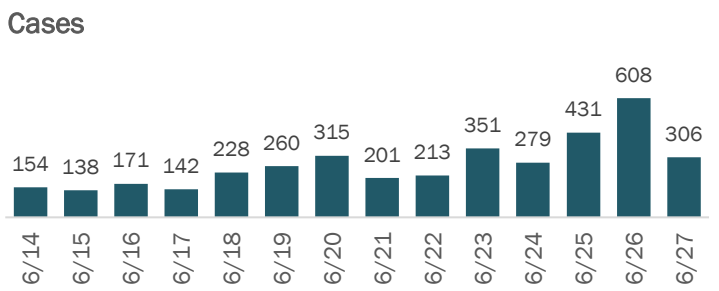

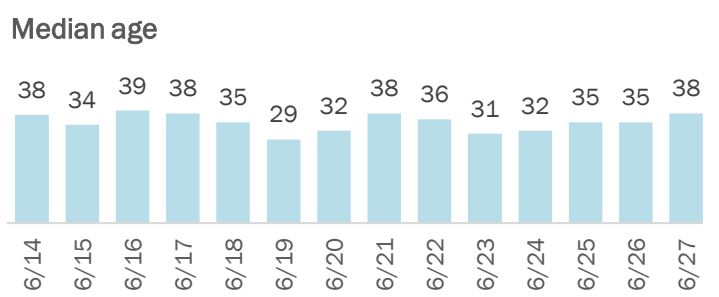

Race, ethnicity	Cases		Hospitalizations		Deaths	
White	2,484	42%	452	71%	126	82%
Hispanic	298	5%	20	3%	2	1%
Non-Hispanic	1,962	33%	408	64%	112	73%
Unknown ethnicity	224	4%	24	4%	12	8%
Black	1,205	20%	147	23%	15	10%
Hispanic	19	0%	1	0%	0	0%
Non-Hispanic	1,072	18%	144	23%	15	10%
Unknown ethnicity	114	2%	2	0%	0	0%
Other	260	4%	28	4%	10	6%
Hispanic	73	1%	7	1%	3	2%
Non-Hispanic	149	3%	18	3%	7	5%
Unknown ethnicity	38	1%	3	0%	0	0%
Unknown race	1,998	34%	7	1%	3	2%
Hispanic	6	0%	0	0%	0	0%
Non-Hispanic	16	0%	2	0%	0	0%
Unknown ethnicity	1,976	33%	5	1%	3	2%
Total	**5,947**		**634**		**154**	

Hospitalization counts include anyone who was hospitalized at some point during their illness. It does not reflect the number of people currently hospitalized.

Other race includes any person with a race of American Indian/Alaskan native, Asian, native Hawaiian/Pacific Islander, or other.

Outcomes for Florida residents		
Pinellas		
Hospitalizations	634	(11% of all cases)
Deaths	154	(3% of all cases)
Statewide		
Hospitalizations	14,244	(10% of all cases)
Deaths	3,419	(2% of all cases)

Cases in facility staff/residents		
Pinellas		
Long-term care	923	(16% of all cases)
Correctional	18	(0% of all cases)
Statewide		
Long-term care	13,021	(9% of all cases)
Correctional	3,645	(3% of all cases)

Laboratory testing for Florida residents and non-Florida residents over the past 2 weeks

Number and percent of positive labs

These counts include the number of people for whom the department received laboratory results by day. This percent is the number of people who test positive for the first time divided by all the people tested that day, excluding people who have previously tested positive.

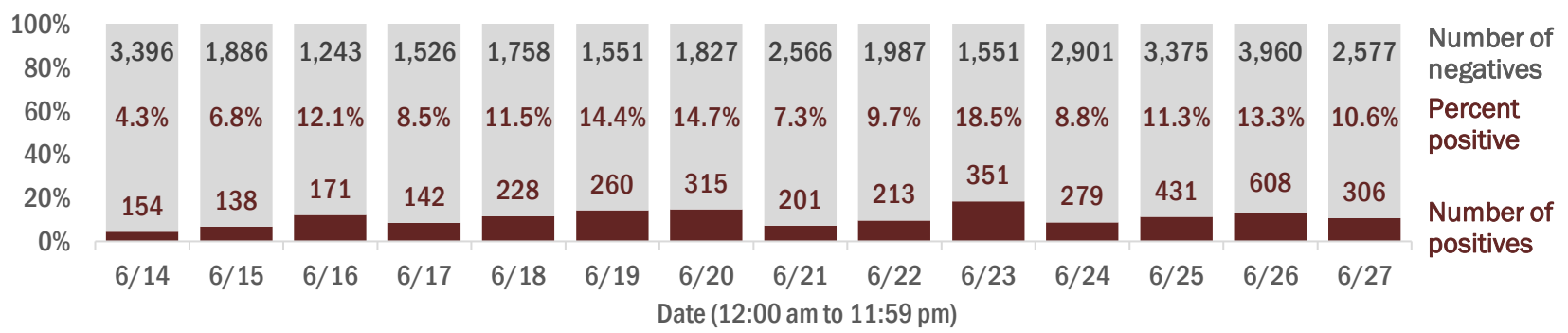

Emergency department (ED) and freestanding ED (FSED) chief complaint and admission data for Pinellas County

Daily percent of ED visits mentioning cough, fever, or shortness of breath

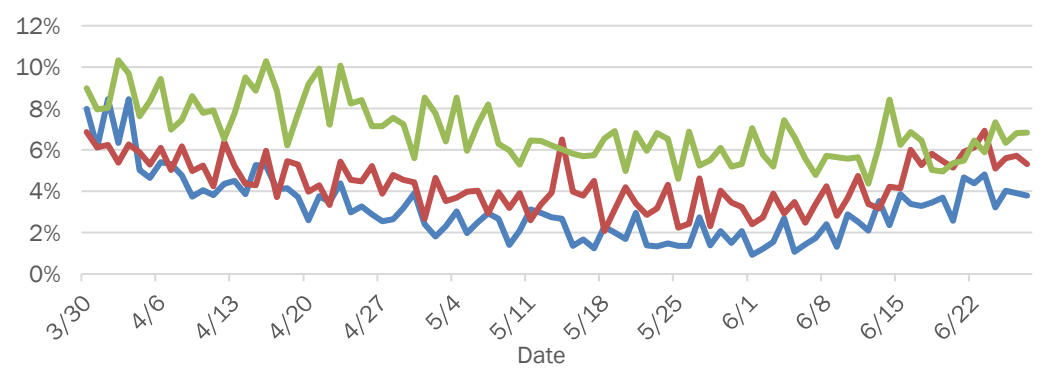

Weekly count of ED and FSED visits for influenza-like illness

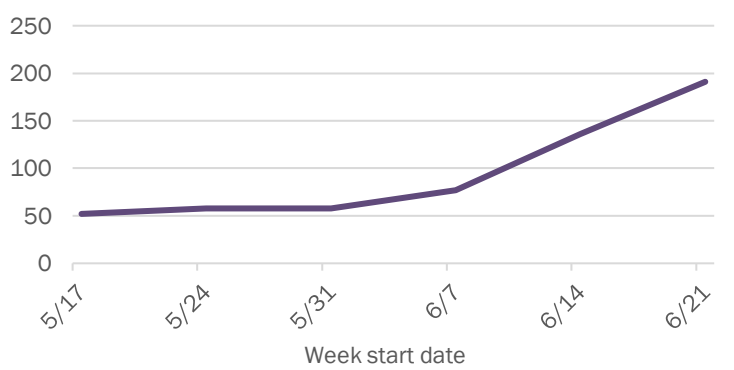

Daily percent of ED visits resulting in cough-associated admissions

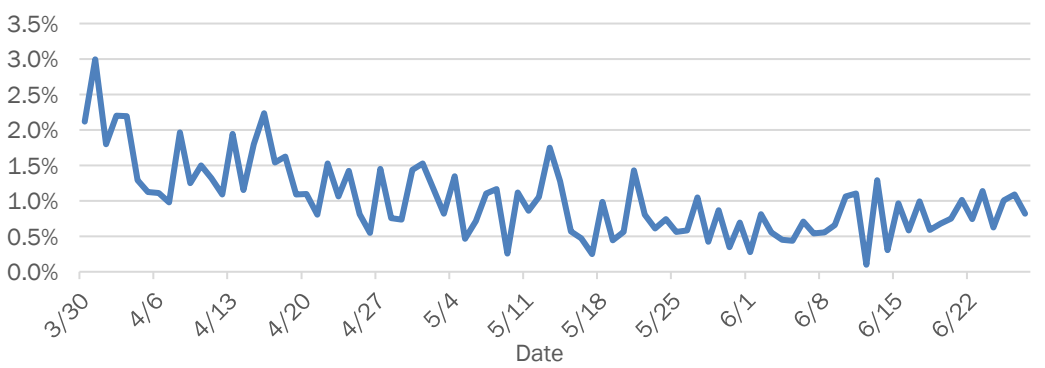

Weekly count of ED and FSED visits for COVID-like illness

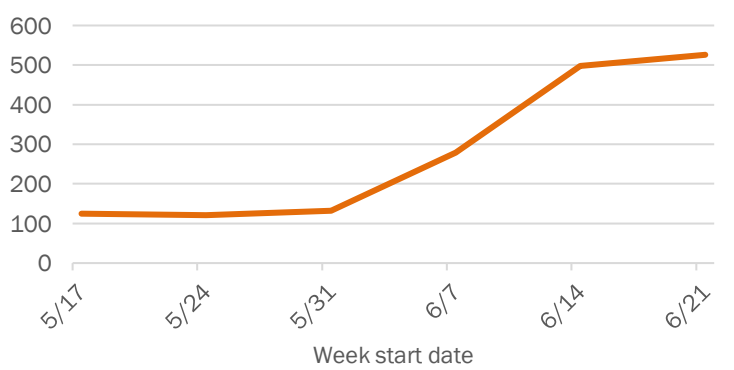

The Electronic Surveillance System for the Early Notification of Community-Based Epidemics (ESSENCE-FL) includes chief complaint data from 211 of 212 Florida EDs and 77 of 80 Florida FSEDs. Data are transmitted electronically to ESSENCE-FL daily or hourly.

COVID-19: summary for Polk County

Data through Jun 27, 2020 verified as of Jun 28, 2020 at 09:25 AM

Data in this report are provisional and subject to change.

Confirmed cases

Total cases	**3,495**
Florida residents	3,479
Non-Florida residents	16
Gender for Florida residents	
Men	1,594
Women	1,879
Unknown	6
Age for Florida residents	
Range	0 - 103
Median age	40

Cases confirmed in Florida residents dy date case confirmed

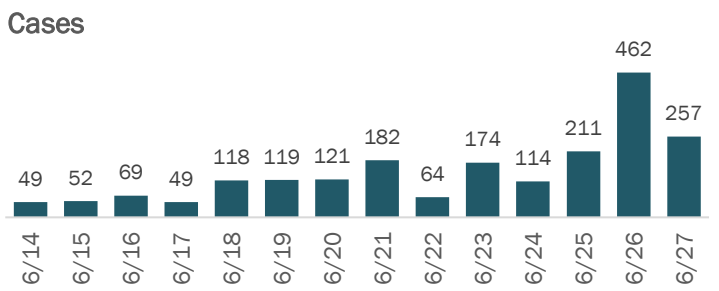

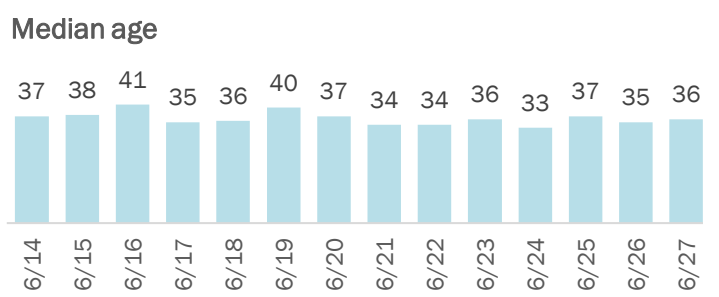

Race, ethnicity	Cases		Hospitalizations		Deaths	
White	1,702	49%	314	69%	62	67%
Hispanic	665	19%	74	16%	5	5%
Non-Hispanic	934	27%	237	52%	57	61%
Unknown ethnicity	103	3%	3	1%	0	0%
Black	488	14%	94	21%	18	19%
Hispanic	14	0%	4	1%	1	1%
Non-Hispanic	442	13%	89	19%	17	18%
Unknown ethnicity	32	1%	1	0%	0	0%
Other	357	10%	45	10%	12	13%
Hispanic	185	5%	28	6%	6	6%
Non-Hispanic	91	3%	13	3%	5	5%
Unknown ethnicity	81	2%	4	1%	1	1%
Unknown race	932	27%	4	1%	1	1%
Hispanic	17	0%	0	0%	0	0%
Non-Hispanic	36	1%	1	0%	0	0%
Unknown ethnicity	879	25%	3	1%	1	1%
Total	**3,479**		**457**		**93**	

Hospitalization counts include anyone who was hospitalized at some point during their illness. It does not reflect the number of people currently hospitalized.

Other race includes any person with a race of American Indian/Alaskan native, Asian, native Hawaiian/Pacific Islander, or other.

Outcomes for Florida residents

Polk		
Hospitalizations	457	(13% of all cases)
Deaths	93	(3% of all cases)
Statewide		
Hospitalizations	14,244	(10% of all cases)
Deaths	3,419	(2% of all cases)

Cases in facility staff/residents

Polk		
Long-term care	424	(12% of all cases)
Correctional	2	(0% of all cases)
Statewide		
Long-term care	13,021	(9% of all cases)
Correctional	3,645	(3% of all cases)

Laboratory testing for Florida residents and non-Florida residents over the past 2 weeks

Number and percent of positive labs

These counts include the number of people for whom the department received laboratory results by day. This percent is the number of people who test positive for the first time divided by all the people tested that day, excluding people who have previously tested positive.

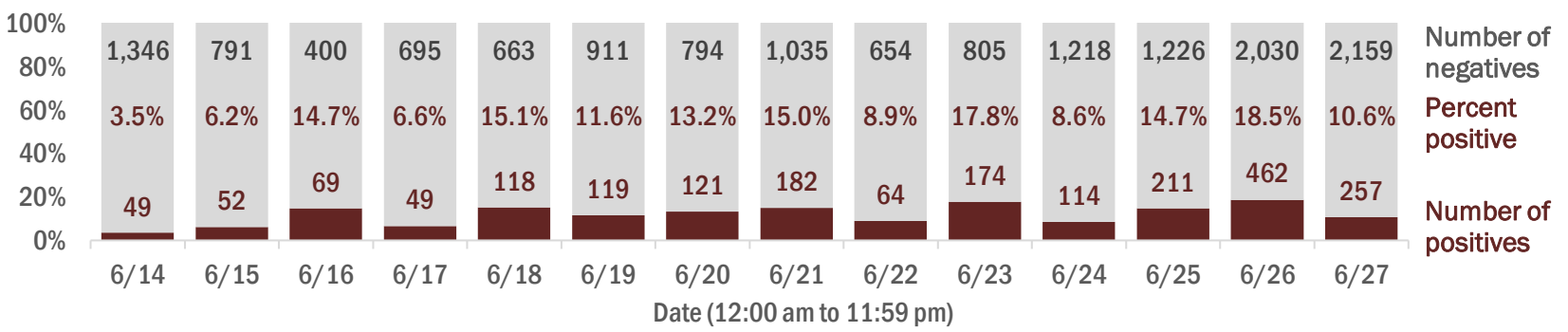

Emergency department (ED) and freestanding ED (FSED) chief complaint and admission data for Polk County

Daily percent of ED visits mentioning cough, fever, or shortness of breath

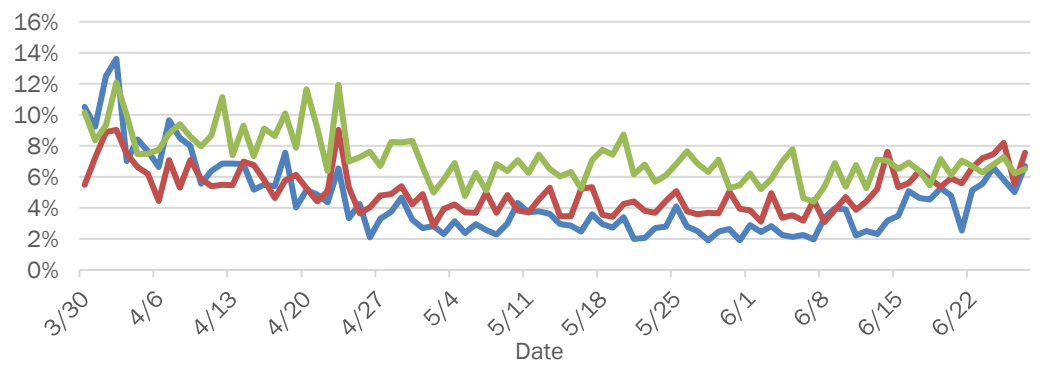

Weekly count of ED and FSED visits for influenza-like illness

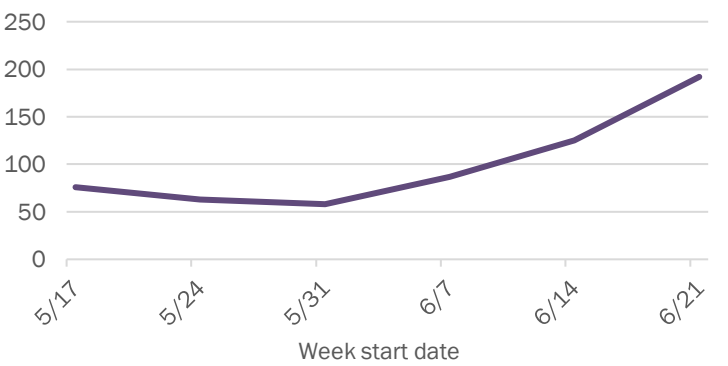

Daily percent of ED visits resulting in cough-associated admissions

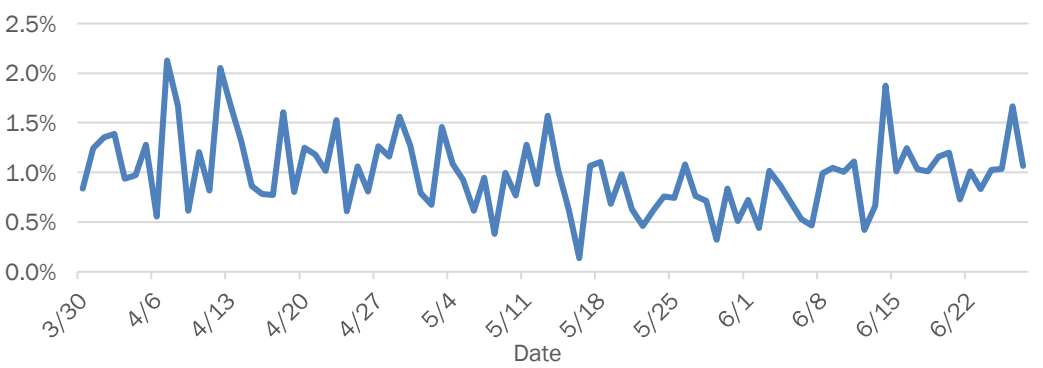

Weekly count of ED and FSED visits for COVID-like illness

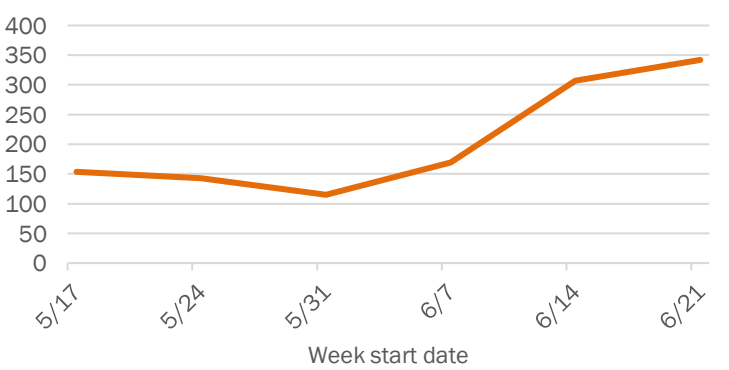

The Electronic Surveillance System for the Early Notification of Community-Based Epidemics (ESSENCE-FL) includes chief complaint data from 211 of 212 Florida EDs and 77 of 80 Florida FSEDs. Data are transmitted electronically to ESSENCE-FL daily or hourly.

COVID-19: summary for Putnam County

Data through Jun 27, 2020 verified as of Jun 28, 2020 at 09:25 AM

Data in this report are provisional and subject to change.

Confirmed cases

Total cases	**318**
Florida residents	318
Non-Florida residents	0
Gender for Florida residents	
Men	140
Women	177
Unknown	1
Age for Florida residents	
Range	1 - 98
Median age	38

Cases confirmed in Florida residents dy date case confirmed

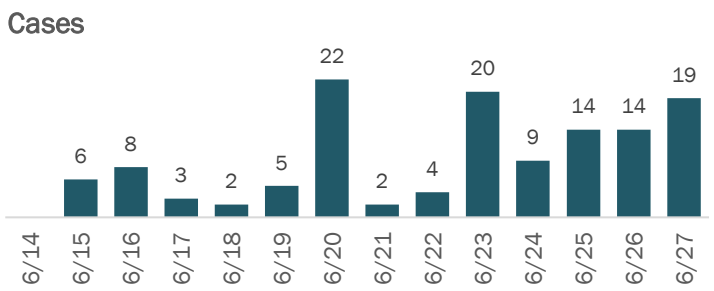

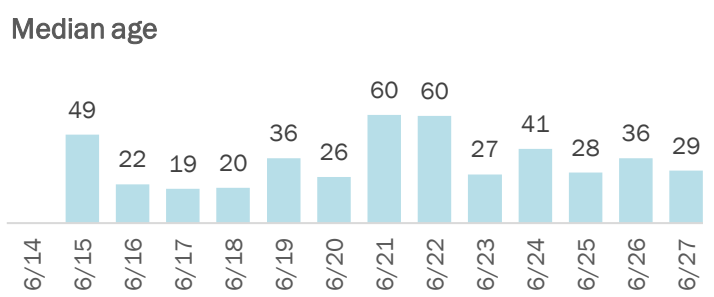

Race, ethnicity	Cases		Hospitalizations		Deaths	
White	151	47%	14	40%	3	50%
Hispanic	19	6%	0	0%	0	0%
Non-Hispanic	130	41%	14	40%	3	50%
Unknown ethnicity	2	1%	0	0%	0	0%
Black	144	45%	19	54%	3	50%
Hispanic	0	0%	0	0%	0	0%
Non-Hispanic	139	44%	18	51%	2	33%
Unknown ethnicity	5	2%	1	3%	1	17%
Other	15	5%	2	6%	0	0%
Hispanic	10	3%	2	6%	0	0%
Non-Hispanic	3	1%	0	0%	0	0%
Unknown ethnicity	2	1%	0	0%	0	0%
Unknown race	8	3%	0	0%	0	0%
Hispanic	0	0%	0	0%	0	0%
Non-Hispanic	0	0%	0	0%	0	0%
Unknown ethnicity	8	3%	0	0%	0	0%
Total	**318**		**35**		**6**	

Hospitalization counts include anyone who was hospitalized at some point during their illness. It does not reflect the number of people currently hospitalized.

Other race includes any person with a race of American Indian/Alaskan native, Asian, native Hawaiian/Pacific Islander, or other.

Outcomes for Florida residents		
Putnam		
Hospitalizations	35	(11% of all cases)
Deaths	6	(2% of all cases)
Statewide		
Hospitalizations	14,244	(10% of all cases)
Deaths	3,419	(2% of all cases)

Cases in facility staff/residents		
Putnam		
Long-term care	53	(17% of all cases)
Correctional	3	(1% of all cases)
Statewide		
Long-term care	13,021	(9% of all cases)
Correctional	3,645	(3% of all cases)

Laboratory testing for Florida residents and non-Florida residents over the past 2 weeks

Number and percent of positive labs

These counts include the number of people for whom the department received laboratory results by day. This percent is the number of people who test positive for the first time divided by all the people tested that day, excluding people who have previously tested positive.

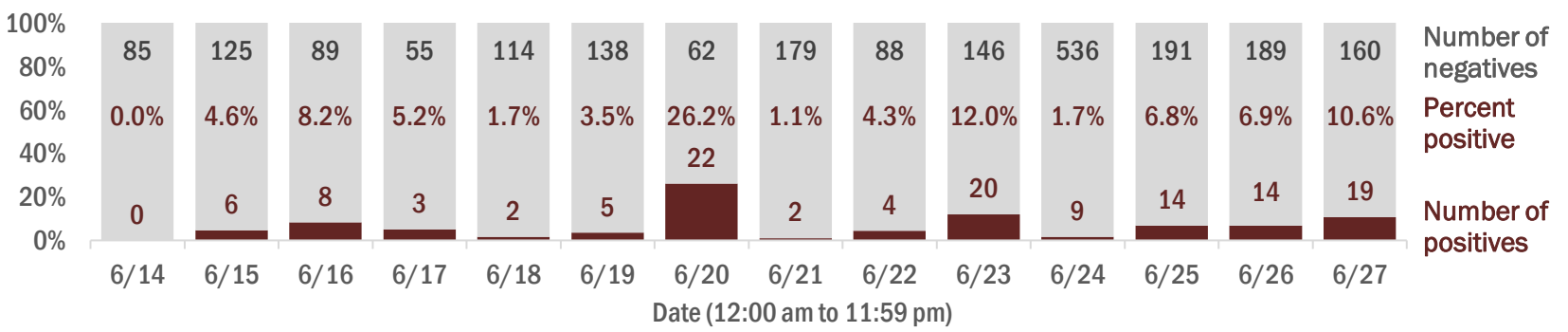

Emergency department (ED) and freestanding ED (FSED) chief complaint and admission data for Putnam County

Daily percent of ED visits mentioning cough, fever, or shortness of breath

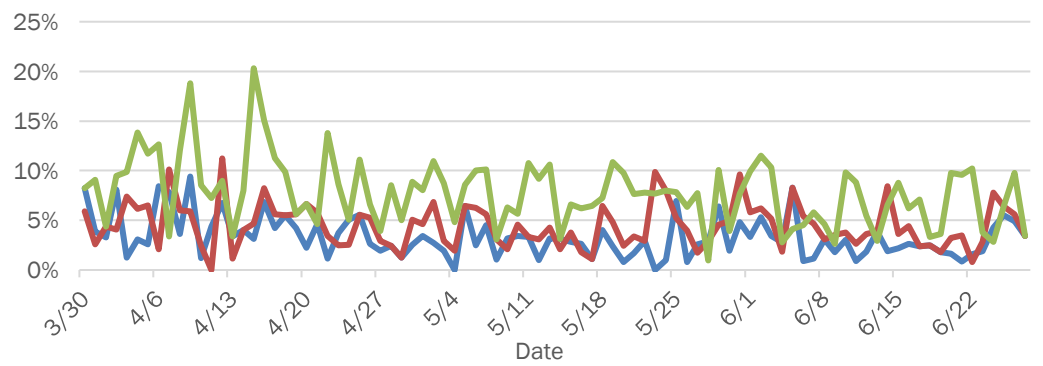

Weekly count of ED and FSED visits for influenza-like illness

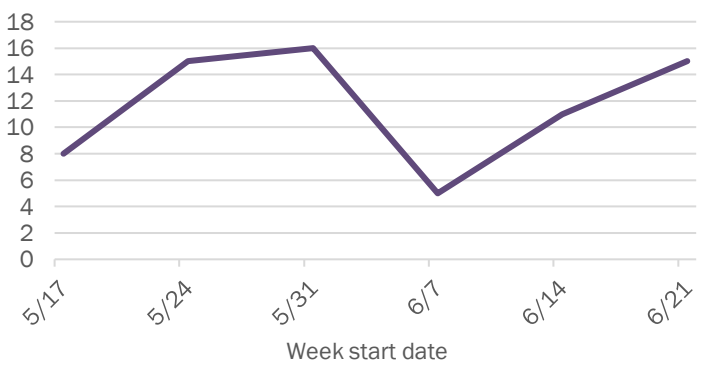

Daily percent of ED visits resulting in cough-associated admissions

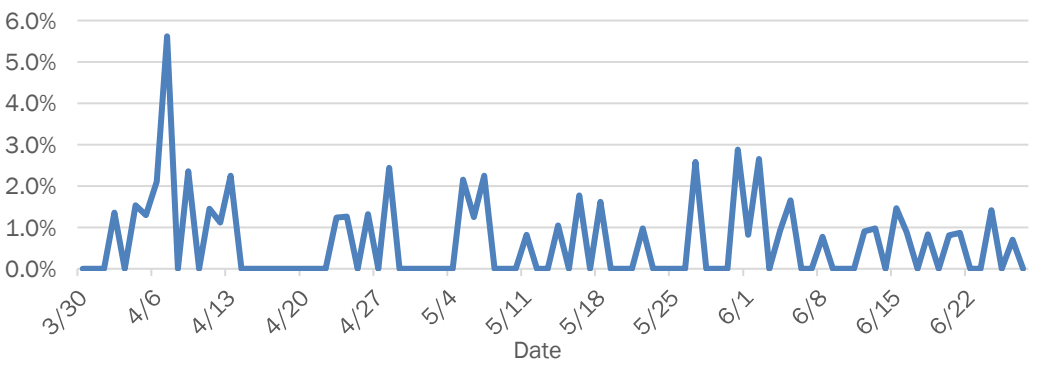

Weekly count of ED and FSED visits for COVID-like illness

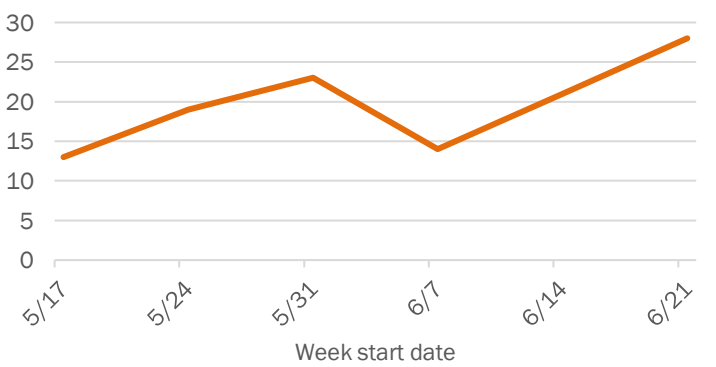

The Electronic Surveillance System for the Early Notification of Community-Based Epidemics (ESSENCE-FL) includes chief complaint data from 211 of 212 Florida EDs and 77 of 80 Florida FSEDs. Data are transmitted electronically to ESSENCE-FL daily or hourly.

COVID-19: summary for Santa Rosa County

Data through Jun 27, 2020 verified as of Jun 28, 2020 at 09:25 AM

Data in this report are provisional and subject to change.

Confirmed cases

Total cases	**468**
Florida residents	461
Non-Florida residents	7
Gender for Florida residents	
Men	272
Women	189
Unknown	0
Age for Florida residents	
Range	0 - 98
Median age	38

Cases confirmed in Florida residents dy date case confirmed

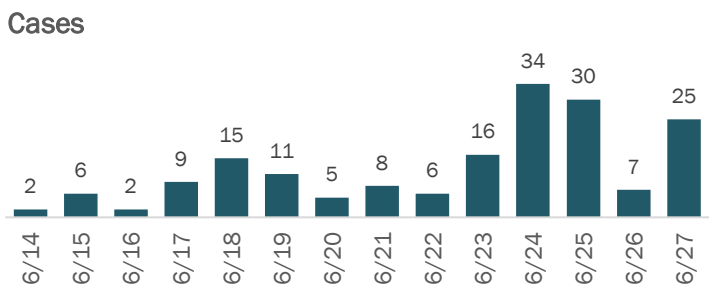

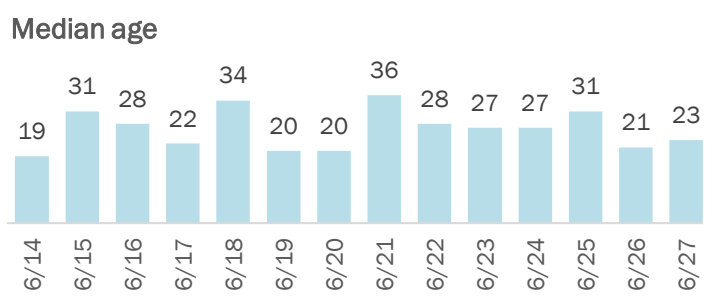

Race, ethnicity	Cases		Hospitalizations		Deaths	
White	348	75%	21	75%	6	67%
Hispanic	20	4%	4	14%	1	11%
Non-Hispanic	314	68%	17	61%	5	56%
Unknown ethnicity	14	3%	0	0%	0	0%
Black	50	11%	6	21%	3	33%
Hispanic	1	0%	0	0%	0	0%
Non-Hispanic	39	8%	6	21%	3	33%
Unknown ethnicity	10	2%	0	0%	0	0%
Other	13	3%	1	4%	0	0%
Hispanic	4	1%	0	0%	0	0%
Non-Hispanic	8	2%	1	4%	0	0%
Unknown ethnicity	1	0%	0	0%	0	0%
Unknown race	50	11%	0	0%	0	0%
Hispanic	0	0%	0	0%	0	0%
Non-Hispanic	2	0%	0	0%	0	0%
Unknown ethnicity	48	10%	0	0%	0	0%
Total	**461**		**28**		**9**	

Hospitalization counts include anyone who was hospitalized at some point during their illness. It does not reflect the number of people currently hospitalized.

Other race includes any person with a race of American Indian/Alaskan native, Asian, native Hawaiian/Pacific Islander, or other.

Outcomes for Florida residents

Santa Rosa		
Hospitalizations	28	(6% of all cases)
Deaths	9	(2% of all cases)
Statewide		
Hospitalizations	14,244	(10% of all cases)
Deaths	3,419	(2% of all cases)

Cases in facility staff/residents

Santa Rosa		
Long-term care	24	(5% of all cases)
Correctional	111	(24% of all cases)
Statewide		
Long-term care	13,021	(9% of all cases)
Correctional	3,645	(3% of all cases)

Laboratory testing for Florida residents and non-Florida residents over the past 2 weeks

Number and percent of positive labs

These counts include the number of people for whom the department received laboratory results by day. This percent is the number of people who test positive for the first time divided by all the people tested that day, excluding people who have previously tested positive.

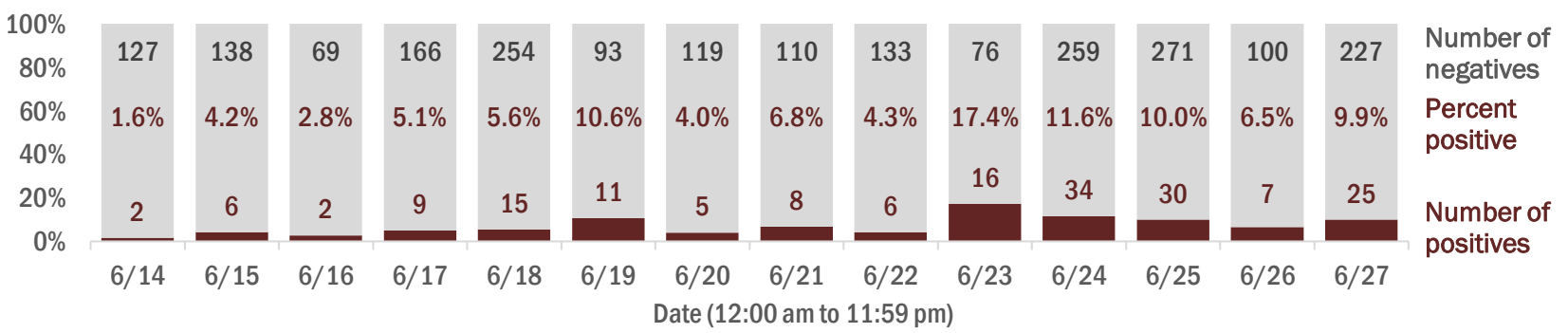

Emergency department (ED) and freestanding ED (FSED) chief complaint and admission data for Santa Rosa County

Daily percent of ED visits mentioning cough, fever, or shortness of breath

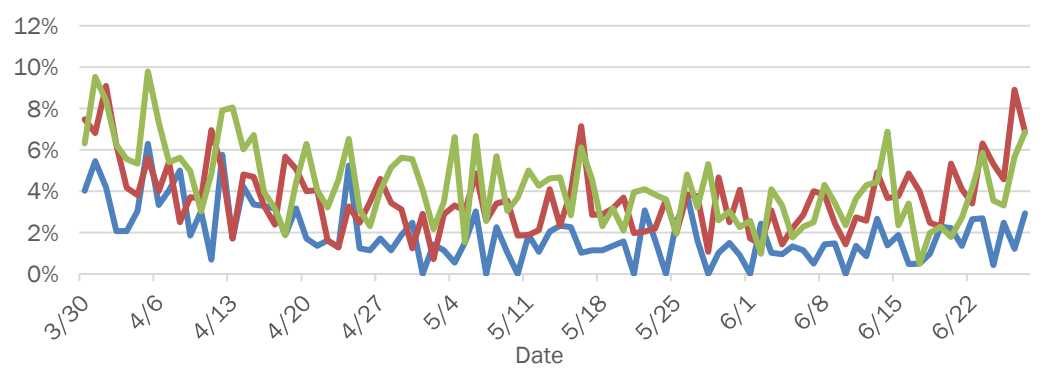

Weekly count of ED and FSED visits for influenza-like illness

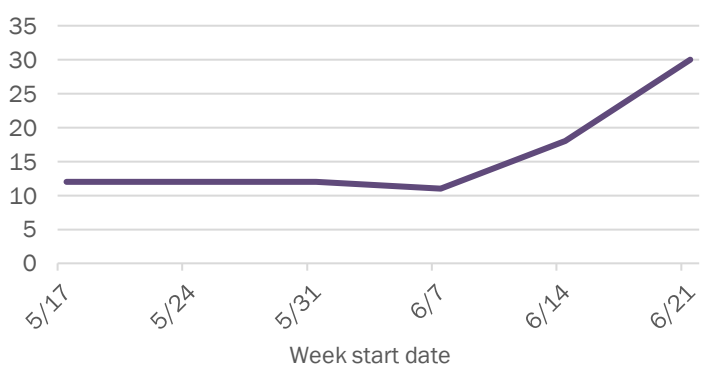

Daily percent of ED visits resulting in cough-associated admissions

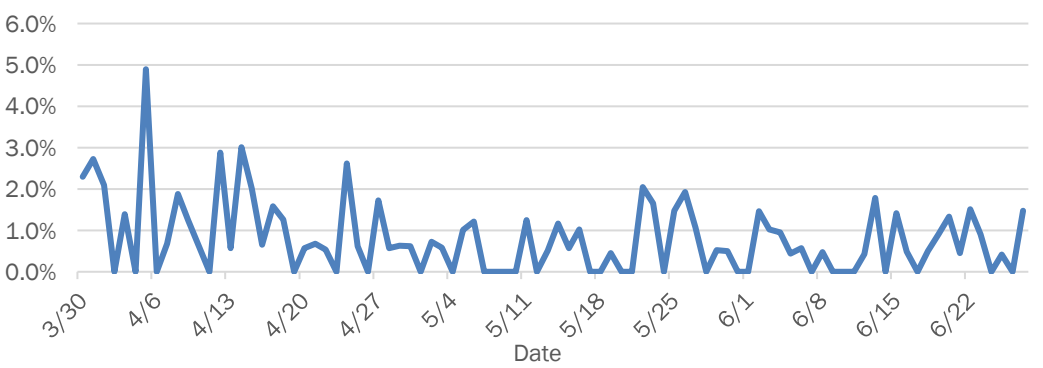

Weekly count of ED and FSED visits for COVID-like illness

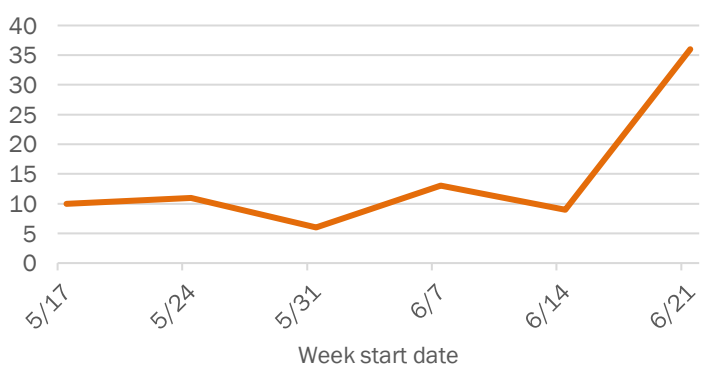

The Electronic Surveillance System for the Early Notification of Community-Based Epidemics (ESSENCE-FL) includes chief complaint data from 211 of 212 Florida EDs and 77 of 80 Florida FSEDs. Data are transmitted electronically to ESSENCE-FL daily or hourly.

COVID-19: summary for Sarasota County

Data through Jun 27, 2020 verified as of Jun 28, 2020 at 09:25 AM

Data in this report are provisional and subject to change.

Confirmed cases

Total cases	**1,401**
Florida residents	1,369
Non-Florida residents	32
Gender for Florida residents	
Men	650
Women	717
Unknown	2
Age for Florida residents	
Range	0 - 104
Median age	47

Cases confirmed in Florida residents dy date case confirmed

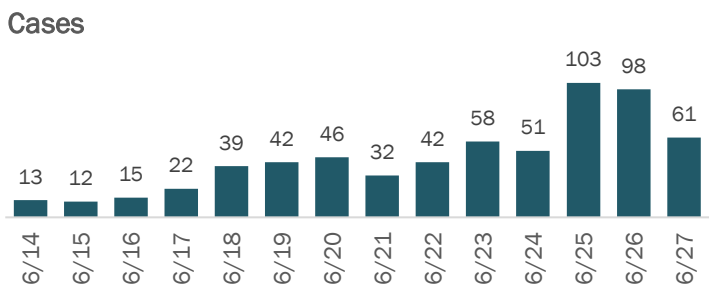

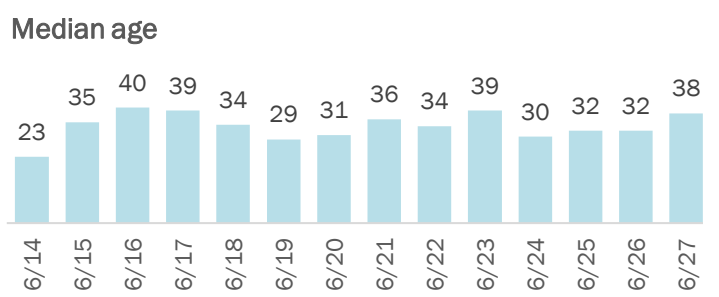

Race, ethnicity	Cases		Hospitalizations		Deaths	
White	912	67%	162	83%	86	90%
Hispanic	111	8%	9	5%	3	3%
Non-Hispanic	740	54%	130	66%	71	74%
Unknown ethnicity	61	4%	23	12%	12	13%
Black	77	6%	13	7%	4	4%
Hispanic	2	0%	1	1%	0	0%
Non-Hispanic	70	5%	12	6%	4	4%
Unknown ethnicity	5	0%	0	0%	0	0%
Other	115	8%	20	10%	6	6%
Hispanic	64	5%	9	5%	2	2%
Non-Hispanic	37	3%	6	3%	4	4%
Unknown ethnicity	14	1%	5	3%	0	0%
Unknown race	265	19%	1	1%	0	0%
Hispanic	6	0%	1	1%	0	0%
Non-Hispanic	5	0%	0	0%	0	0%
Unknown ethnicity	254	19%	0	0%	0	0%
Total	**1,369**		**196**		**96**	

Hospitalization counts include anyone who was hospitalized at some point during their illness. It does not reflect the number of people currently hospitalized.

Other race includes any person with a race of American Indian/Alaskan native, Asian, native Hawaiian/Pacific Islander, or other.

Outcomes for Florida residents

Sarasota		
Hospitalizations	196	(14% of all cases)
Deaths	96	(7% of all cases)
Statewide		
Hospitalizations	14,244	(10% of all cases)
Deaths	3,419	(2% of all cases)

Cases in facility staff/residents

Sarasota		
Long-term care	232	(17% of all cases)
Correctional	3	(0% of all cases)
Statewide		
Long-term care	13,021	(9% of all cases)
Correctional	3,645	(3% of all cases)

Laboratory testing for Florida residents and non-Florida residents over the past 2 weeks

Number and percent of positive labs

These counts include the number of people for whom the department received laboratory results by day. This percent is the number of people who test positive for the first time divided by all the people tested that day, excluding people who have previously tested positive.

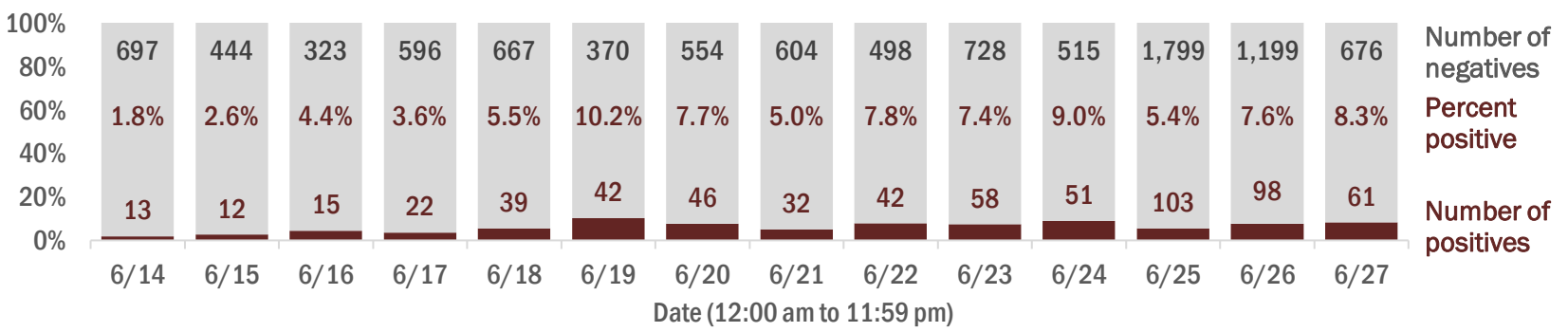

Emergency department (ED) and freestanding ED (FSED) chief complaint and admission data for Sarasota County

Daily percent of ED visits mentioning cough, fever, or shortness of breath

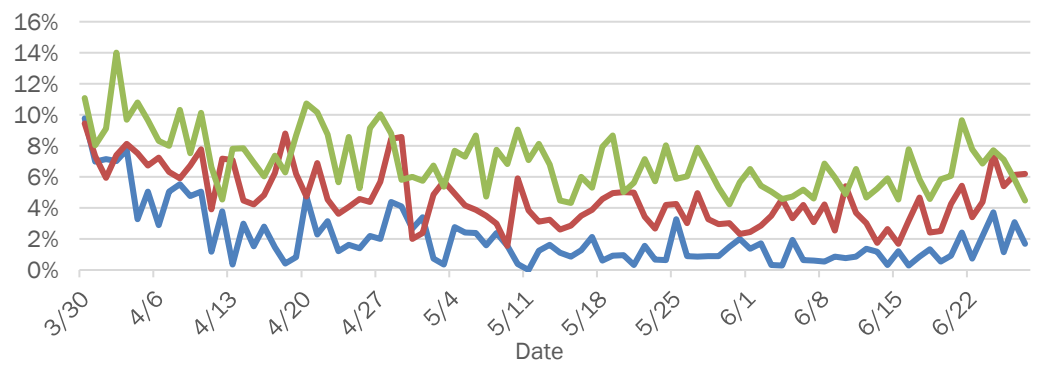

Weekly count of ED and FSED visits for influenza-like illness

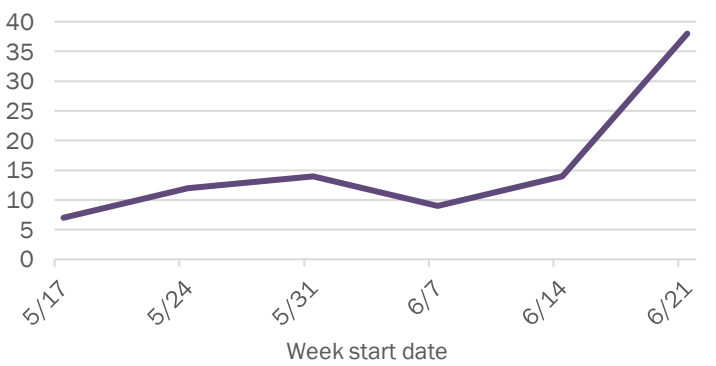

Daily percent of ED visits resulting in cough-associated admissions

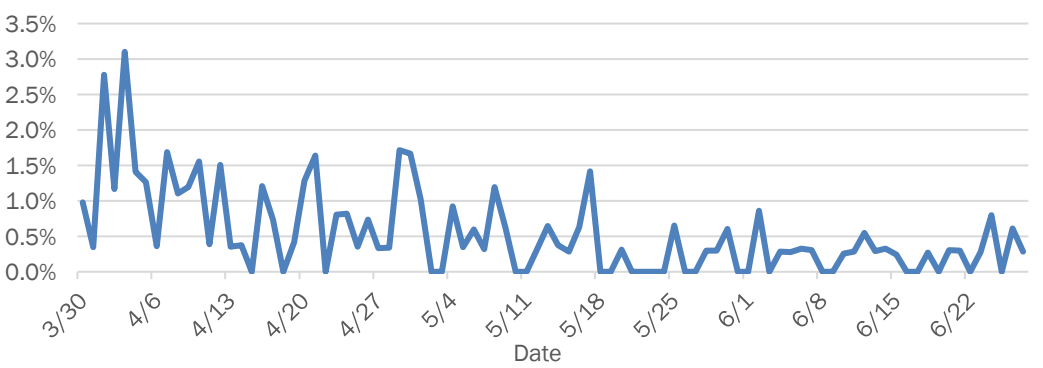

Weekly count of ED and FSED visits for COVID-like illness

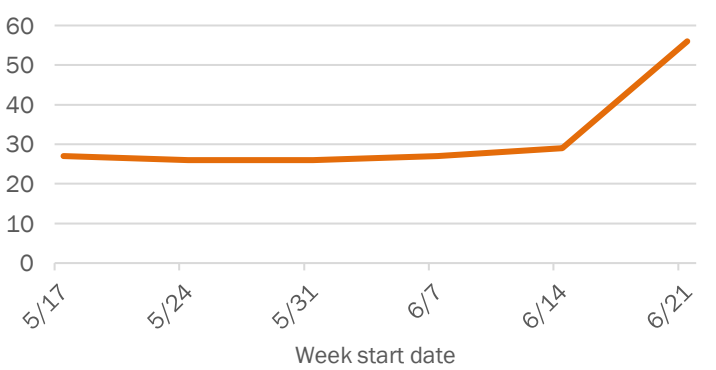

The Electronic Surveillance System for the Early Notification of Community-Based Epidemics (ESSENCE-FL) includes chief complaint data from 211 of 212 Florida EDs and 77 of 80 Florida FSEDs. Data are transmitted electronically to ESSENCE-FL daily or hourly.

COVID-19: summary for Seminole County

Data through Jun 27, 2020 verified as of Jun 28, 2020 at 09:25 AM

Data in this report are provisional and subject to change.

Confirmed cases

Total cases	**2,366**
Florida residents	2,355
Non-Florida residents	11
Gender for Florida residents	
Men	1,125
Women	1,228
Unknown	2
Age for Florida residents	
Range	0 - 100
Median age	32

Cases confirmed in Florida residents dy date case confirmed

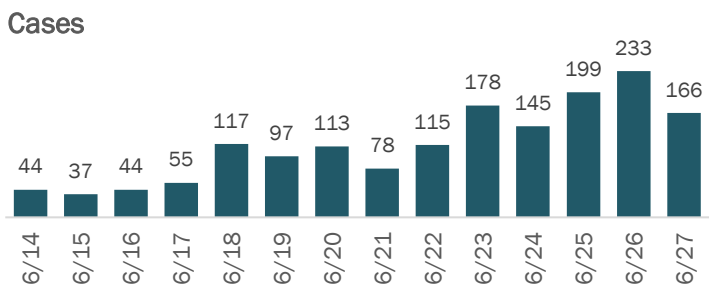

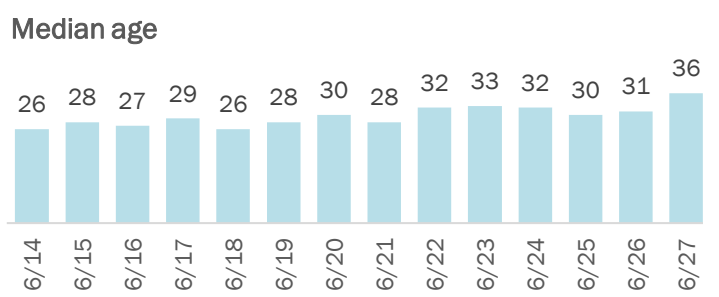

Race, ethnicity	Cases		Hospitalizations		Deaths	
White	1,137	48%	105	65%	16	100%
Hispanic	298	13%	39	24%	5	31%
Non-Hispanic	536	23%	55	34%	11	69%
Unknown ethnicity	303	13%	11	7%	0	0%
Black	216	9%	23	14%	0	0%
Hispanic	2	0%	0	0%	0	0%
Non-Hispanic	147	6%	22	14%	0	0%
Unknown ethnicity	67	3%	1	1%	0	0%
Other	206	9%	29	18%	0	0%
Hispanic	47	2%	12	7%	0	0%
Non-Hispanic	65	3%	15	9%	0	0%
Unknown ethnicity	94	4%	2	1%	0	0%
Unknown race	796	34%	4	2%	0	0%
Hispanic	26	1%	1	1%	0	0%
Non-Hispanic	46	2%	0	0%	0	0%
Unknown ethnicity	724	31%	3	2%	0	0%
Total	**2,355**		**161**		**16**	

Hospitalization counts include anyone who was hospitalized at some point during their illness. It does not reflect the number of people currently hospitalized.

Other race includes any person with a race of American Indian/Alaskan native, Asian, native Hawaiian/Pacific Islander, or other.

Outcomes for Florida residents

Seminole		
Hospitalizations	161	(7% of all cases)
Deaths	16	(1% of all cases)
Statewide		
Hospitalizations	14,244	(10% of all cases)
Deaths	3,419	(2% of all cases)

Cases in facility staff/residents

Seminole		
Long-term care	98	(4% of all cases)
Correctional	7	(0% of all cases)
Statewide		
Long-term care	13,021	(9% of all cases)
Correctional	3,645	(3% of all cases)

Laboratory testing for Florida residents and non-Florida residents over the past 2 weeks

Number and percent of positive labs

These counts include the number of people for whom the department received laboratory results by day. This percent is the number of people who test positive for the first time divided by all the people tested that day, excluding people who have previously tested positive.

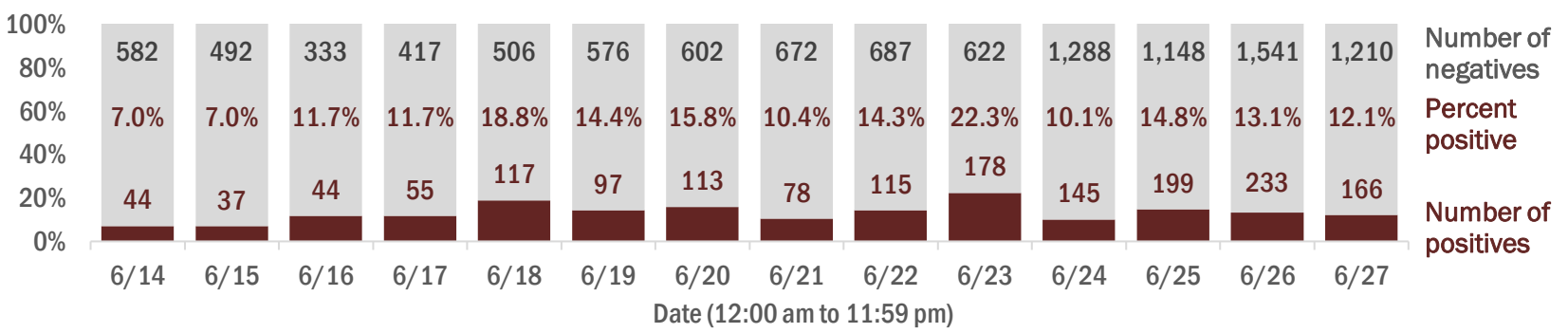

Emergency department (ED) and freestanding ED (FSED) chief complaint and admission data for Seminole County

Daily percent of ED visits mentioning cough, fever, or shortness of breath

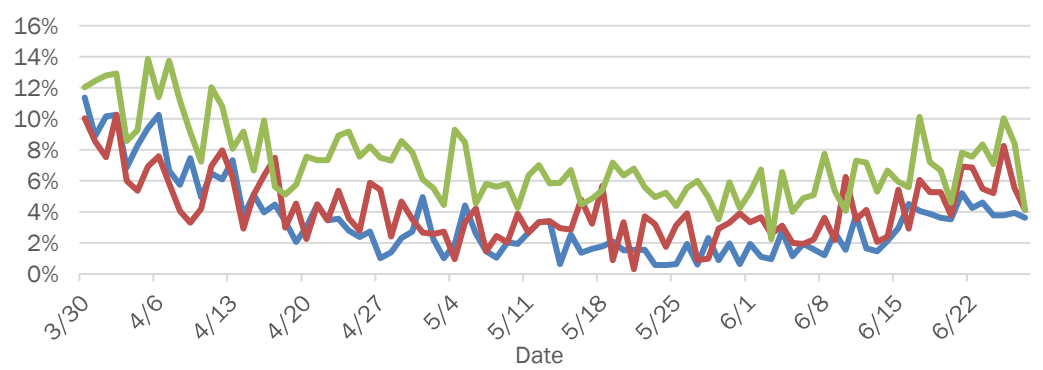

Weekly count of ED and FSED visits for influenza-like illness

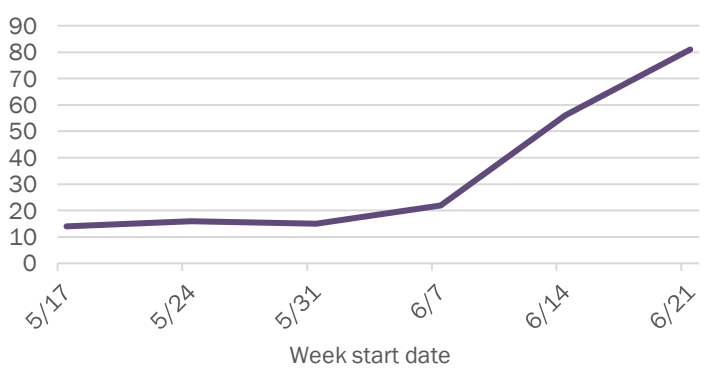

Daily percent of ED visits resulting in cough-associated admissions

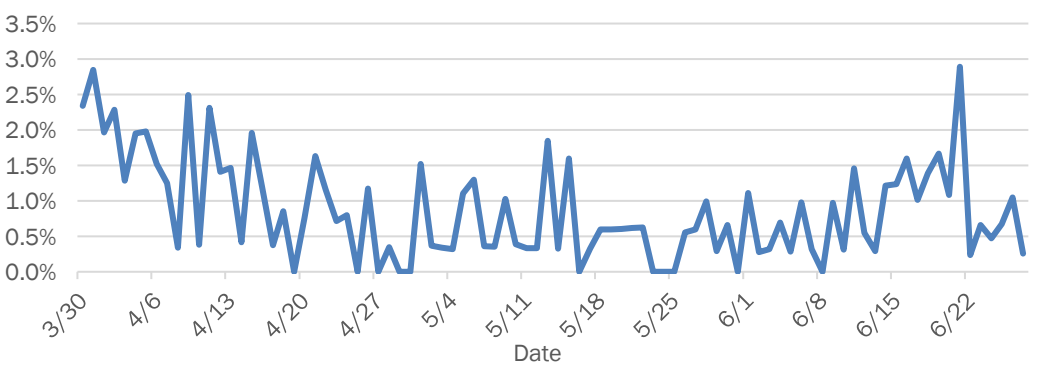

Weekly count of ED and FSED visits for COVID-like illness

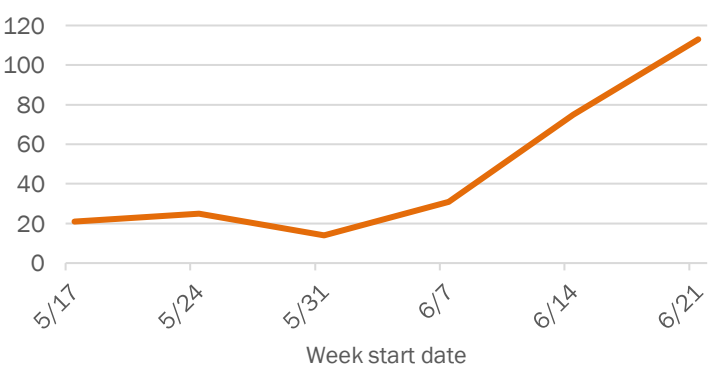

The Electronic Surveillance System for the Early Notification of Community-Based Epidemics (ESSENCE-FL) includes chief complaint data from 211 of 212 Florida EDs and 77 of 80 Florida FSEDs. Data are transmitted electronically to ESSENCE-FL daily or hourly.

COVID-19: summary for St. Johns County

Data through Jun 27, 2020 verified as of Jun 28, 2020 at 09:25 AM

Data in this report are provisional and subject to change.

Confirmed cases

Total cases	**837**
Florida residents	821
Non-Florida residents	16
Gender for Florida residents	
Men	408
Women	411
Unknown	2
Age for Florida residents	
Range	0 - 97
Median age	41

Cases confirmed in Florida residents dy date case confirmed

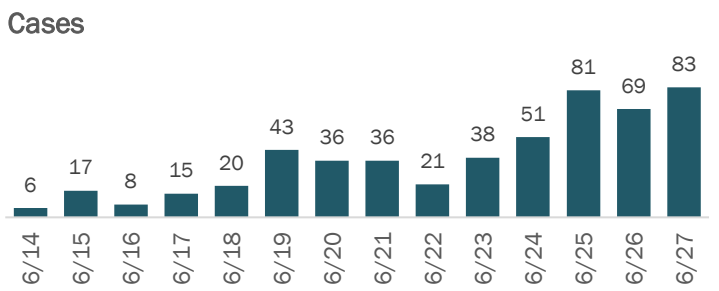

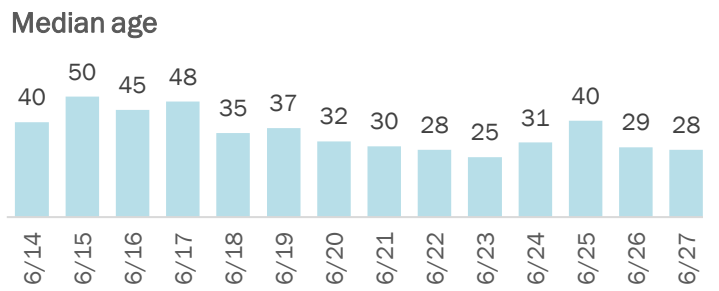

Race, ethnicity	Cases		Hospitalizations		Deaths	
White	457	56%	46	78%	6	86%
Hispanic	32	4%	3	5%	0	0%
Non-Hispanic	405	49%	42	71%	6	86%
Unknown ethnicity	20	2%	1	2%	0	0%
Black	43	5%	5	8%	0	0%
Hispanic	0	0%	0	0%	0	0%
Non-Hispanic	37	5%	4	7%	0	0%
Unknown ethnicity	6	1%	1	2%	0	0%
Other	30	4%	5	8%	0	0%
Hispanic	4	0%	0	0%	0	0%
Non-Hispanic	20	2%	4	7%	0	0%
Unknown ethnicity	6	1%	1	2%	0	0%
Unknown race	291	35%	3	5%	1	14%
Hispanic	2	0%	0	0%	0	0%
Non-Hispanic	5	1%	0	0%	0	0%
Unknown ethnicity	284	35%	3	5%	1	14%
Total	**821**		**59**		**7**	

Hospitalization counts include anyone who was hospitalized at some point during their illness. It does not reflect the number of people currently hospitalized.

Other race includes any person with a race of American Indian/Alaskan native, Asian, native Hawaiian/Pacific Islander, or other.

Outcomes for Florida residents		
St. Johns		
Hospitalizations	59	(7% of all cases)
Deaths	7	(1% of all cases)
Statewide		
Hospitalizations	14,244	(10% of all cases)
Deaths	3,419	(2% of all cases)

Cases in facility staff/residents		
St. Johns		
Long-term care	21	(3% of all cases)
Correctional	3	(0% of all cases)
Statewide		
Long-term care	13,021	(9% of all cases)
Correctional	3,645	(3% of all cases)

Laboratory testing for Florida residents and non-Florida residents over the past 2 weeks

Number and percent of positive labs

These counts include the number of people for whom the department received laboratory results by day. This percent is the number of people who test positive for the first time divided by all the people tested that day, excluding people who have previously tested positive.

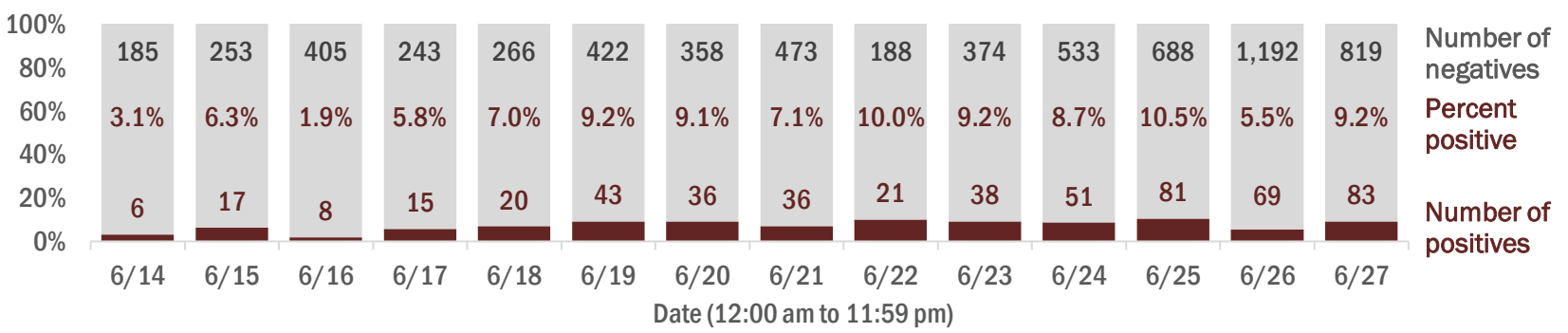

Emergency department (ED) and freestanding ED (FSED) chief complaint and admission data for St. Johns County

Daily percent of ED visits mentioning cough, fever, or shortness of breath

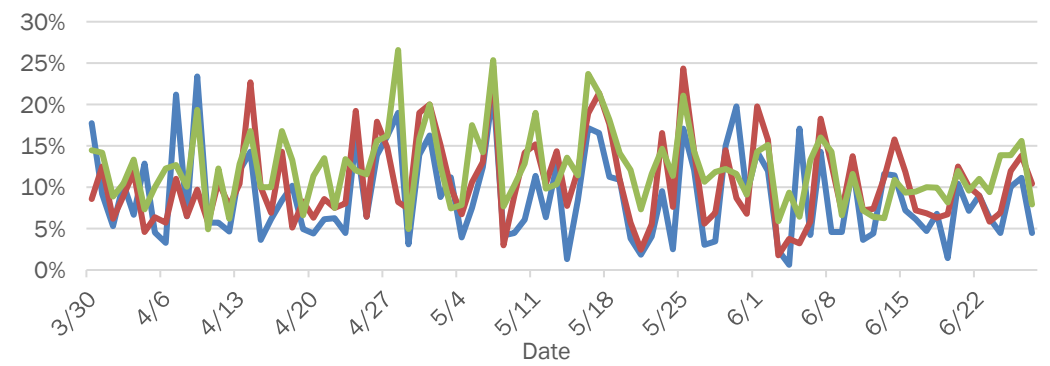

Weekly count of ED and FSED visits for influenza-like illness

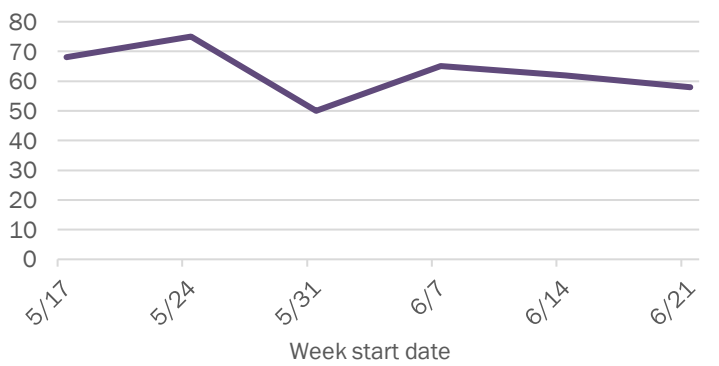

Daily percent of ED visits resulting in cough-associated admissions

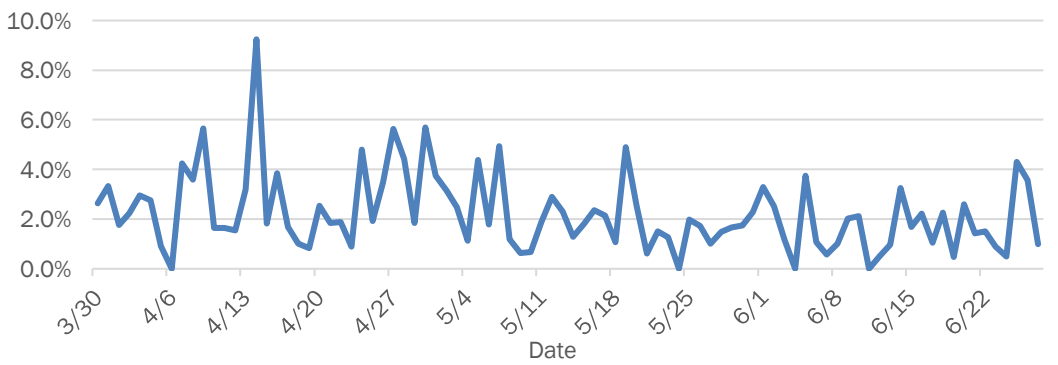

Weekly count of ED and FSED visits for COVID-like illness

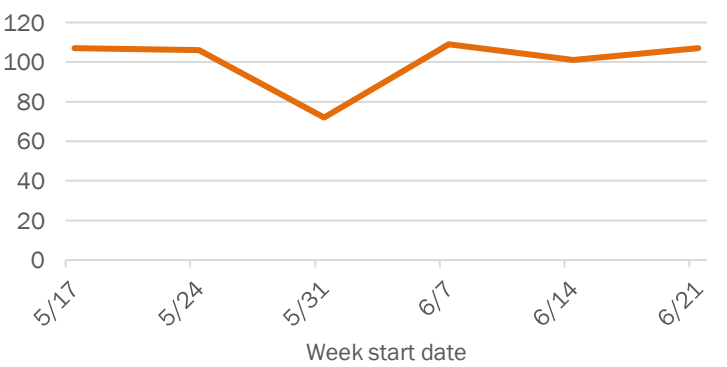

The Electronic Surveillance System for the Early Notification of Community-Based Epidemics (ESSENCE-FL) includes chief complaint data from 211 of 212 Florida EDs and 77 of 80 Florida FSEDs. Data are transmitted electronically to ESSENCE-FL daily or hourly.

COVID-19: summary for St. Lucie County

Data through Jun 27, 2020 verified as of Jun 28, 2020 at 09:25 AM

Data in this report are provisional and subject to change.

Confirmed cases

Total cases	**1,652**
Florida residents	1,640
Non-Florida residents	12
Gender for Florida residents	
Men	757
Women	878
Unknown	5
Age for Florida residents	
Range	0 - 99
Median age	44

Cases confirmed in Florida residents dy date case confirmed

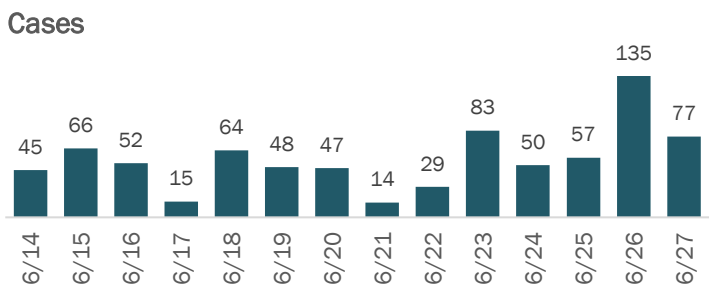

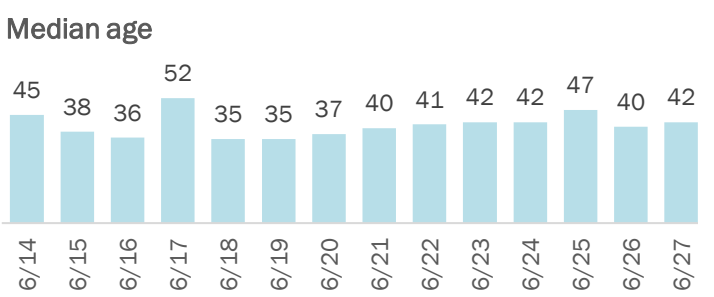

Race, ethnicity	Cases		Hospitalizations		Deaths	
White	557	34%	88	56%	27	60%
Hispanic	184	11%	8	5%	1	2%
Non-Hispanic	314	19%	73	46%	26	58%
Unknown ethnicity	59	4%	7	4%	0	0%
Black	268	16%	40	25%	7	16%
Hispanic	2	0%	1	1%	0	0%
Non-Hispanic	228	14%	37	24%	7	16%
Unknown ethnicity	38	2%	2	1%	0	0%
Other	141	9%	17	11%	1	2%
Hispanic	87	5%	12	8%	0	0%
Non-Hispanic	30	2%	4	3%	1	2%
Unknown ethnicity	24	1%	1	1%	0	0%
Unknown race	674	41%	12	8%	10	22%
Hispanic	16	1%	0	0%	0	0%
Non-Hispanic	3	0%	0	0%	0	0%
Unknown ethnicity	655	40%	12	8%	10	22%
Total	**1,640**		**157**		**45**	

Hospitalization counts include anyone who was hospitalized at some point during their illness. It does not reflect the number of people currently hospitalized.

Other race includes any person with a race of American Indian/Alaskan native, Asian, native Hawaiian/Pacific Islander, or other.

Outcomes for Florida residents

St. Lucie		
Hospitalizations	157	(10% of all cases)
Deaths	45	(3% of all cases)
Statewide		
Hospitalizations	14,244	(10% of all cases)
Deaths	3,419	(2% of all cases)

Cases in facility staff/residents

St. Lucie		
Long-term care	171	(10% of all cases)
Correctional	44	(3% of all cases)
Statewide		
Long-term care	13,021	(9% of all cases)
Correctional	3,645	(3% of all cases)

Laboratory testing for Florida residents and non-Florida residents over the past 2 weeks

Number and percent of positive labs

These counts include the number of people for whom the department received laboratory results by day. This percent is the number of people who test positive for the first time divided by all the people tested that day, excluding people who have previously tested positive.

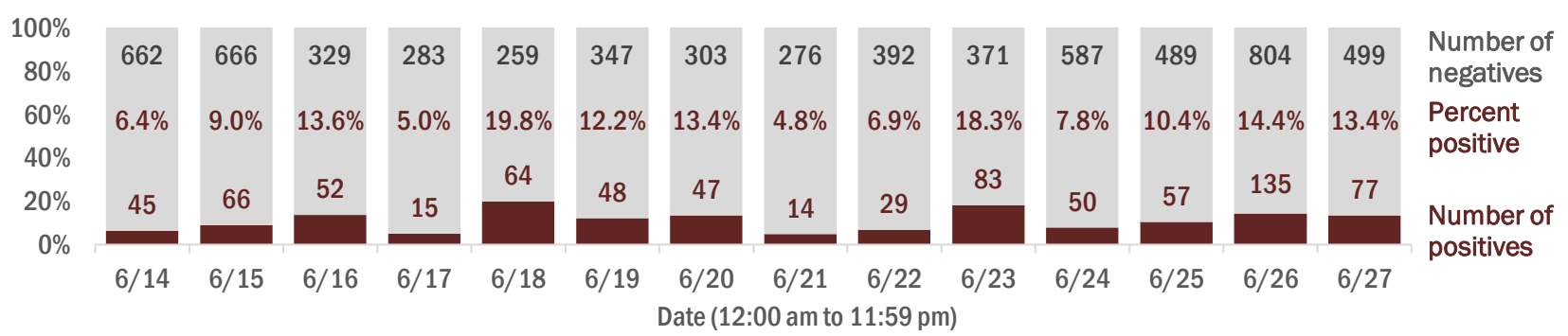

Emergency department (ED) and freestanding ED (FSED) chief complaint and admission data for St. Lucie County

Daily percent of ED visits mentioning cough, fever, or shortness of breath

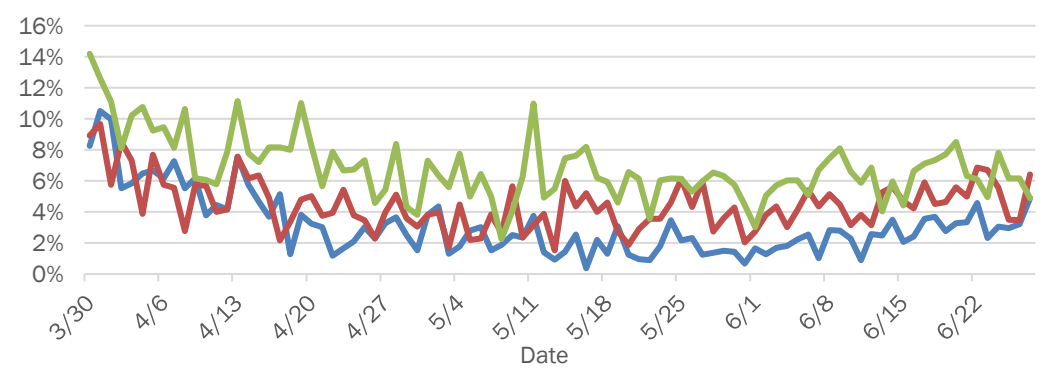

Weekly count of ED and FSED visits for influenza-like illness

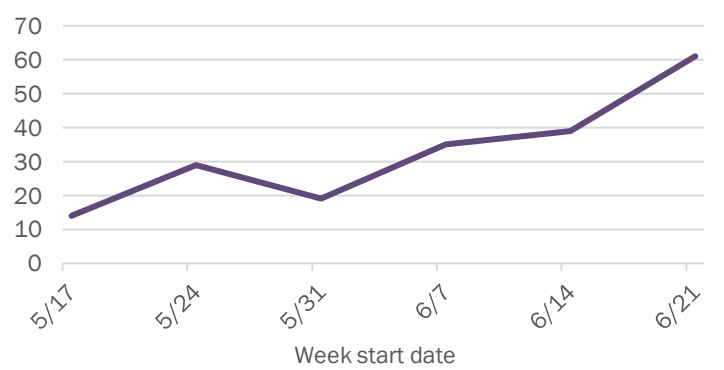

Daily percent of ED visits resulting in cough-associated admissions

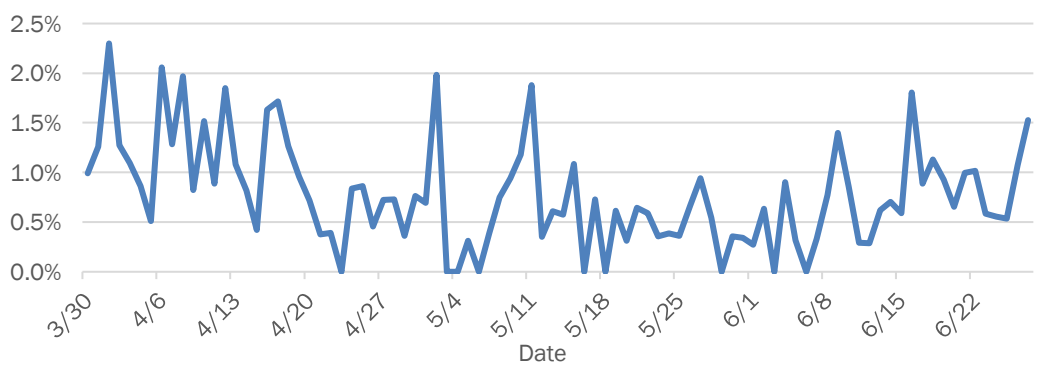

Weekly count of ED and FSED visits for COVID-like illness

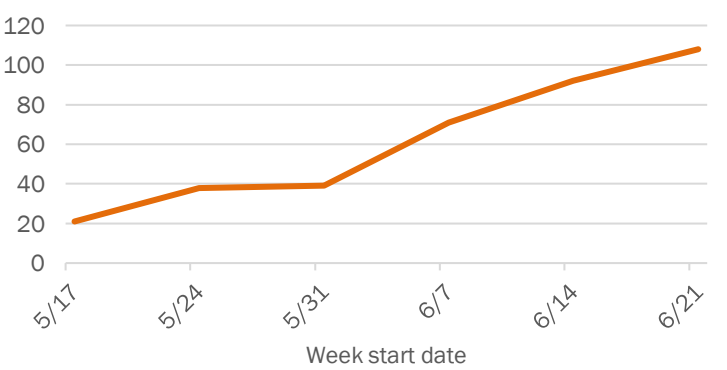

The Electronic Surveillance System for the Early Notification of Community-Based Epidemics (ESSENCE-FL) includes chief complaint data from 211 of 212 Florida EDs and 77 of 80 Florida FSEDs. Data are transmitted electronically to ESSENCE-FL daily or hourly.

COVID-19: summary for Sumter County

Data through Jun 27, 2020 verified as of Jun 28, 2020 at 09:25 AM

Data in this report are provisional and subject to change.

Confirmed cases

Total cases	**327**
Florida residents	324
Non-Florida residents	3
Gender for Florida residents	
Men	220
Women	104
Unknown	0
Age for Florida residents	
Range	4 - 92
Median age	65

Cases confirmed in Florida residents dy date case confirmed

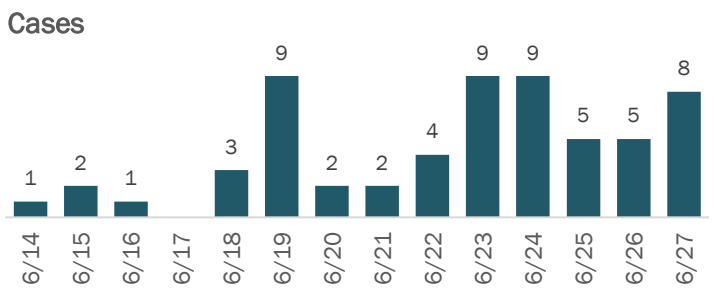

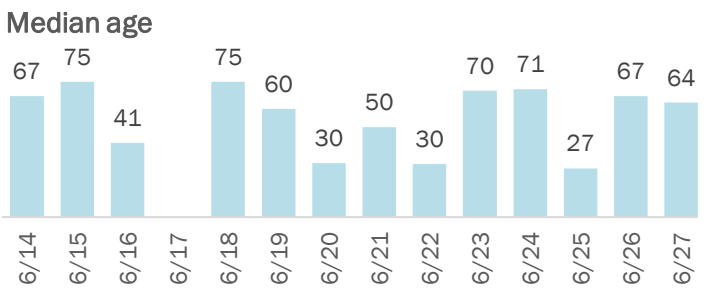

Race, ethnicity	Cases		Hospitalizations		Deaths	
White	248	77%	40	83%	15	88%
Hispanic	18	6%	3	6%	0	0%
Non-Hispanic	226	70%	37	77%	15	88%
Unknown ethnicity	4	1%	0	0%	0	0%
Black	40	12%	6	13%	1	6%
Hispanic	0	0%	0	0%	0	0%
Non-Hispanic	40	12%	6	13%	1	6%
Unknown ethnicity	0	0%	0	0%	0	0%
Other	10	3%	1	2%	1	6%
Hispanic	6	2%	0	0%	0	0%
Non-Hispanic	4	1%	1	2%	1	6%
Unknown ethnicity	0	0%	0	0%	0	0%
Unknown race	26	8%	1	2%	0	0%
Hispanic	0	0%	0	0%	0	0%
Non-Hispanic	1	0%	0	0%	0	0%
Unknown ethnicity	25	8%	1	2%	0	0%
Total	**324**		**48**		**17**	

Hospitalization counts include anyone who was hospitalized at some point during their illness. It does not reflect the number of people currently hospitalized.

Other race includes any person with a race of American Indian/Alaskan native, Asian, native Hawaiian/Pacific Islander, or other.

Outcomes for Florida residents

Sumter		
Hospitalizations	48	(15% of all cases)
Deaths	17	(5% of all cases)
Statewide		
Hospitalizations	14,244	(10% of all cases)
Deaths	3,419	(2% of all cases)

Cases in facility staff/residents

Sumter		
Long-term care	14	(4% of all cases)
Correctional	115	(35% of all cases)
Statewide		
Long-term care	13,021	(9% of all cases)
Correctional	3,645	(3% of all cases)

Laboratory testing for Florida residents and non-Florida residents over the past 2 weeks

Number and percent of positive labs

These counts include the number of people for whom the department received laboratory results by day. This percent is the number of people who test positive for the first time divided by all the people tested that day, excluding people who have previously tested positive.

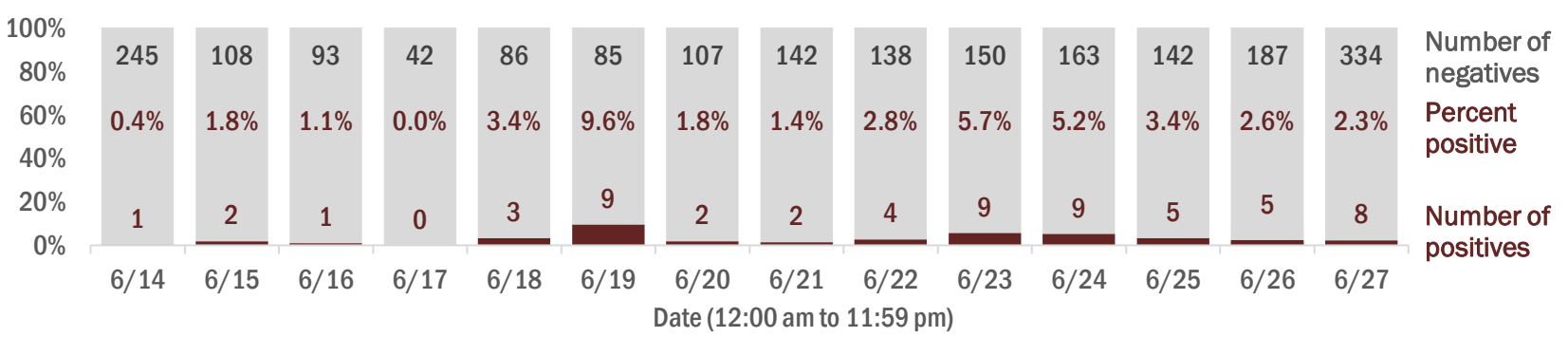

Emergency department (ED) and freestanding ED (FSED) chief complaint and admission data for Sumter County

Daily percent of ED visits mentioning cough, fever, or shortness of breath

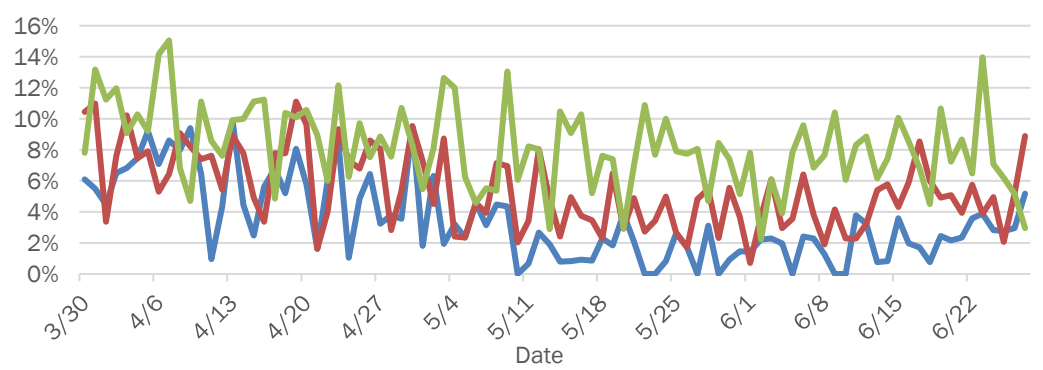

Weekly count of ED and FSED visits for influenza-like illness

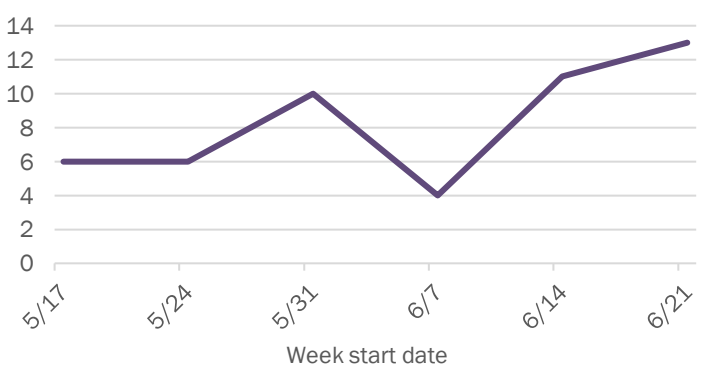

Daily percent of ED visits resulting in cough-associated admissions

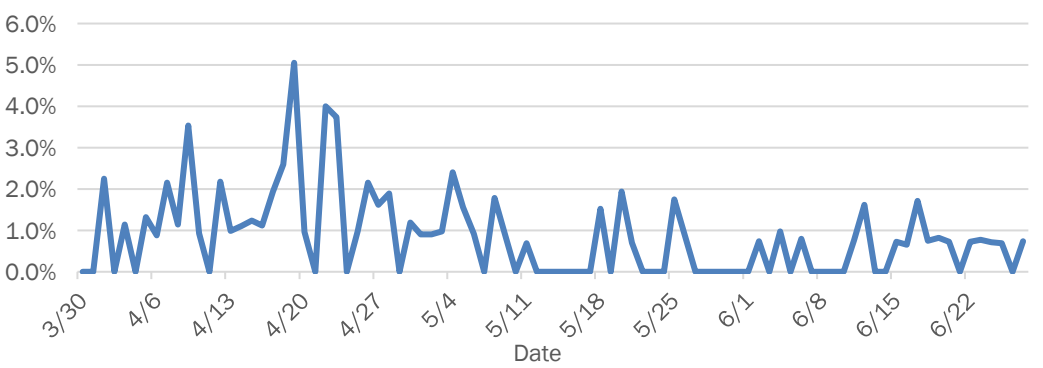

Weekly count of ED and FSED visits for COVID-like illness

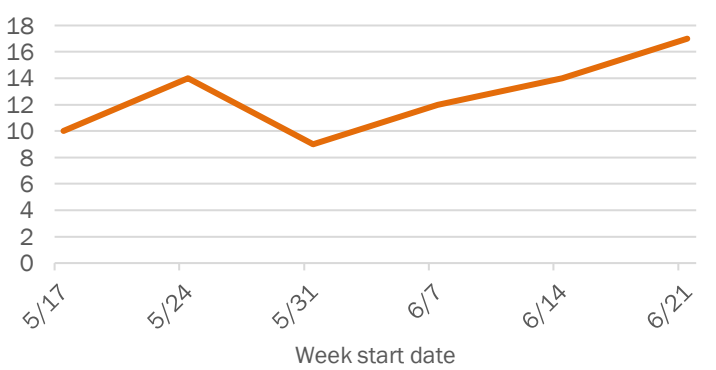

The Electronic Surveillance System for the Early Notification of Community-Based Epidemics (ESSENCE-FL) includes chief complaint data from 211 of 212 Florida EDs and 77 of 80 Florida FSEDs. Data are transmitted electronically to ESSENCE-FL daily or hourly.

COVID-19: summary for Suwannee County

Data through Jun 27, 2020 verified as of Jun 28, 2020 at 09:25 AM

Data in this report are provisional and subject to change.

Confirmed cases

Total cases	**433**
Florida residents	422
Non-Florida residents	11
Gender for Florida residents	
Men	163
Women	259
Unknown	0
Age for Florida residents	
Range	0 - 102
Median age	43

Cases confirmed in Florida residents dy date case confirmed

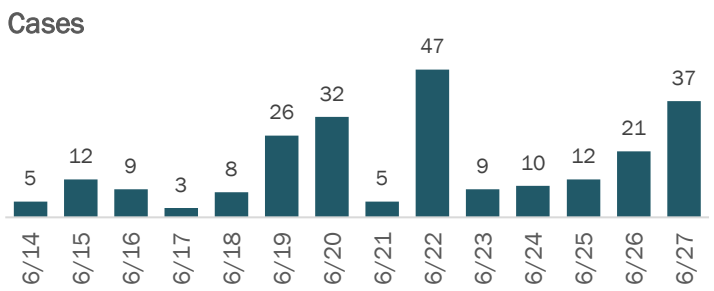

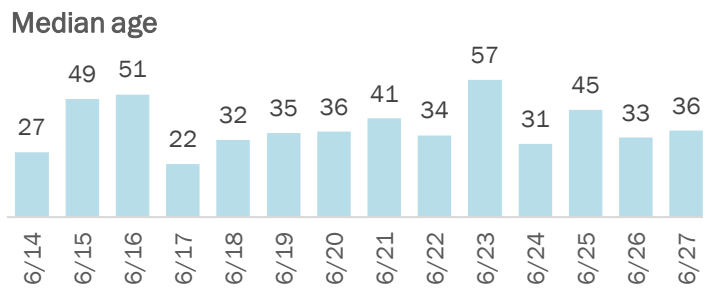

Race, ethnicity	Cases		Hospitalizations		Deaths	
White	214	51%	34	61%	15	75%
Hispanic	58	14%	5	9%	1	5%
Non-Hispanic	146	35%	29	52%	14	70%
Unknown ethnicity	10	2%	0	0%	0	0%
Black	63	15%	12	21%	4	20%
Hispanic	1	0%	0	0%	0	0%
Non-Hispanic	55	13%	11	20%	4	20%
Unknown ethnicity	7	2%	1	2%	0	0%
Other	85	20%	10	18%	1	5%
Hispanic	82	19%	10	18%	1	5%
Non-Hispanic	2	0%	0	0%	0	0%
Unknown ethnicity	1	0%	0	0%	0	0%
Unknown race	60	14%	0	0%	0	0%
Hispanic	11	3%	0	0%	0	0%
Non-Hispanic	0	0%	0	0%	0	0%
Unknown ethnicity	49	12%	0	0%	0	0%
Total	**422**		**56**		**20**	

Hospitalization counts include anyone who was hospitalized at some point during their illness. It does not reflect the number of people currently hospitalized.

Other race includes any person with a race of American Indian/Alaskan native, Asian, native Hawaiian/Pacific Islander, or other.

Outcomes for Florida residents		
Suwannee		
Hospitalizations	56	(13% of all cases)
Deaths	20	(5% of all cases)
Statewide		
Hospitalizations	14,244	(10% of all cases)
Deaths	3,419	(2% of all cases)

Cases in facility staff/residents		
Suwannee		
Long-term care	125	(30% of all cases)
Correctional	2	(0% of all cases)
Statewide		
Long-term care	13,021	(9% of all cases)
Correctional	3,645	(3% of all cases)

Laboratory testing for Florida residents and non-Florida residents over the past 2 weeks

Number and percent of positive labs

These counts include the number of people for whom the department received laboratory results by day. This percent is the number of people who test positive for the first time divided by all the people tested that day, excluding people who have previously tested positive.

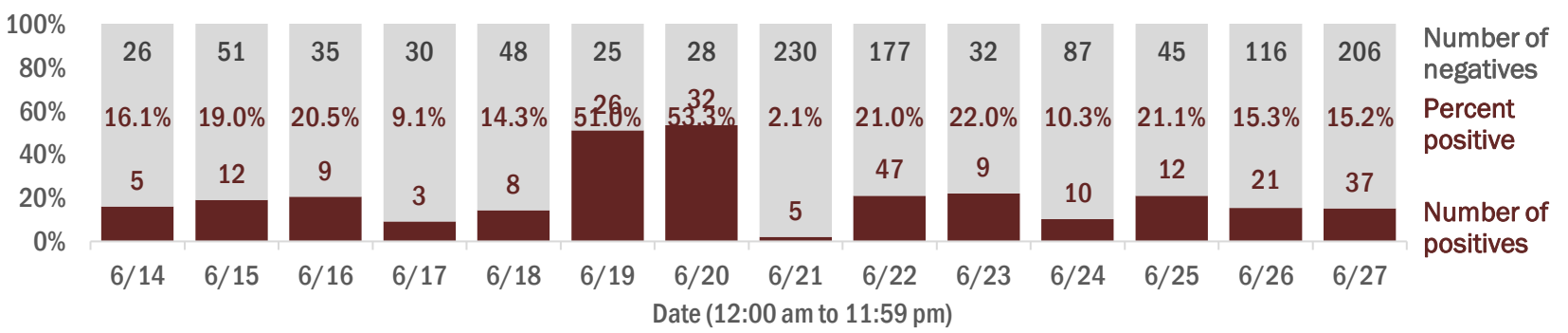

Emergency department (ED) and freestanding ED (FSED) chief complaint and admission data for Suwannee County

Daily percent of ED visits mentioning cough, fever, or shortness of breath

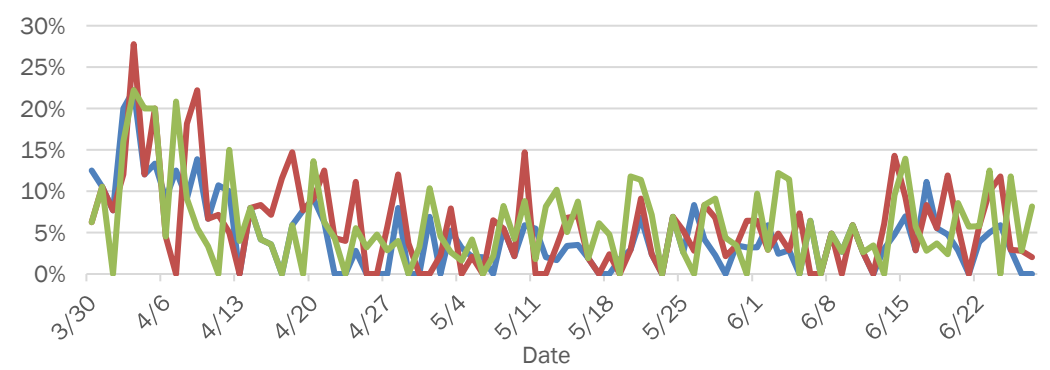

Weekly count of ED and FSED visits for influenza-like illness

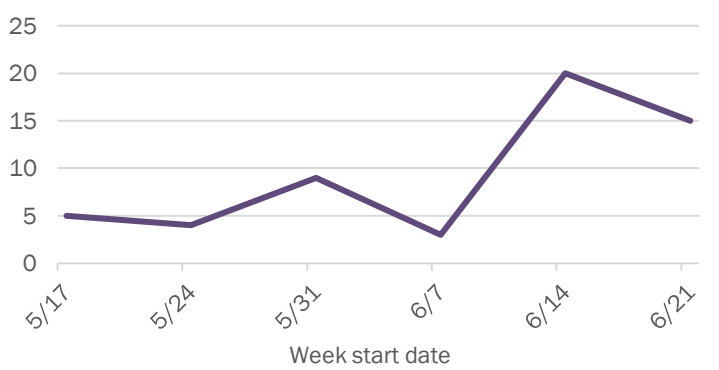

Daily percent of ED visits resulting in cough-associated admissions

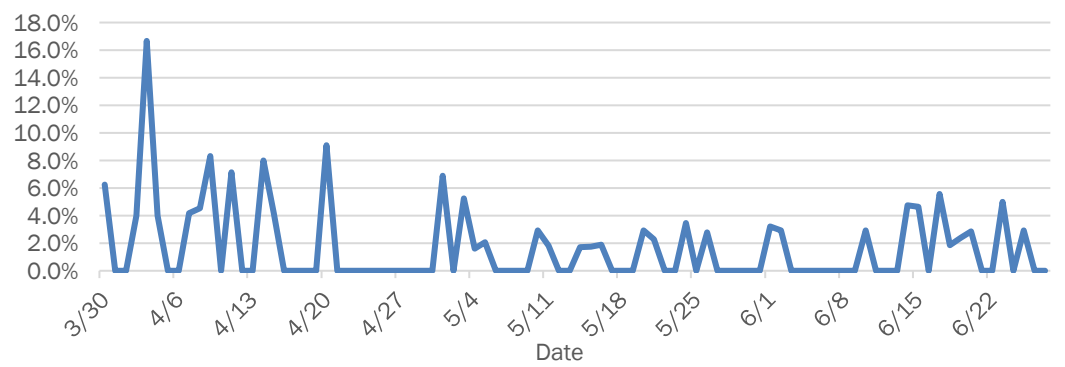

Weekly count of ED and FSED visits for COVID-like illness

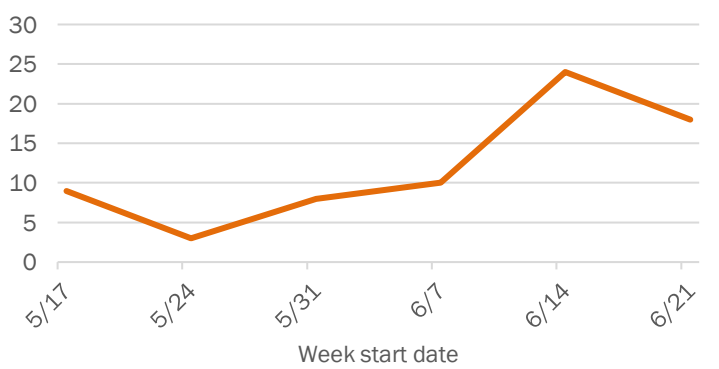

The Electronic Surveillance System for the Early Notification of Community-Based Epidemics (ESSENCE-FL) includes chief complaint data from 211 of 212 Florida EDs and 77 of 80 Florida FSEDs. Data are transmitted electronically to ESSENCE-FL daily or hourly.

COVID-19: summary for Taylor County

Data through Jun 27, 2020 verified as of Jun 28, 2020 at 09:25 AM

Data in this report are provisional and subject to change.

Confirmed cases

Total cases	**74**
Florida residents	73
Non-Florida residents	1
Gender for Florida residents	
Men	48
Women	25
Unknown	0
Age for Florida residents	
Range	6 - 84
Median age	32

Cases confirmed in Florida residents dy date case confirmed

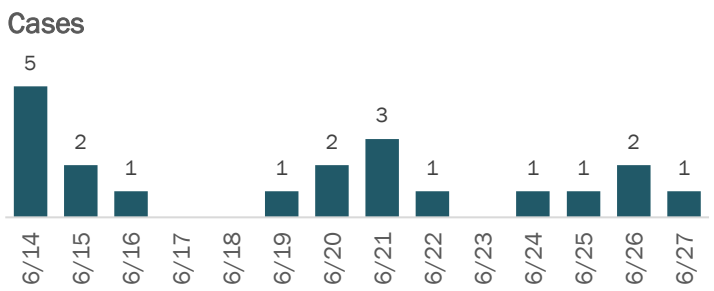

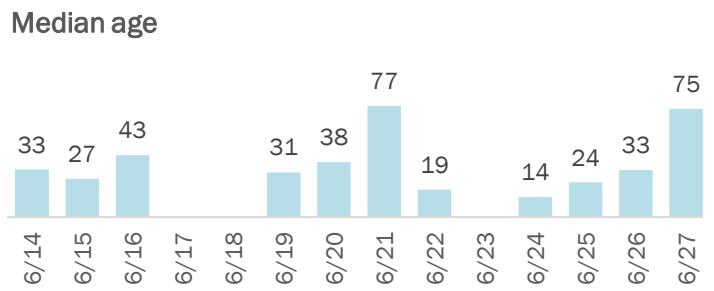

Race, ethnicity	Cases		Hospitalizations		Deaths	
White	45	62%	5	71%	0	N/A
Hispanic	8	11%	1	14%	0	N/A
Non-Hispanic	37	51%	4	57%	0	N/A
Unknown ethnicity	0	0%	0	0%	0	N/A
Black	6	8%	2	29%	0	N/A
Hispanic	0	0%	0	0%	0	N/A
Non-Hispanic	6	8%	2	29%	0	N/A
Unknown ethnicity	0	0%	0	0%	0	N/A
Other	18	25%	0	0%	0	N/A
Hispanic	18	25%	0	0%	0	N/A
Non-Hispanic	0	0%	0	0%	0	N/A
Unknown ethnicity	0	0%	0	0%	0	N/A
Unknown race	4	5%	0	0%	0	N/A
Hispanic	0	0%	0	0%	0	N/A
Non-Hispanic	0	0%	0	0%	0	N/A
Unknown ethnicity	4	5%	0	0%	0	N/A
Total	**73**		**7**		**0**	

Hospitalization counts include anyone who was hospitalized at some point during their illness. It does not reflect the number of people currently hospitalized.

Other race includes any person with a race of American Indian/Alaskan native, Asian, native Hawaiian/Pacific Islander, or other.

Outcomes for Florida residents		
Taylor		
Hospitalizations	7	(10% of all cases)
Deaths	0	(0% of all cases)
Statewide		
Hospitalizations	14,244	(10% of all cases)
Deaths	3,419	(2% of all cases)

Cases in facility staff/residents		
Taylor		
Long-term care	1	(1% of all cases)
Correctional	1	(1% of all cases)
Statewide		
Long-term care	13,021	(9% of all cases)
Correctional	3,645	(3% of all cases)

Laboratory testing for Florida residents and non-Florida residents over the past 2 weeks

Number and percent of positive labs

These counts include the number of people for whom the department received laboratory results by day. This percent is the number of people who test positive for the first time divided by all the people tested that day, excluding people who have previously tested positive.

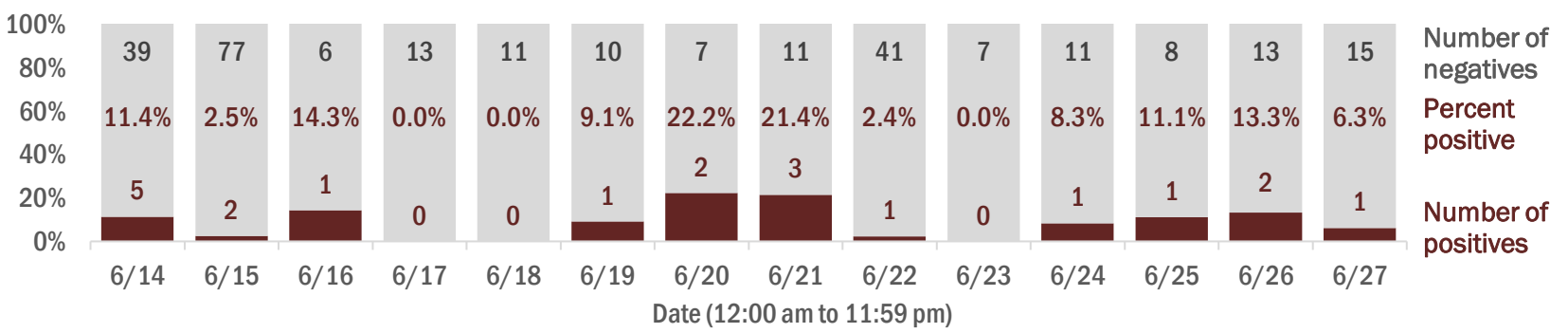

Emergency department (ED) and freestanding ED (FSED) chief complaint and admission data for Taylor County

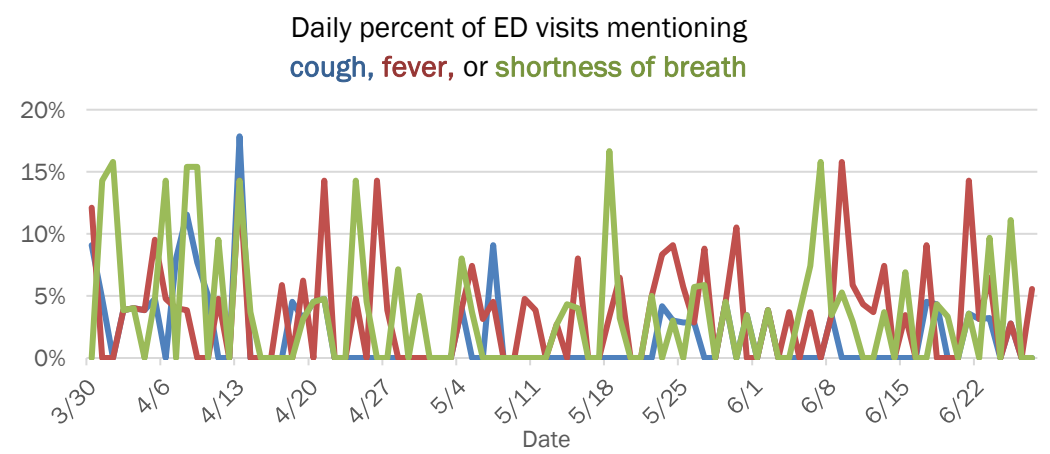

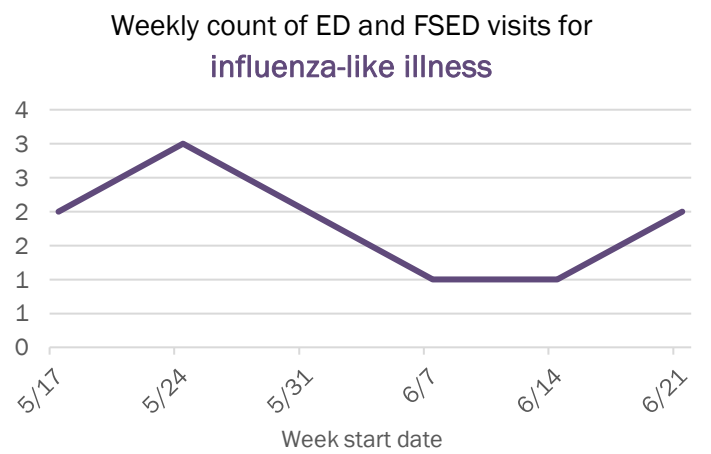

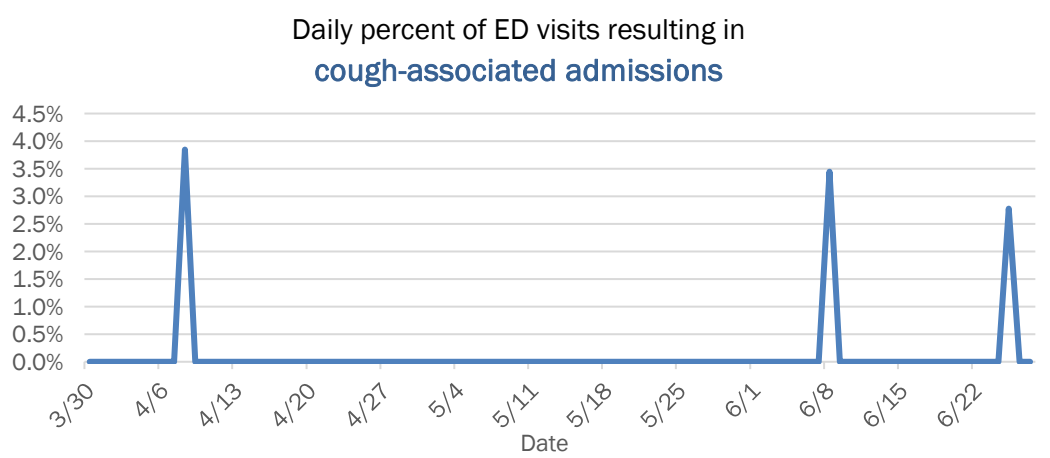

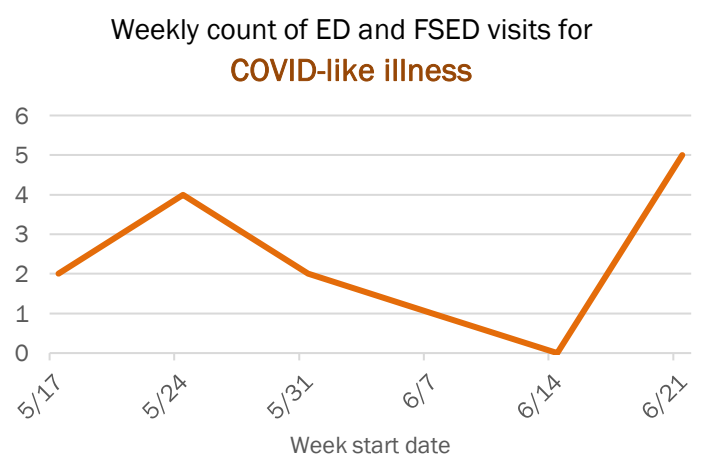

The Electronic Surveillance System for the Early Notification of Community-Based Epidemics (ESSENCE-FL) includes chief complaint data from 211 of 212 Florida EDs and 77 of 80 Florida FSEDs. Data are transmitted electronically to ESSENCE-FL daily or hourly.

COVID-19: summary for Union County

Data through Jun 27, 2020 verified as of Jun 28, 2020 at 09:25 AM

Data in this report are provisional and subject to change.

Confirmed cases

Total cases	**61**
Florida residents	61
Non-Florida residents	0
Gender for Florida residents	
Men	48
Women	13
Unknown	0
Age for Florida residents	
Range	9 - 80
Median age	56

Cases confirmed in Florida residents dy date case confirmed

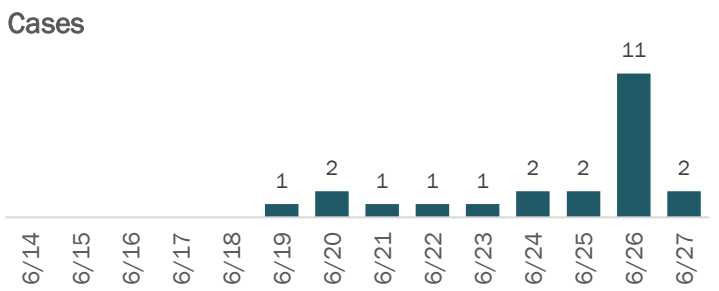

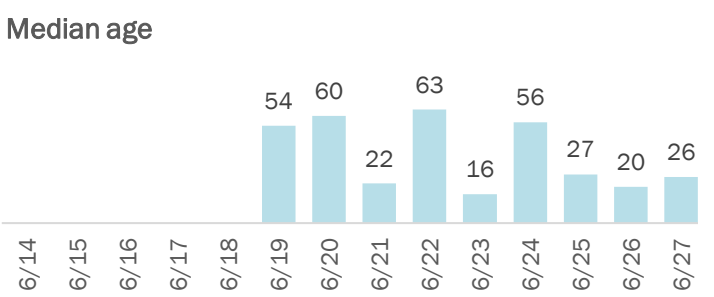

Race, ethnicity	Cases		Hospitalizations		Deaths	
White	38	62%	6	60%	1	50%
Hispanic	2	3%	0	0%	0	0%
Non-Hispanic	35	57%	6	60%	1	50%
Unknown ethnicity	1	2%	0	0%	0	0%
Black	20	33%	4	40%	1	50%
Hispanic	1	2%	1	10%	0	0%
Non-Hispanic	19	31%	3	30%	1	50%
Unknown ethnicity	0	0%	0	0%	0	0%
Other	2	3%	0	0%	0	0%
Hispanic	0	0%	0	0%	0	0%
Non-Hispanic	2	3%	0	0%	0	0%
Unknown ethnicity	0	0%	0	0%	0	0%
Unknown race	1	2%	0	0%	0	0%
Hispanic	0	0%	0	0%	0	0%
Non-Hispanic	0	0%	0	0%	0	0%
Unknown ethnicity	1	2%	0	0%	0	0%
Total	**61**		**10**		**2**	

Hospitalization counts include anyone who was hospitalized at some point during their illness. It does not reflect the number of people currently hospitalized.

Other race includes any person with a race of American Indian/Alaskan native, Asian, native Hawaiian/Pacific Islander, or other.

Outcomes for Florida residents		
Union		
Hospitalizations	10	(16% of all cases)
Deaths	2	(3% of all cases)
Statewide		
Hospitalizations	14,244	(10% of all cases)
Deaths	3,419	(2% of all cases)

Cases in facility staff/residents		
Union		
Long-term care	0	(0% of all cases)
Correctional	33	(54% of all cases)
Statewide		
Long-term care	13,021	(9% of all cases)
Correctional	3,645	(3% of all cases)

Laboratory testing for Florida residents and non-Florida residents over the past 2 weeks

Number and percent of positive labs

These counts include the number of people for whom the department received laboratory results by day. This percent is the number of people who test positive for the first time divided by all the people tested that day, excluding people who have previously tested positive.

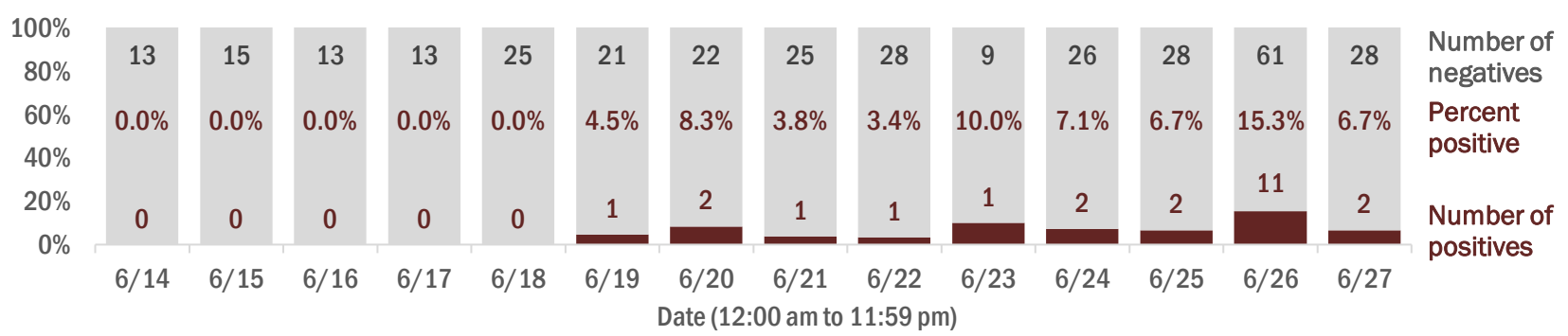

Emergency department (ED) and freestanding ED (FSED) chief complaint and admission data for Union County

Daily percent of ED visits mentioning cough, fever, or shortness of breath

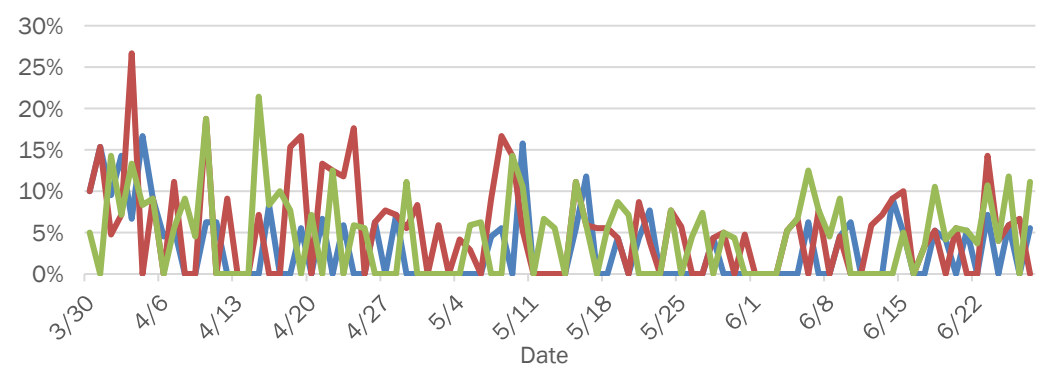

Weekly count of ED and FSED visits for influenza-like illness

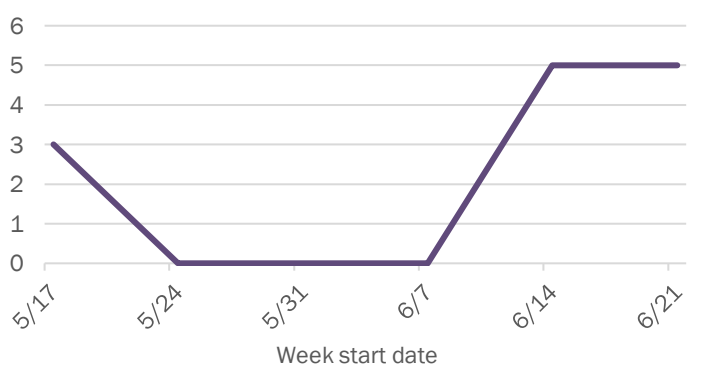

Daily percent of ED visits resulting in cough-associated admissions

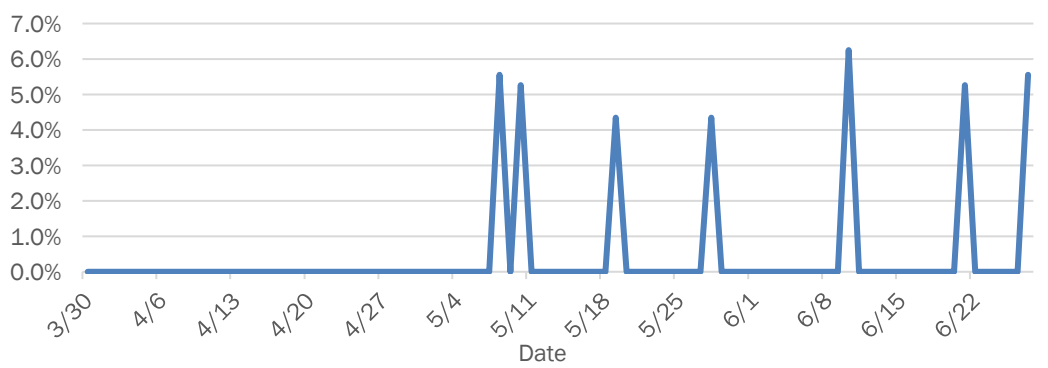

Weekly count of ED and FSED visits for COVID-like illness

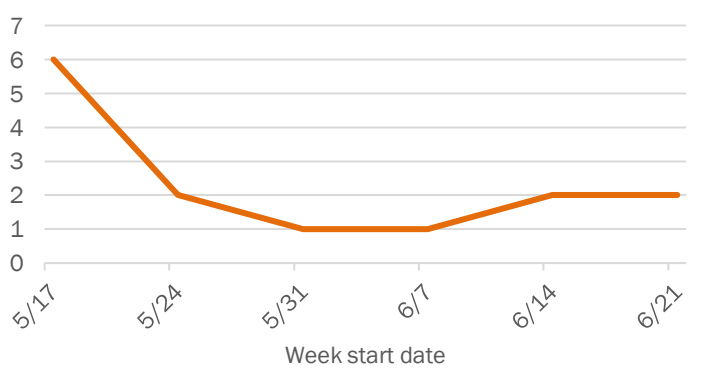

The Electronic Surveillance System for the Early Notification of Community-Based Epidemics (ESSENCE-FL) includes chief complaint data from 211 of 212 Florida EDs and 77 of 80 Florida FSEDs. Data are transmitted electronically to ESSENCE-FL daily or hourly.

COVID-19: summary for Volusia County

Data through Jun 27, 2020 verified as of Jun 28, 2020 at 09:25 AM

Data in this report are provisional and subject to change.

Confirmed cases

Total cases	**1,933**
Florida residents	1,916
Non-Florida residents	17
Gender for Florida residents	
Men	919
Women	992
Unknown	5
Age for Florida residents	
Range	0 - 102
Median age	43

Cases confirmed in Florida residents dy date case confirmed

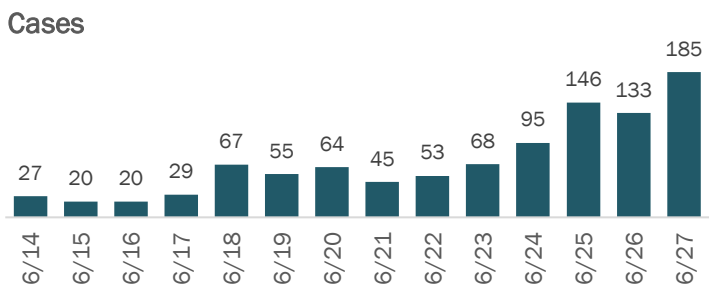

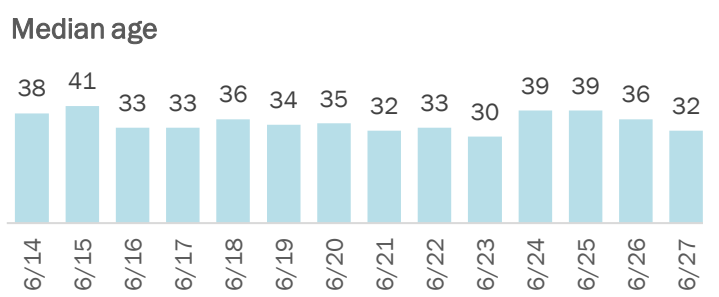

Race, ethnicity	Cases		Hospitalizations		Deaths	
White	898	47%	130	62%	42	78%
Hispanic	125	7%	16	8%	1	2%
Non-Hispanic	718	37%	112	53%	41	76%
Unknown ethnicity	55	3%	2	1%	0	0%
Black	300	16%	38	18%	5	9%
Hispanic	8	0%	1	0%	0	0%
Non-Hispanic	271	14%	37	18%	5	9%
Unknown ethnicity	21	1%	0	0%	0	0%
Other	345	18%	39	19%	7	13%
Hispanic	92	5%	10	5%	1	2%
Non-Hispanic	149	8%	27	13%	6	11%
Unknown ethnicity	104	5%	2	1%	0	0%
Unknown race	373	19%	3	1%	0	0%
Hispanic	5	0%	0	0%	0	0%
Non-Hispanic	2	0%	0	0%	0	0%
Unknown ethnicity	366	19%	3	1%	0	0%
Total	**1,916**		**210**		**54**	

Hospitalization counts include anyone who was hospitalized at some point during their illness. It does not reflect the number of people currently hospitalized.

Other race includes any person with a race of American Indian/Alaskan native, Asian, native Hawaiian/Pacific Islander, or other.

Outcomes for Florida residents		
Volusia		
Hospitalizations	210	(11% of all cases)
Deaths	54	(3% of all cases)
Statewide		
Hospitalizations	14,244	(10% of all cases)
Deaths	3,419	(2% of all cases)

Cases in facility staff/residents		
Volusia		
Long-term care	217	(11% of all cases)
Correctional	164	(9% of all cases)
Statewide		
Long-term care	13,021	(9% of all cases)
Correctional	3,645	(3% of all cases)

Laboratory testing for Florida residents and non-Florida residents over the past 2 weeks

Number and percent of positive labs

These counts include the number of people for whom the department received laboratory results by day. This percent is the number of people who test positive for the first time divided by all the people tested that day, excluding people who have previously tested positive.

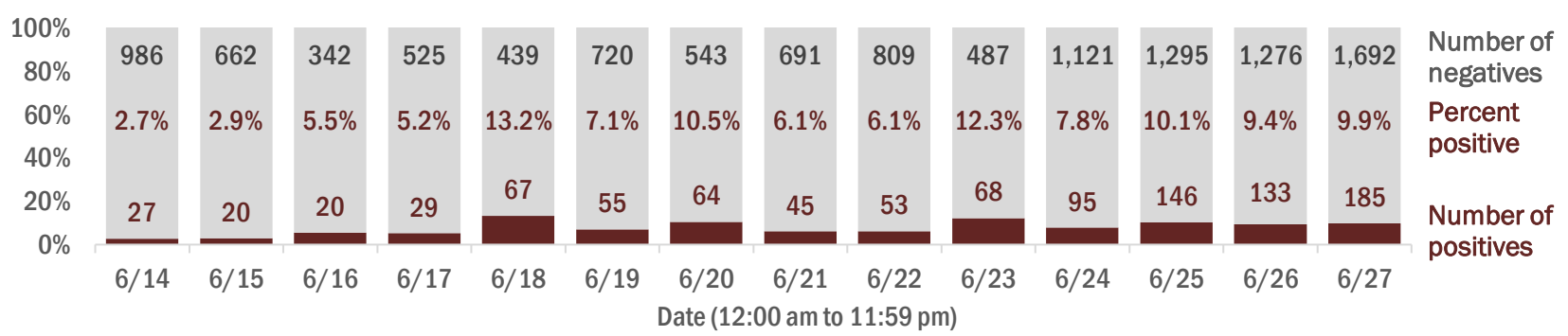

Emergency department (ED) and freestanding ED (FSED) chief complaint and admission data for Volusia County

Daily percent of ED visits mentioning cough, fever, or shortness of breath

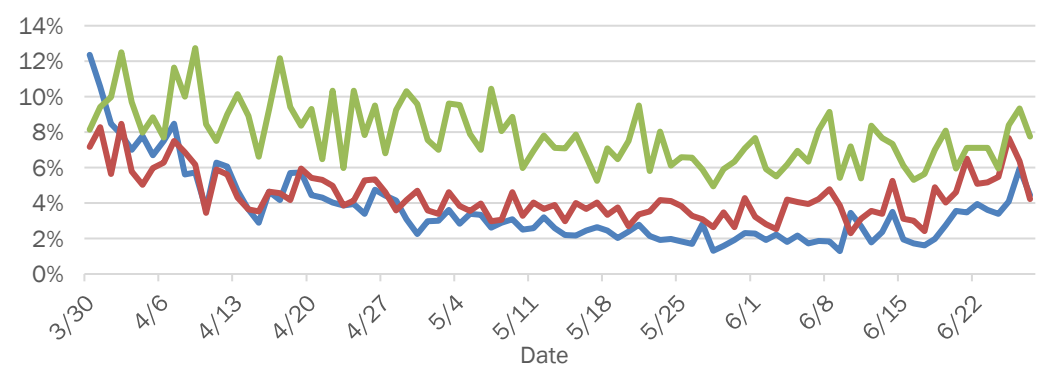

Weekly count of ED and FSED visits for influenza-like illness

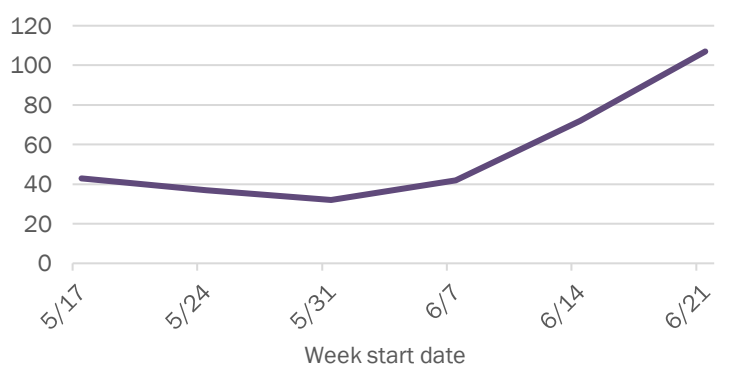

Daily percent of ED visits resulting in cough-associated admissions

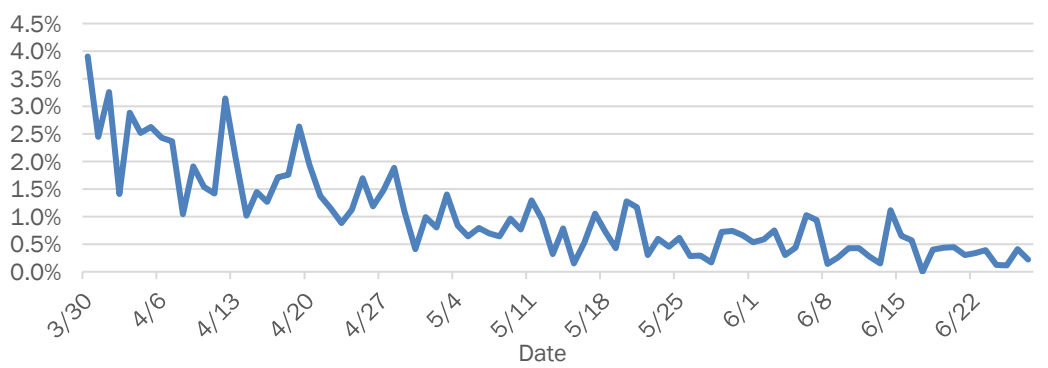

Weekly count of ED and FSED visits for COVID-like illness

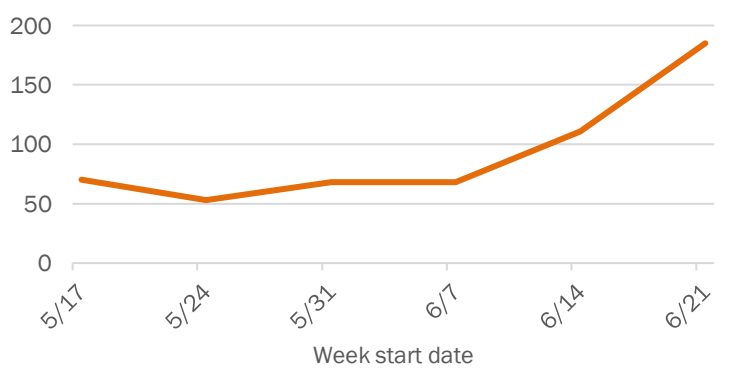

The Electronic Surveillance System for the Early Notification of Community-Based Epidemics (ESSENCE-FL) includes chief complaint data from 211 of 212 Florida EDs and 77 of 80 Florida FSEDs. Data are transmitted electronically to ESSENCE-FL daily or hourly.

COVID-19: summary for Wakulla County

Data through Jun 27, 2020 verified as of Jun 28, 2020 at 09:25 AM

Data in this report are provisional and subject to change.

Confirmed cases

Total cases	**54**
Florida residents	52
Non-Florida residents	2
Gender for Florida residents	
Men	22
Women	30
Unknown	0
Age for Florida residents	
Range	3 - 86
Median age	45

Cases confirmed in Florida residents dy date case confirmed

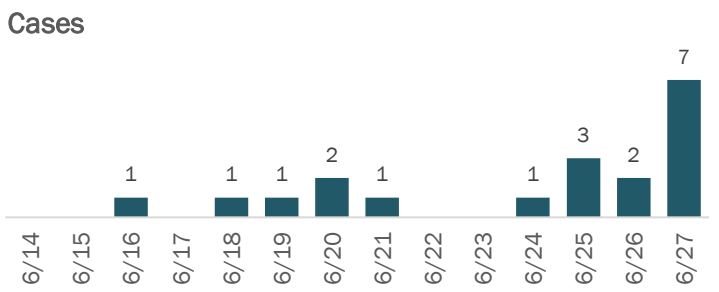

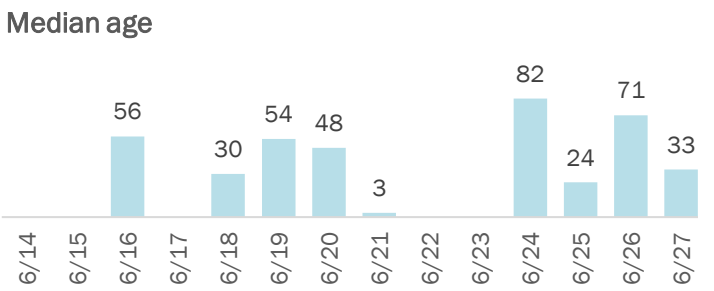

Race, ethnicity	Cases		Hospitalizations		Deaths	
White	27	52%	3	43%	1	100%
Hispanic	1	2%	0	0%	0	0%
Non-Hispanic	26	50%	3	43%	1	100%
Unknown ethnicity	0	0%	0	0%	0	0%
Black	15	29%	3	43%	0	0%
Hispanic	0	0%	0	0%	0	0%
Non-Hispanic	15	29%	3	43%	0	0%
Unknown ethnicity	0	0%	0	0%	0	0%
Other	3	6%	1	14%	0	0%
Hispanic	0	0%	0	0%	0	0%
Non-Hispanic	3	6%	1	14%	0	0%
Unknown ethnicity	0	0%	0	0%	0	0%
Unknown race	7	13%	0	0%	0	0%
Hispanic	0	0%	0	0%	0	0%
Non-Hispanic	0	0%	0	0%	0	0%
Unknown ethnicity	7	13%	0	0%	0	0%
Total	**52**		**7**		**1**	

Hospitalization counts include anyone who was hospitalized at some point during their illness. It does not reflect the number of people currently hospitalized.

Other race includes any person with a race of American Indian/Alaskan native, Asian, native Hawaiian/Pacific Islander, or other.

Outcomes for Florida residents

Wakulla		
Hospitalizations	7	(13% of all cases)
Deaths	1	(2% of all cases)
Statewide		
Hospitalizations	14,244	(10% of all cases)
Deaths	3,419	(2% of all cases)

Cases in facility staff/residents

Wakulla		
Long-term care	12	(23% of all cases)
Correctional	5	(10% of all cases)
Statewide		
Long-term care	13,021	(9% of all cases)
Correctional	3,645	(3% of all cases)

Laboratory testing for Florida residents and non-Florida residents over the past 2 weeks

Number and percent of positive labs

These counts include the number of people for whom the department received laboratory results by day. This percent is the number of people who test positive for the first time divided by all the people tested that day, excluding people who have previously tested positive.

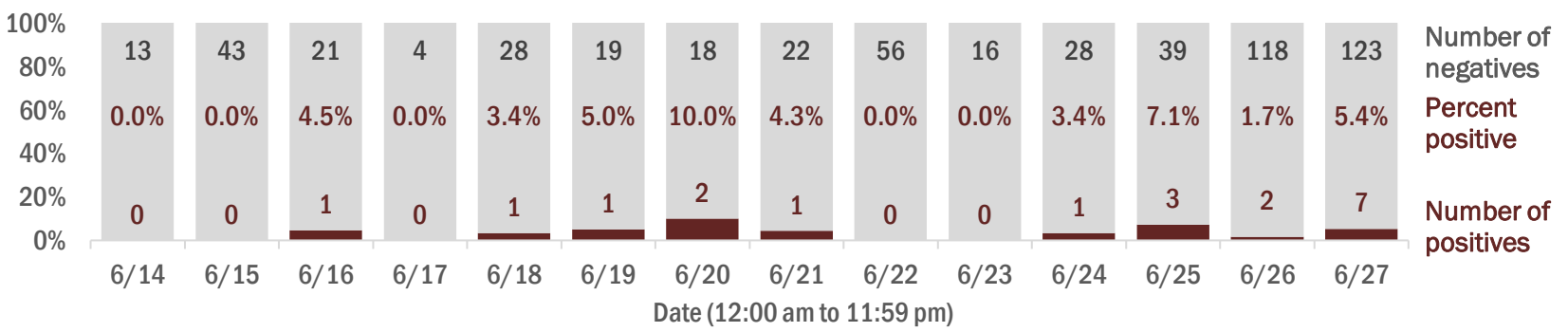

Emergency department (ED) and freestanding ED (FSED) chief complaint and admission data for Wakulla County

Daily percent of ED visits mentioning cough, fever, or shortness of breath

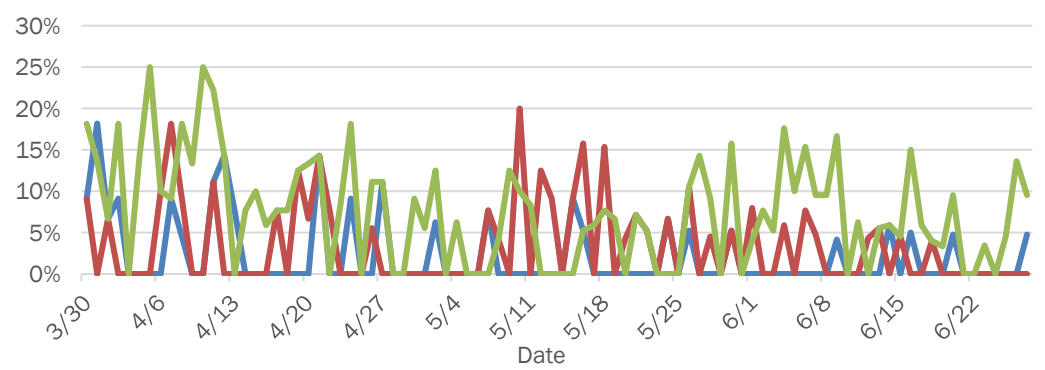

Weekly count of ED and FSED visits for influenza-like illness

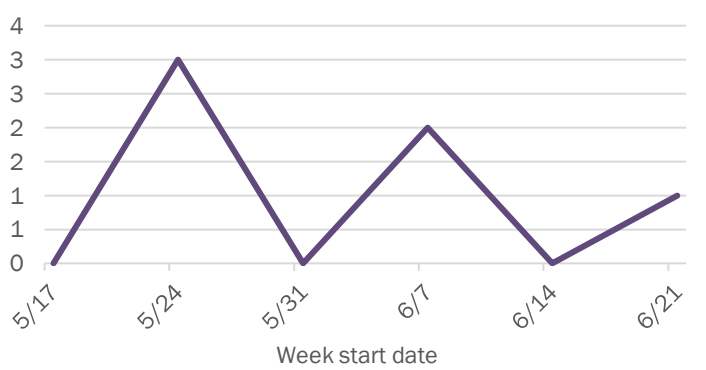

Daily percent of ED visits resulting in cough-associated admissions

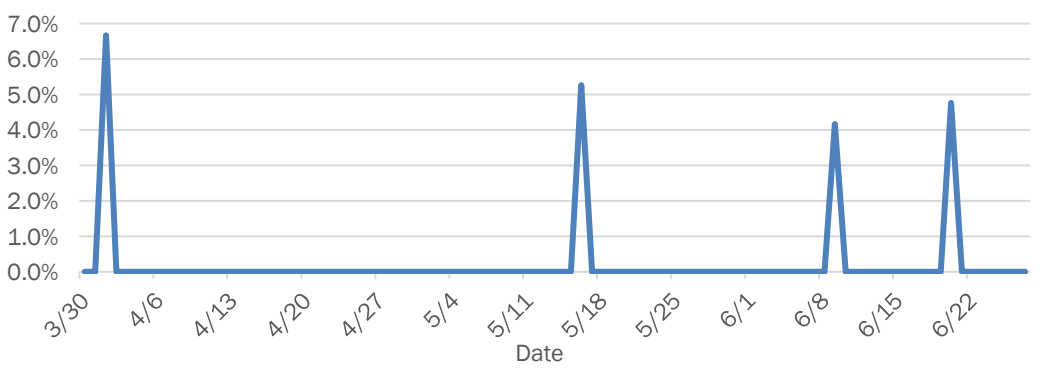

Weekly count of ED and FSED visits for COVID-like illness

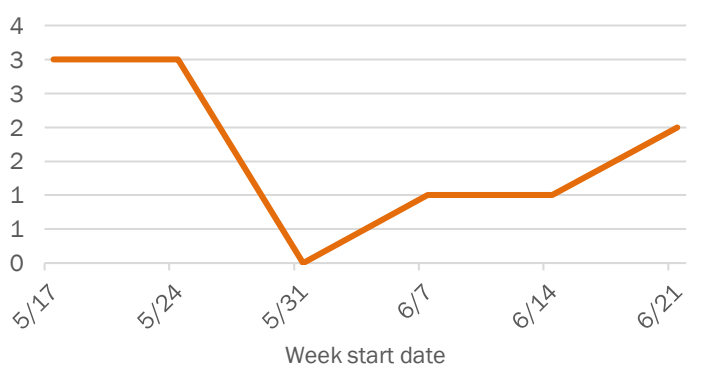

The Electronic Surveillance System for the Early Notification of Community-Based Epidemics (ESSENCE-FL) includes chief complaint data from 211 of 212 Florida EDs and 77 of 80 Florida FSEDs. Data are transmitted electronically to ESSENCE-FL daily or hourly.

COVID-19: summary for Walton County

Data through Jun 27, 2020 verified as of Jun 28, 2020 at 09:25 AM

Data in this report are provisional and subject to change.

Confirmed cases

Total cases	**211**
Florida residents	182
Non-Florida residents	29
Gender for Florida residents	
Men	83
Women	99
Unknown	0
Age for Florida residents	
Range	0 - 101
Median age	46

Cases confirmed in Florida residents dy date case confirmed

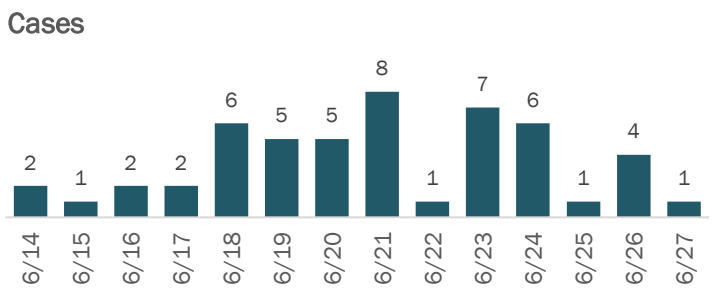

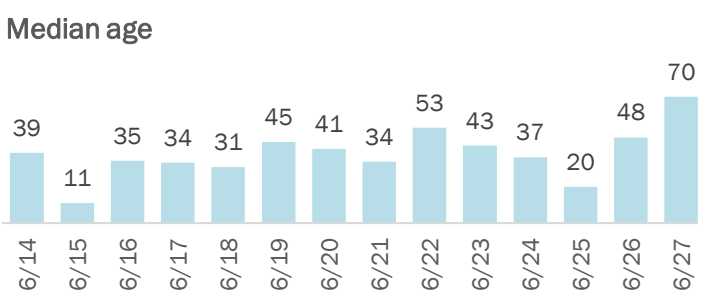

Race, ethnicity	Cases		Hospitalizations		Deaths	
White	163	90%	21	84%	9	100%
Hispanic	45	25%	4	16%	0	0%
Non-Hispanic	114	63%	16	64%	9	100%
Unknown ethnicity	4	2%	1	4%	0	0%
Black	12	7%	2	8%	0	0%
Hispanic	0	0%	0	0%	0	0%
Non-Hispanic	11	6%	2	8%	0	0%
Unknown ethnicity	1	1%	0	0%	0	0%
Other	5	3%	2	8%	0	0%
Hispanic	4	2%	2	8%	0	0%
Non-Hispanic	1	1%	0	0%	0	0%
Unknown ethnicity	0	0%	0	0%	0	0%
Unknown race	2	1%	0	0%	0	0%
Hispanic	0	0%	0	0%	0	0%
Non-Hispanic	0	0%	0	0%	0	0%
Unknown ethnicity	2	1%	0	0%	0	0%
Total	**182**		**25**		**9**	

Hospitalization counts include anyone who was hospitalized at some point during their illness. It does not reflect the number of people currently hospitalized.

Other race includes any person with a race of American Indian/Alaskan native, Asian, native Hawaiian/Pacific Islander, or other.

Outcomes for Florida residents		
Walton		
Hospitalizations	25	(14% of all cases)
Deaths	9	(5% of all cases)
Statewide		
Hospitalizations	14,244	(10% of all cases)
Deaths	3,419	(2% of all cases)

Cases in facility staff/residents		
Walton		
Long-term care	56	(31% of all cases)
Correctional	1	(1% of all cases)
Statewide		
Long-term care	13,021	(9% of all cases)
Correctional	3,645	(3% of all cases)

Laboratory testing for Florida residents and non-Florida residents over the past 2 weeks

Number and percent of positive labs

These counts include the number of people for whom the department received laboratory results by day. This percent is the number of people who test positive for the first time divided by all the people tested that day, excluding people who have previously tested positive.

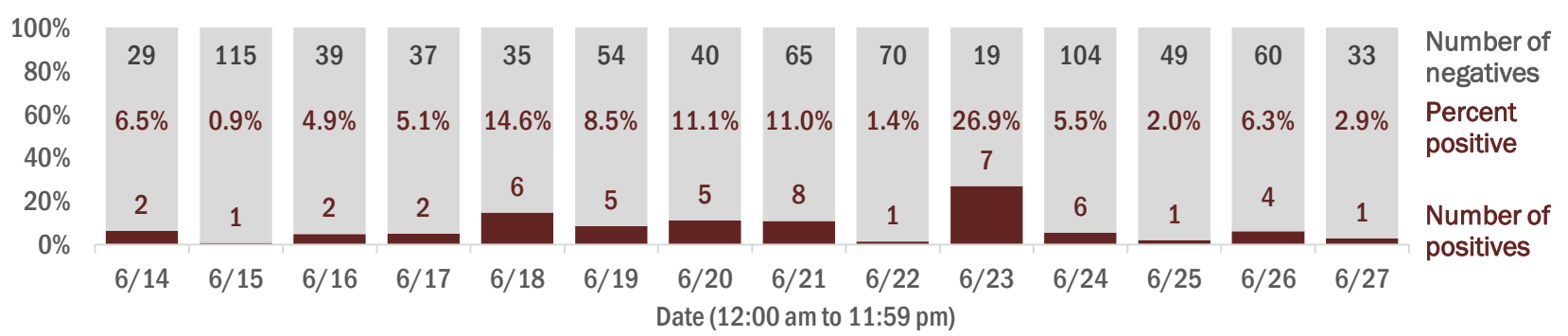

Emergency department (ED) and freestanding ED (FSED) chief complaint and admission data for Walton County

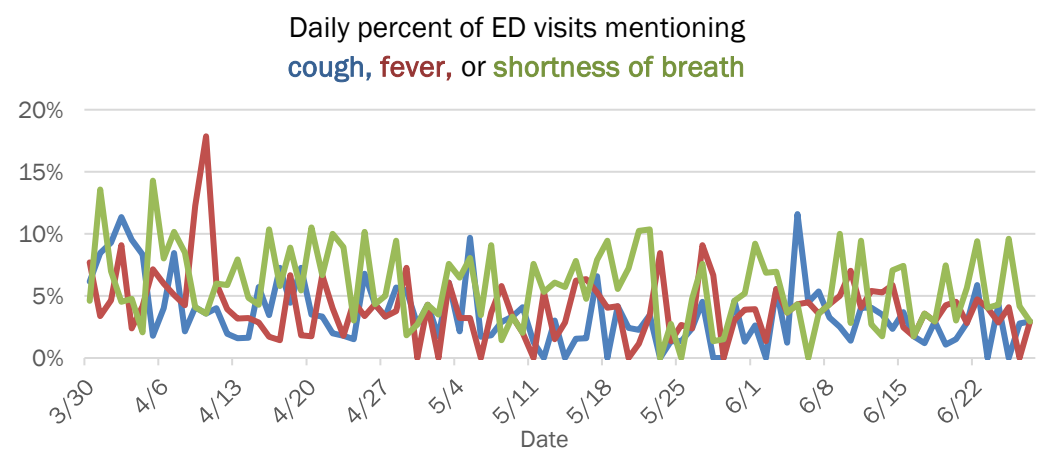

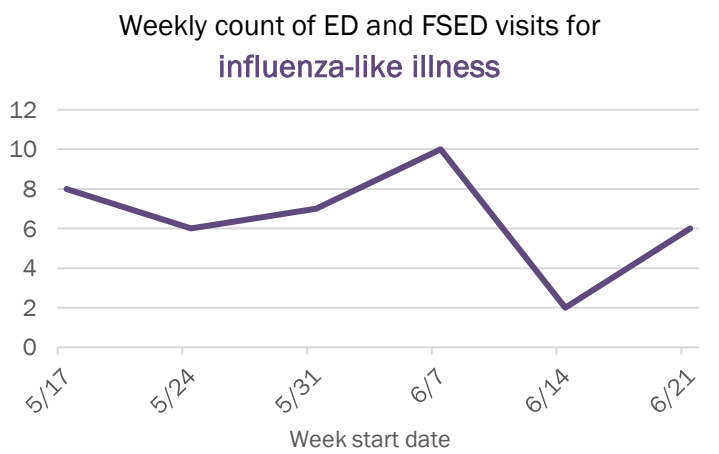

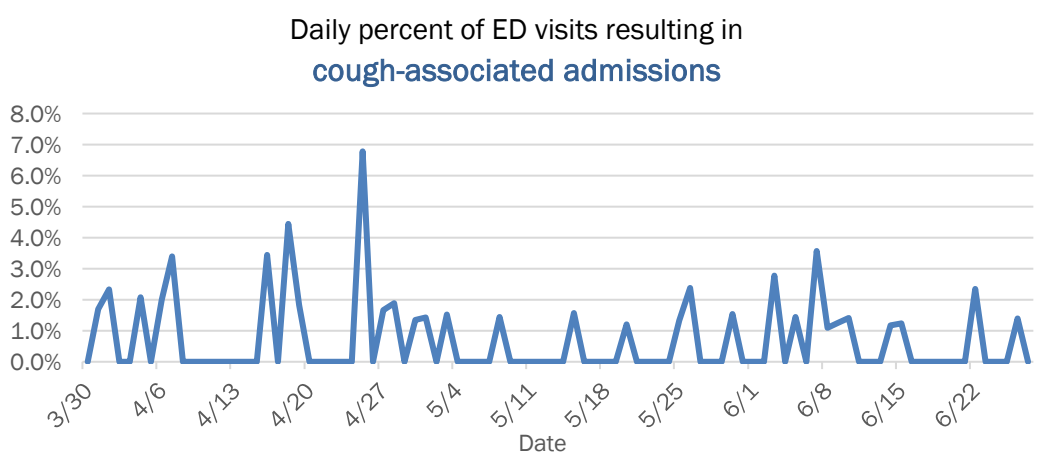

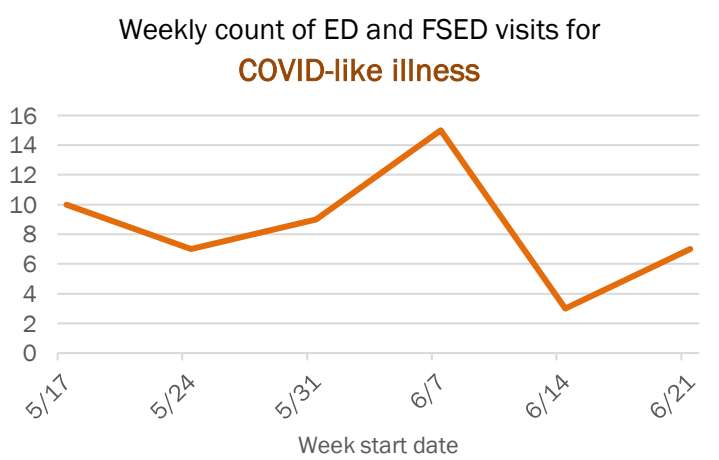

The Electronic Surveillance System for the Early Notification of Community-Based Epidemics (ESSENCE-FL) includes chief complaint data from 211 of 212 Florida EDs and 77 of 80 Florida FSEDs. Data are transmitted electronically to ESSENCE-FL daily or hourly.

COVID-19: summary for Washington County

Data through Jun 27, 2020 verified as of Jun 28, 2020 at 09:25 AM

Data in this report are provisional and subject to change.

Confirmed cases

Total cases	**110**
Florida residents	108
Non-Florida residents	2
Gender for Florida residents	
Men	51
Women	57
Unknown	0
Age for Florida residents	
Range	9 - 99
Median age	58

Cases confirmed in Florida residents dy date case confirmed

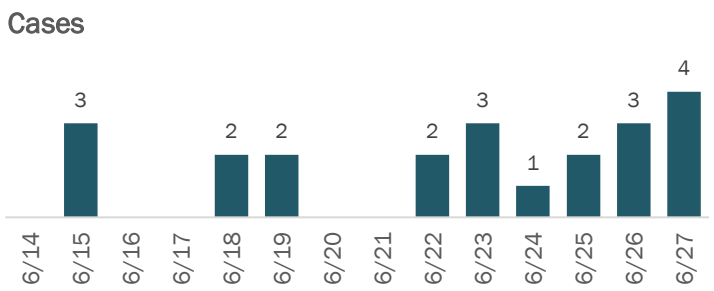

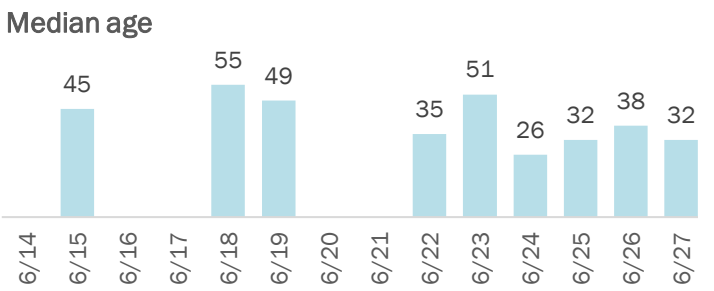

Race, ethnicity	Cases		Hospitalizations		Deaths	
White	76	70%	16	80%	8	67%
Hispanic	1	1%	0	0%	0	0%
Non-Hispanic	74	69%	16	80%	8	67%
Unknown ethnicity	1	1%	0	0%	0	0%
Black	23	21%	3	15%	4	33%
Hispanic	0	0%	0	0%	0	0%
Non-Hispanic	23	21%	3	15%	4	33%
Unknown ethnicity	0	0%	0	0%	0	0%
Other	1	1%	0	0%	0	0%
Hispanic	0	0%	0	0%	0	0%
Non-Hispanic	1	1%	0	0%	0	0%
Unknown ethnicity	0	0%	0	0%	0	0%
Unknown race	8	7%	1	5%	0	0%
Hispanic	0	0%	0	0%	0	0%
Non-Hispanic	0	0%	0	0%	0	0%
Unknown ethnicity	8	7%	1	5%	0	0%
Total	**108**		**20**		**12**	

Hospitalization counts include anyone who was hospitalized at some point during their illness. It does not reflect the number of people currently hospitalized.

Other race includes any person with a race of American Indian/Alaskan native, Asian, native Hawaiian/Pacific Islander, or other.

Outcomes for Florida residents

Washington		
Hospitalizations	20	(19% of all cases)
Deaths	12	(11% of all cases)
Statewide		
Hospitalizations	14,244	(10% of all cases)
Deaths	3,419	(2% of all cases)

Cases in facility staff/residents

Washington		
Long-term care	58	(54% of all cases)
Correctional	2	(2% of all cases)
Statewide		
Long-term care	13,021	(9% of all cases)
Correctional	3,645	(3% of all cases)

Laboratory testing for Florida residents and non-Florida residents over the past 2 weeks

Number and percent of positive labs

These counts include the number of people for whom the department received laboratory results by day. This percent is the number of people who test positive for the first time divided by all the people tested that day, excluding people who have previously tested positive.

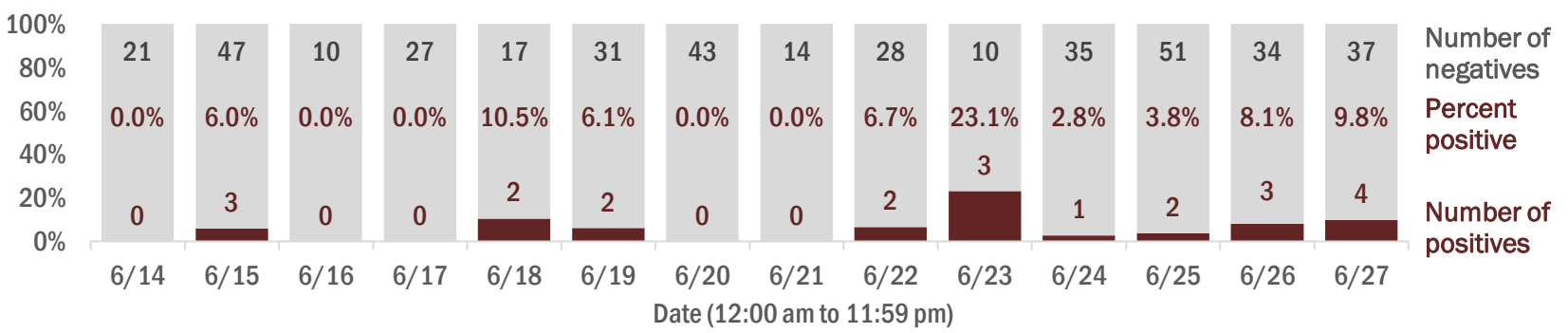

Emergency department (ED) and freestanding ED (FSED) chief complaint and admission data for Washington County

Daily percent of ED visits mentioning cough, fever, or shortness of breath

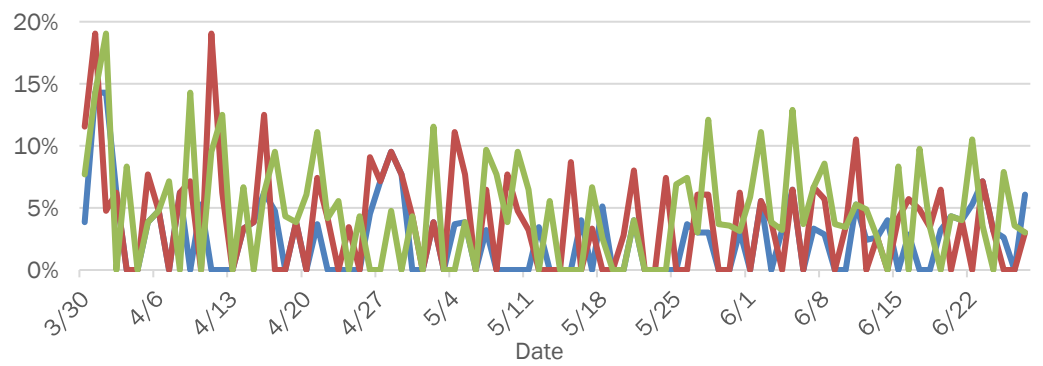

Weekly count of ED and FSED visits for influenza-like illness

Daily percent of ED visits resulting in cough-associated admissions

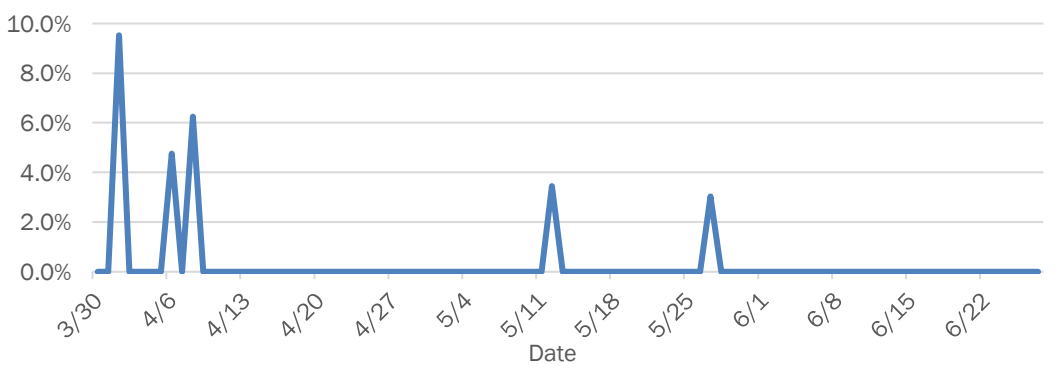

Weekly count of ED and FSED visits for COVID-like illness

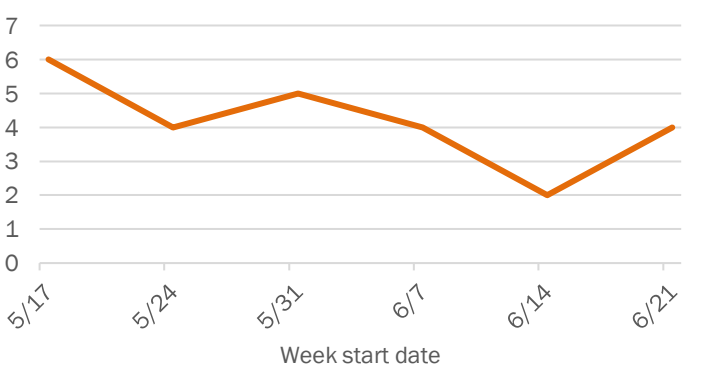

The Electronic Surveillance System for the Early Notification of Community-Based Epidemics (ESSENCE-FL) includes chief complaint data from 211 of 212 Florida EDs and 77 of 80 Florida FSEDs. Data are transmitted electronically to ESSENCE-FL daily or hourly.