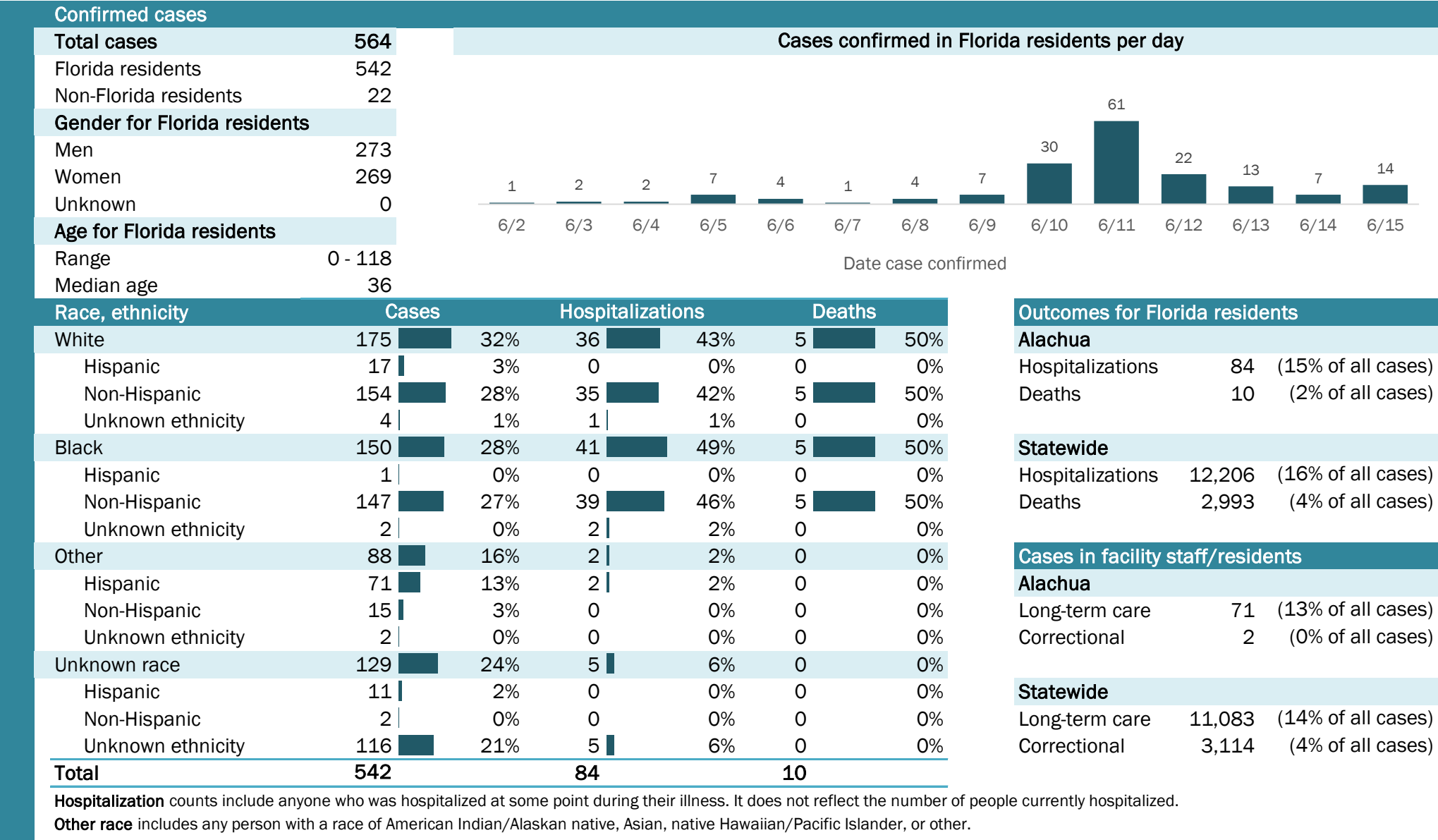


Coronavirus: summary for Alachua County

Data for Jun 16, 2020 (verified at 10 AM)

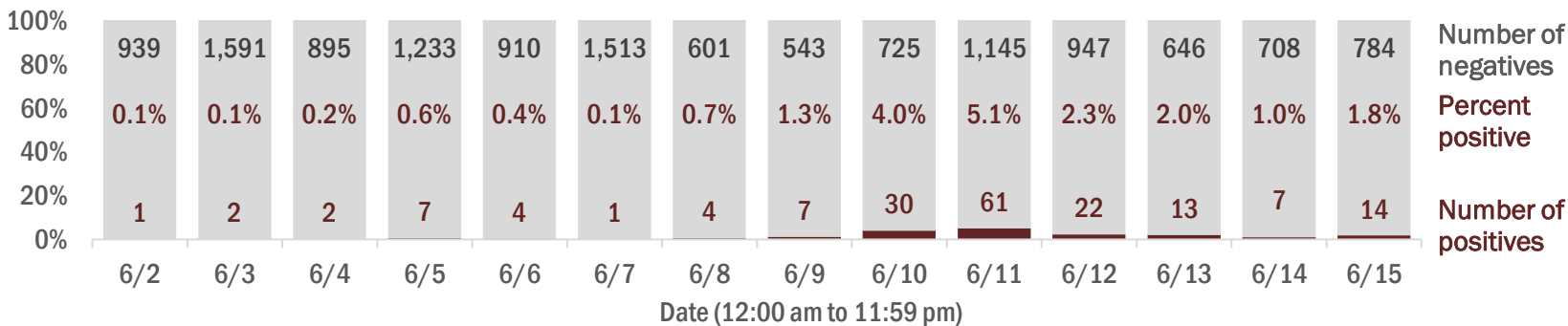
Data in this report are provisional and subject to change.



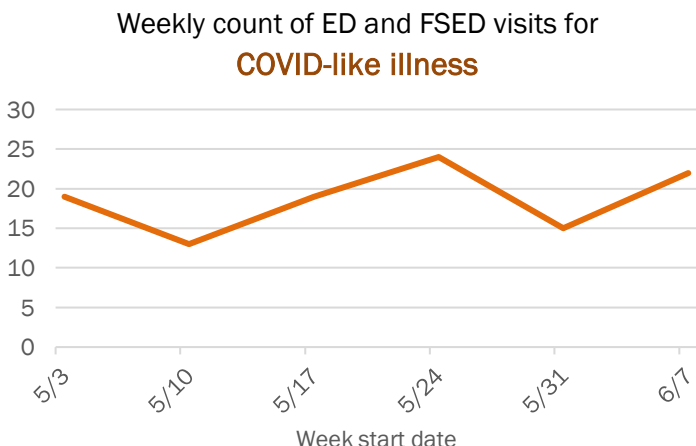
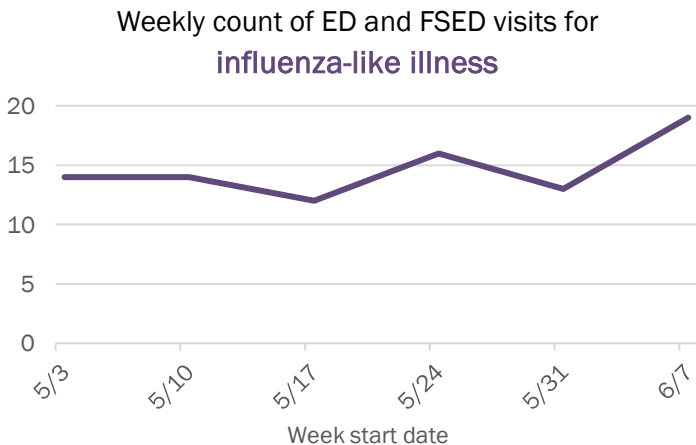
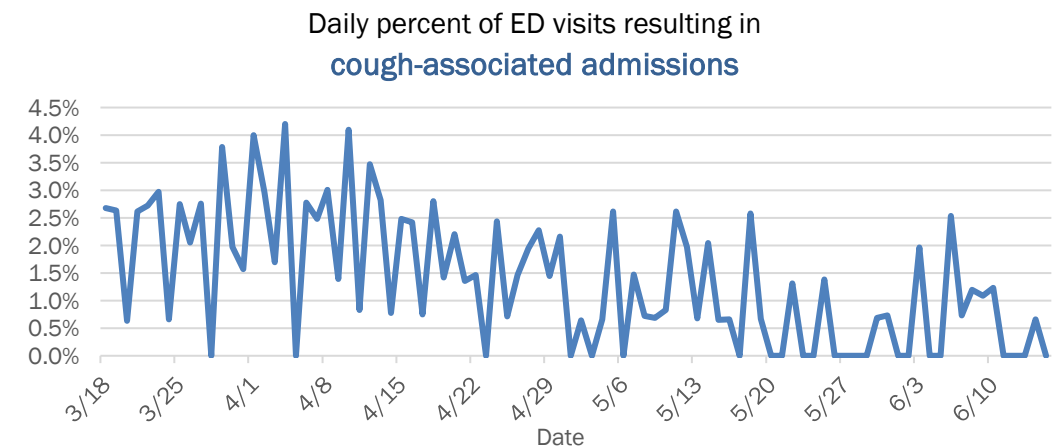
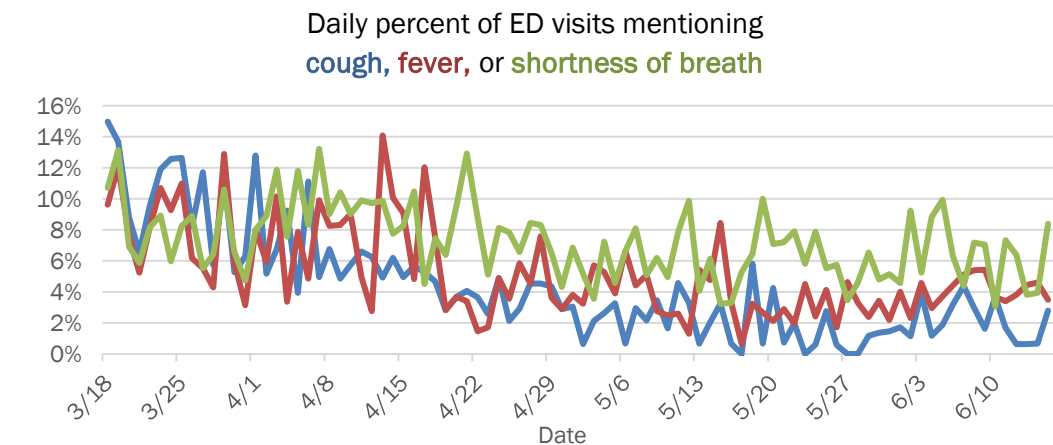
Laboratory testing for Florida residents and non-Florida residents over the past 2 weeks

Number and percent of positive labs

These counts include the number of people for whom the department received laboratory results by day. This percent is the number of people who test positive for the first time divided by all the people tested that day, excluding people who have previously tested positive.



Emergency department (ED) and freestanding ED (FSED) chief complaint and admission data for Alachua County



The Electronic Surveillance System for the Early Notification of Community-Based Epidemics (ESSENCE-FL) includes chief complaint data from 211 of 212 Florida EDs and 74 of 79 Florida FSEDs. Data are transmitted electronically to ESSENCE-FL daily or hourly.

Coronavirus: summary for Baker County

Data for Jun 16, 2020 (verified at 10 AM)

Data in this report are provisional and subject to change.

Confirmed cases

Total cases	34
Florida residents	34
Non-Florida residents	0
Gender for Florida residents	
Men	14
Women	20
Unknown	0
Age for Florida residents	
Range	10 - 97
Median age	58

Cases confirmed in Florida residents per day

Date	Cases
6/2	0
6/3	0
6/4	0
6/5	0
6/6	0
6/7	0
6/8	0
6/9	0
6/10	0
6/11	1
6/12	0
6/13	0
6/14	0
6/15	2

Race, ethnicity	Cases	Hospitalizations	Deaths
White	23 68%	8 67%	3 75%
Hispanic	0 0%	0 0%	0 0%
Non-Hispanic	23 68%	8 67%	3 75%
Unknown ethnicity	0 0%	0 0%	0 0%
Black	7 21%	2 17%	1 25%
Hispanic	0 0%	0 0%	0 0%
Non-Hispanic	6 18%	2 17%	1 25%
Unknown ethnicity	1 3%	0 0%	0 0%
Other	2 6%	2 17%	0 0%
Hispanic	0 0%	0 0%	0 0%
Non-Hispanic	2 6%	2 17%	0 0%
Unknown ethnicity	0 0%	0 0%	0 0%
Unknown race	2 6%	0 0%	0 0%
Hispanic	0 0%	0 0%	0 0%
Non-Hispanic	0 0%	0 0%	0 0%
Unknown ethnicity	2 6%	0 0%	0 0%
Total	34	12	4

Hospitalization counts include anyone who was hospitalized at some point during their illness. It does not reflect the number of people currently hospitalized.

Other race includes any person with a race of American Indian/Alaskan native, Asian, native Hawaiian/Pacific Islander, or other.

Outcomes for Florida residents

Baker

Hospitalizations	12	(35% of all cases)
Deaths	4	(12% of all cases)

Statewide

Hospitalizations	12,206	(16% of all cases)
Deaths	2,993	(4% of all cases)

Cases in facility staff/residents

Baker

Long-term care	15	(44% of all cases)
Correctional	0	(0% of all cases)

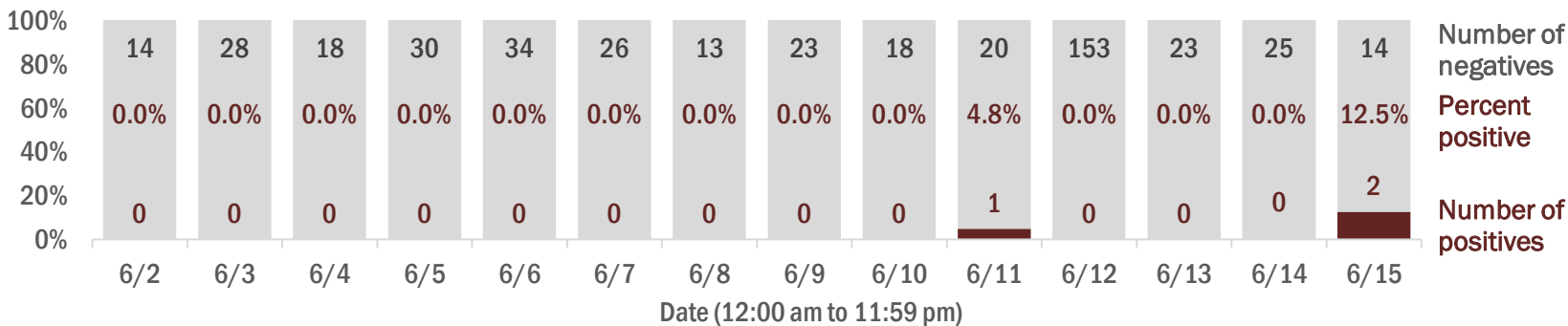
Statewide

Long-term care	11,083	(14% of all cases)
Correctional	3,114	(4% of all cases)

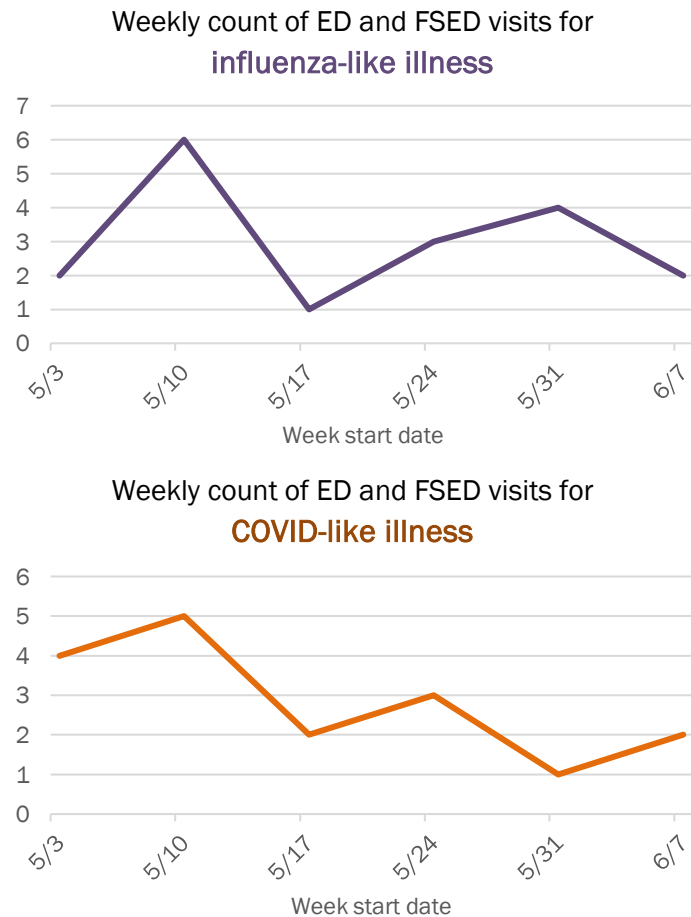
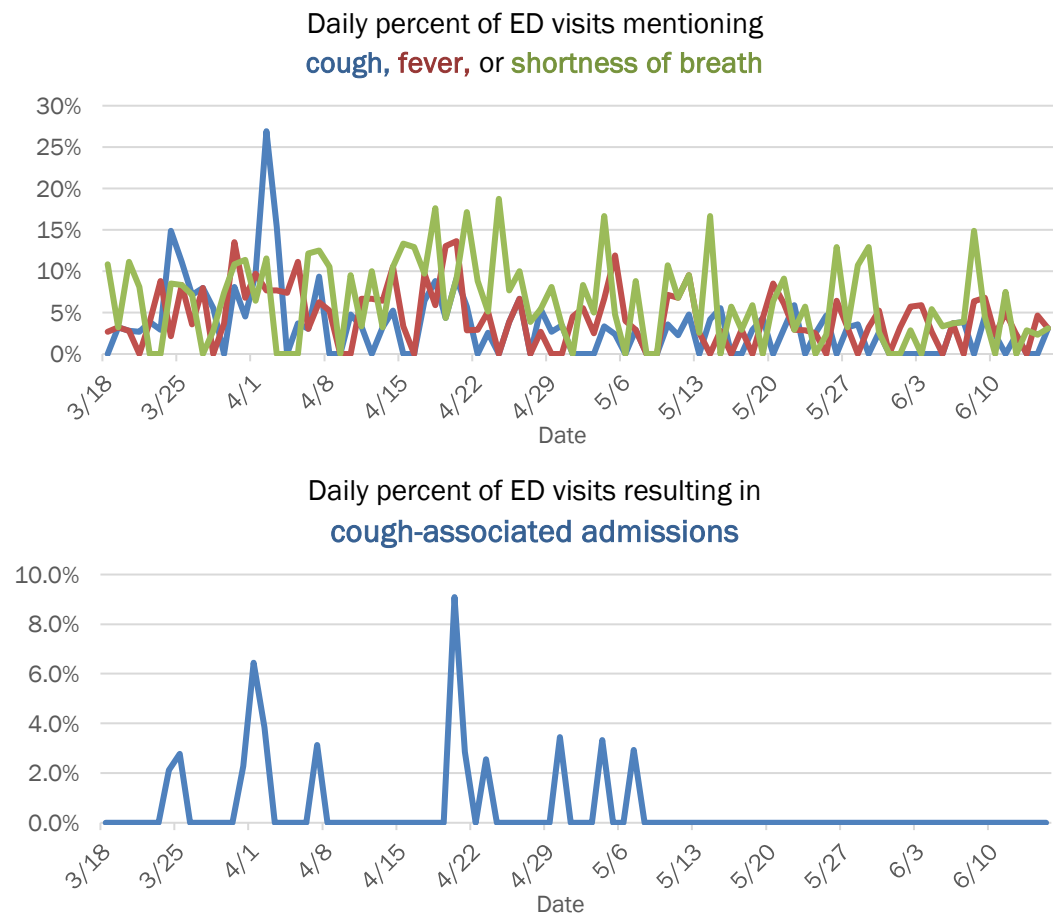
Laboratory testing for Florida residents and non-Florida residents over the past 2 weeks

Number and percent of positive labs

These counts include the number of people for whom the department received laboratory results by day. This percent is the number of people who test positive for the first time divided by all the people tested that day, excluding people who have previously tested positive.



Emergency department (ED) and freestanding ED (FSED) chief complaint and admission data for Baker County

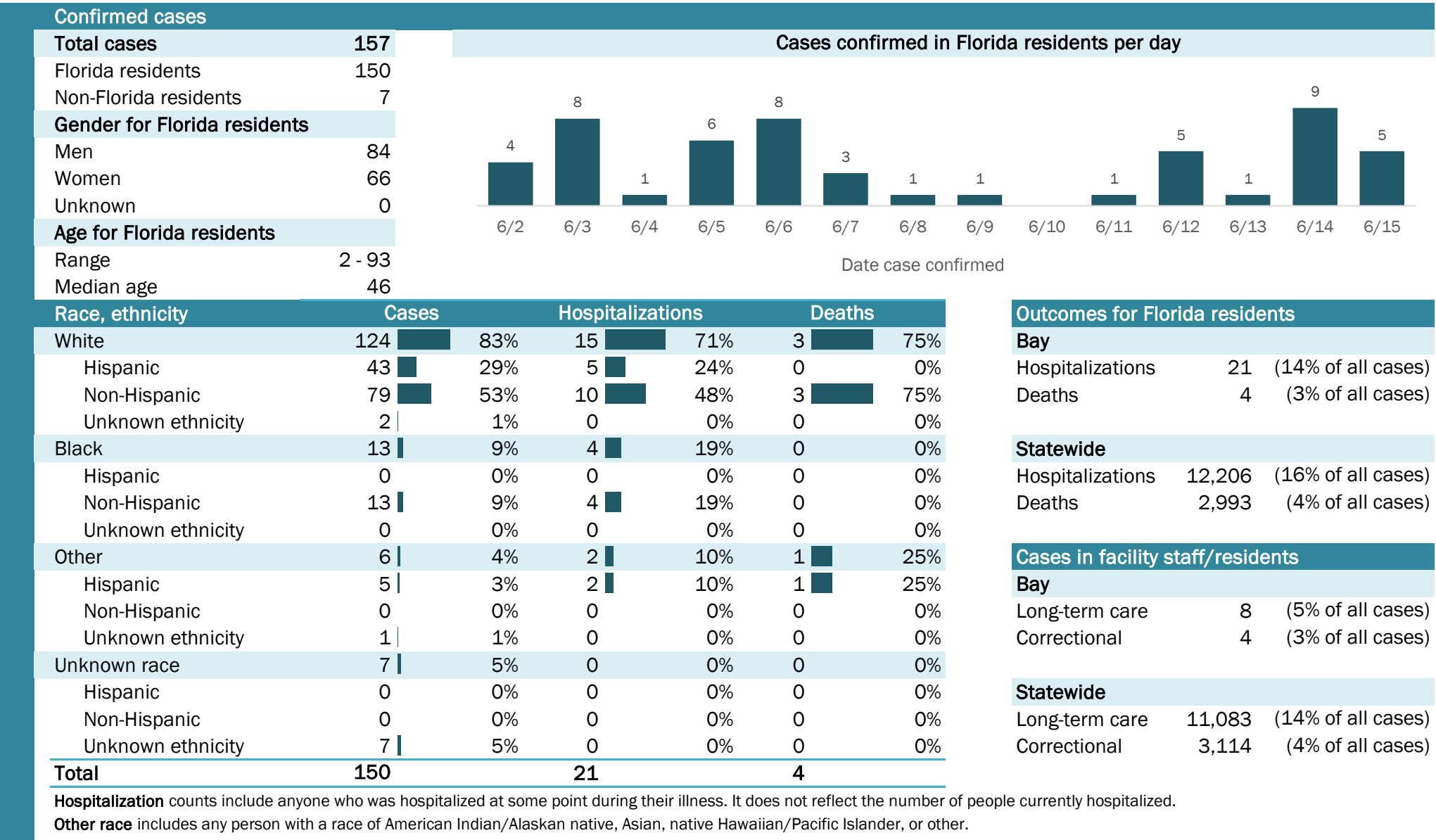


The Electronic Surveillance System for the Early Notification of Community-Based Epidemics (ESSENCE-FL) includes chief complaint data from 211 of 212 Florida EDs and 74 of 79 Florida FSEDs. Data are transmitted electronically to ESSENCE-FL daily or hourly.

Coronavirus: summary for Bay County

Data for Jun 16, 2020 (verified at 10 AM)

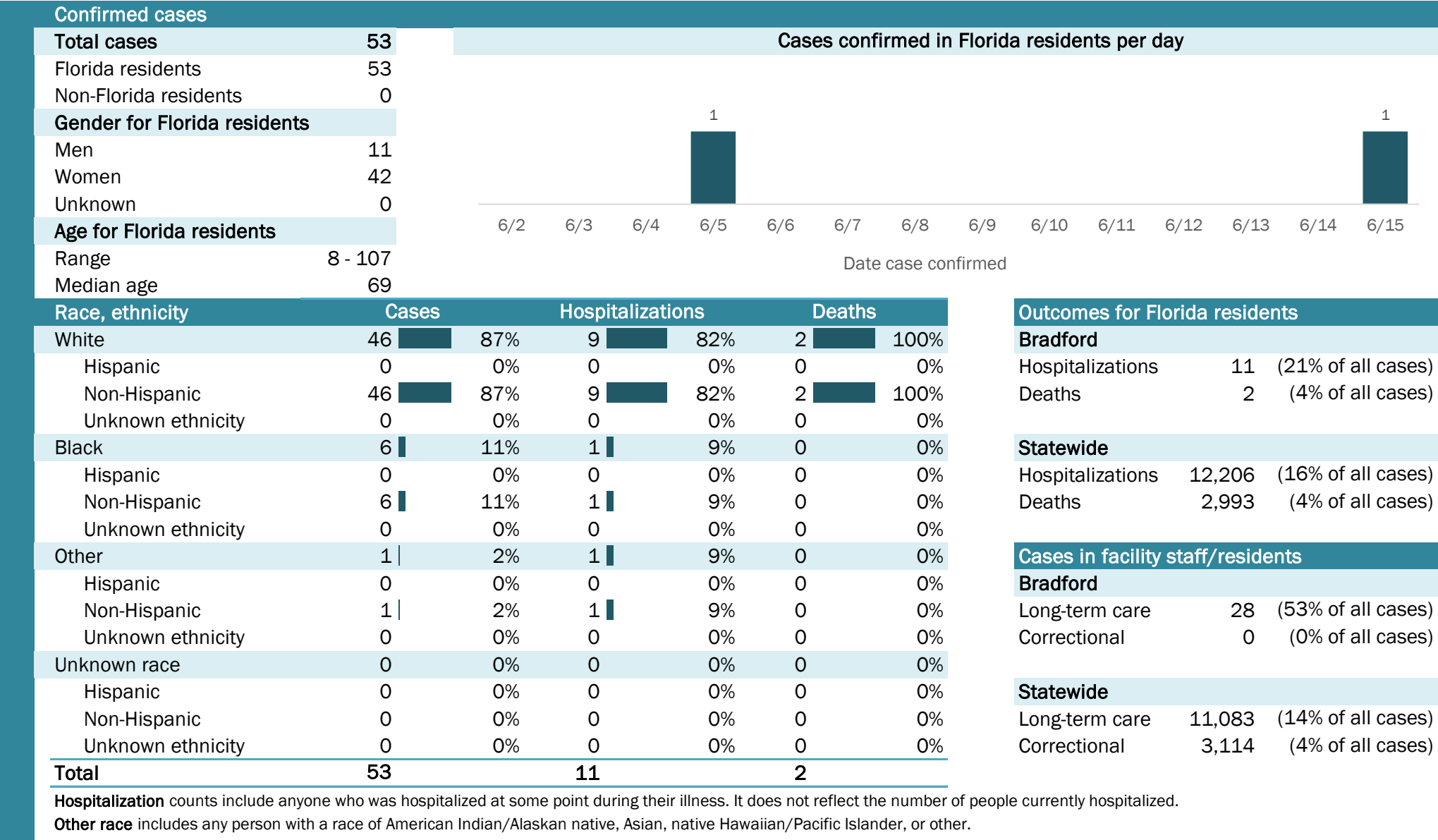
Data in this report are provisional and subject to change.



Coronavirus: summary for Bradford County

Data for Jun 16, 2020 (verified at 10 AM)

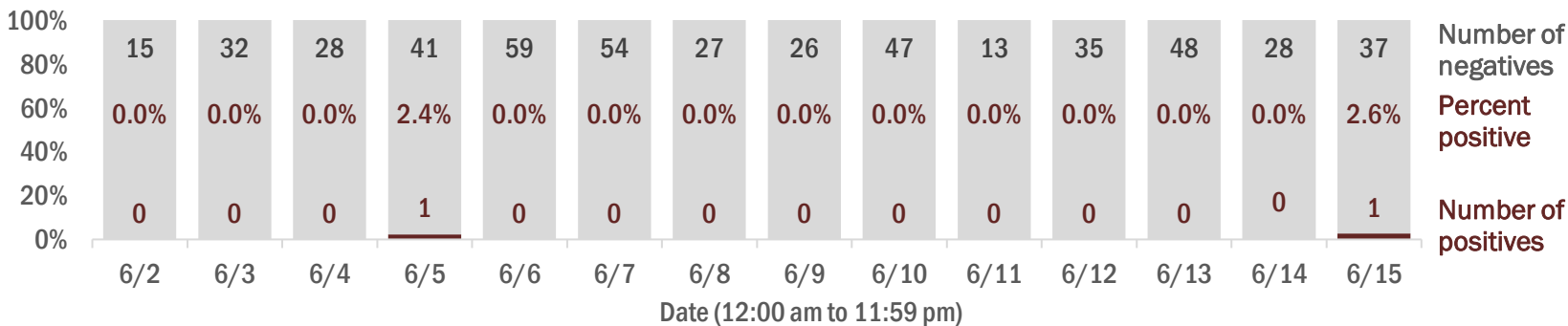
Data in this report are provisional and subject to change.



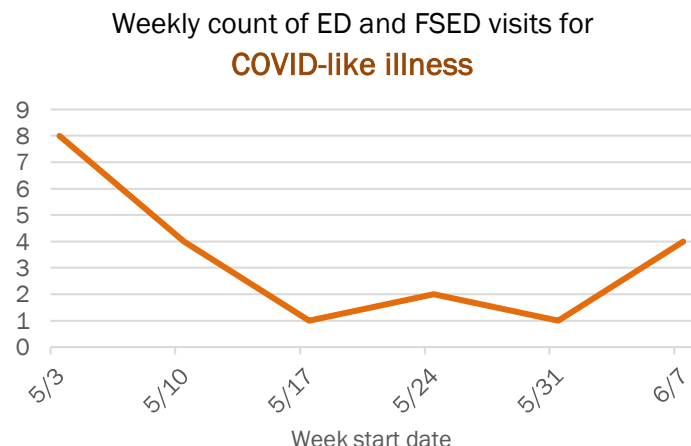
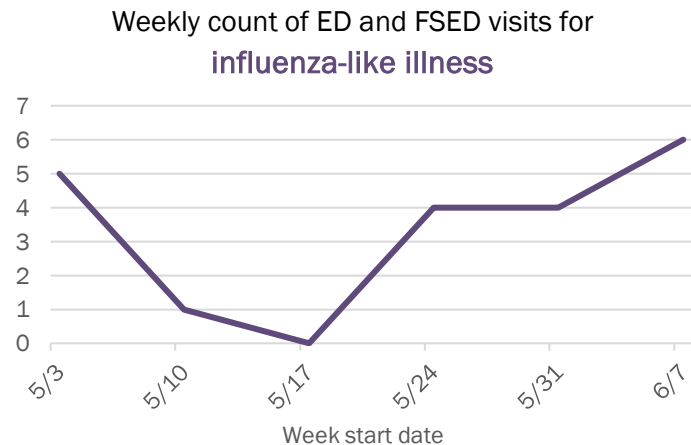
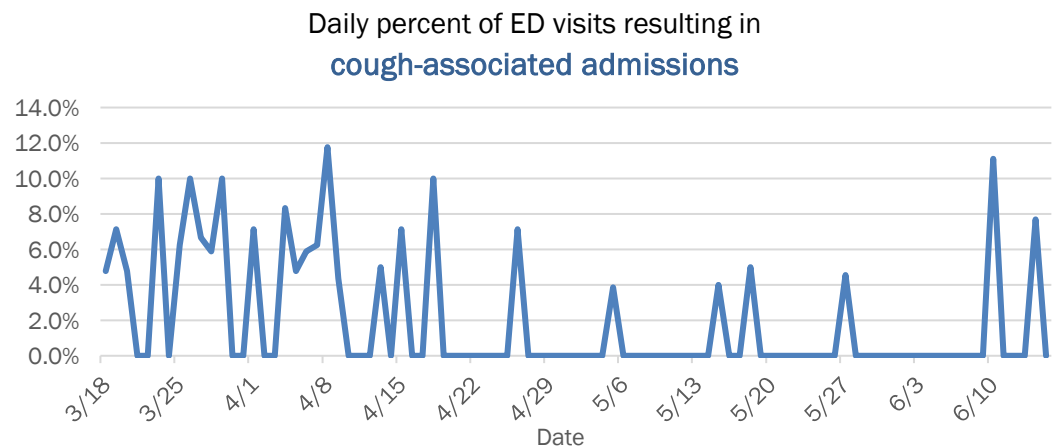
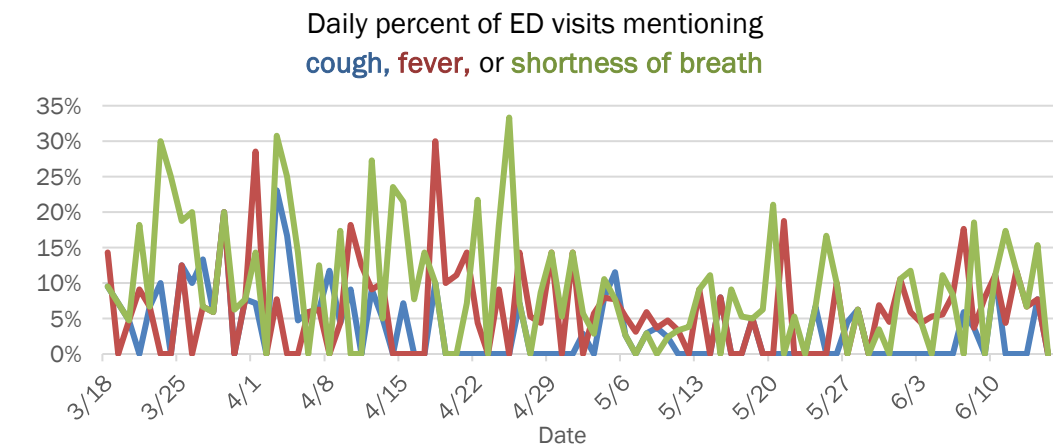
Laboratory testing for Florida residents and non-Florida residents over the past 2 weeks

Number and percent of positive labs

These counts include the number of people for whom the department received laboratory results by day. This percent is the number of people who test positive for the first time divided by all the people tested that day, excluding people who have previously tested positive.



Emergency department (ED) and freestanding ED (FSED) chief complaint and admission data for Bradford County

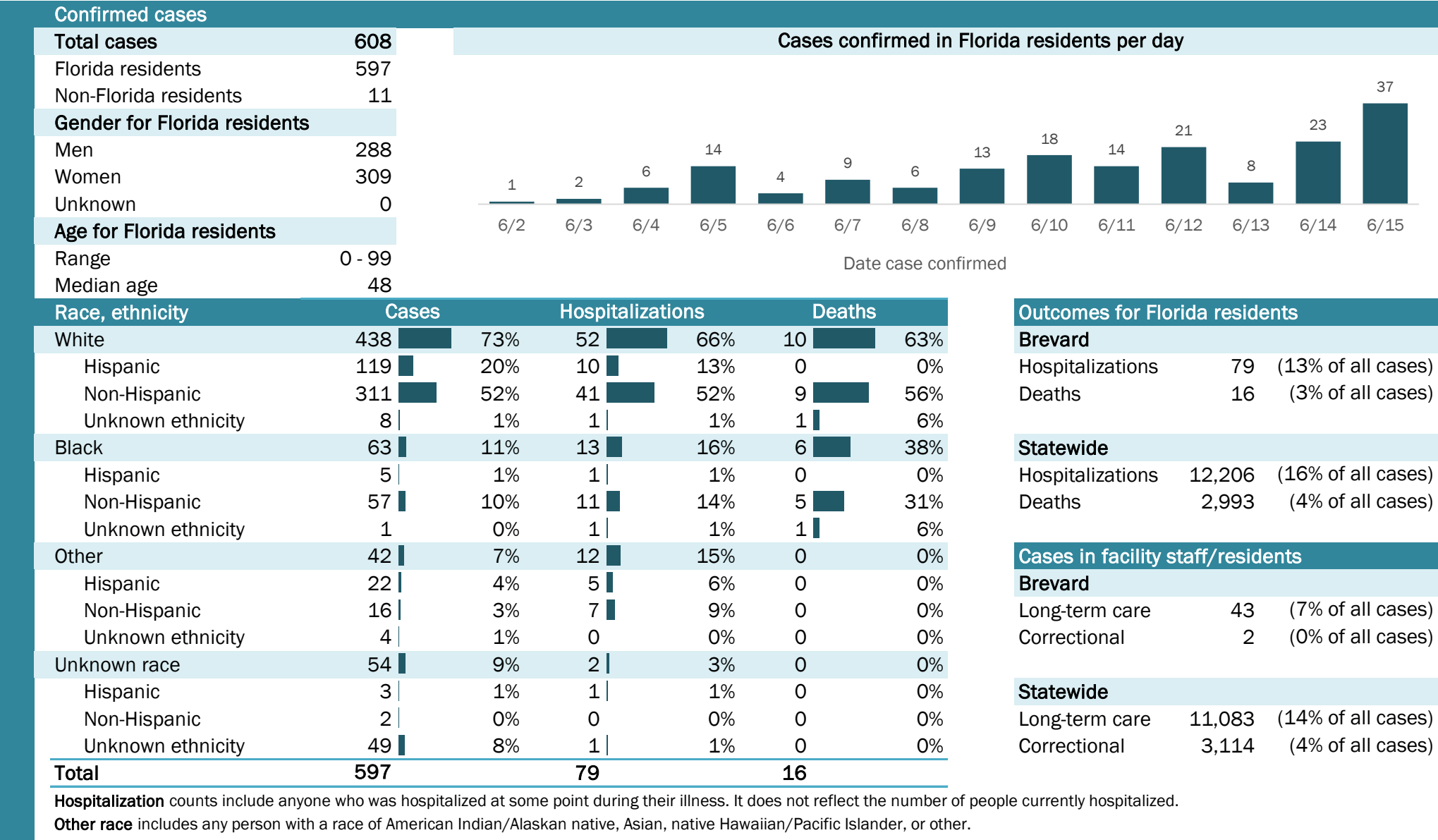


The Electronic Surveillance System for the Early Notification of Community-Based Epidemics (ESSENCE-FL) includes chief complaint data from 211 of 212 Florida EDs and 74 of 79 Florida FSEDs. Data are transmitted electronically to ESSENCE-FL daily or hourly.

Coronavirus: summary for Brevard County

Data for Jun 16, 2020 (verified at 10 AM)

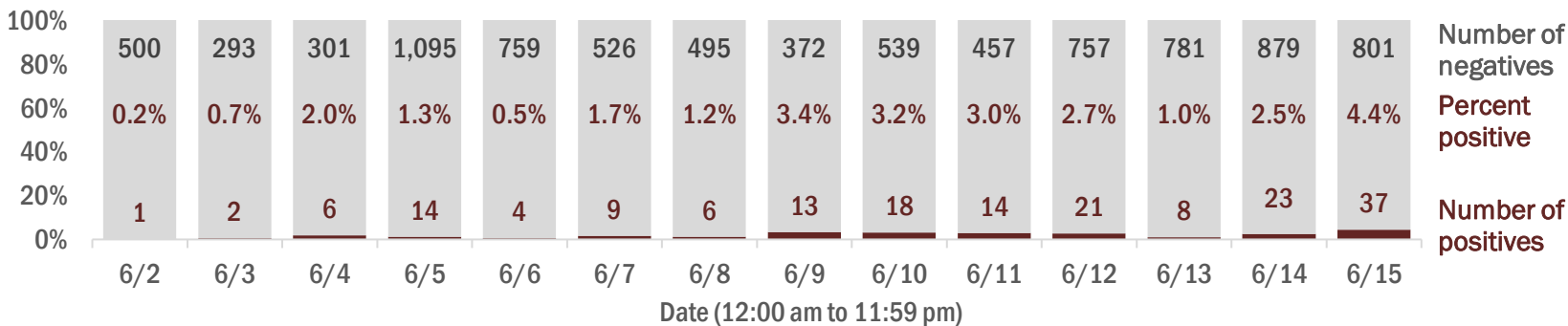
Data in this report are provisional and subject to change.



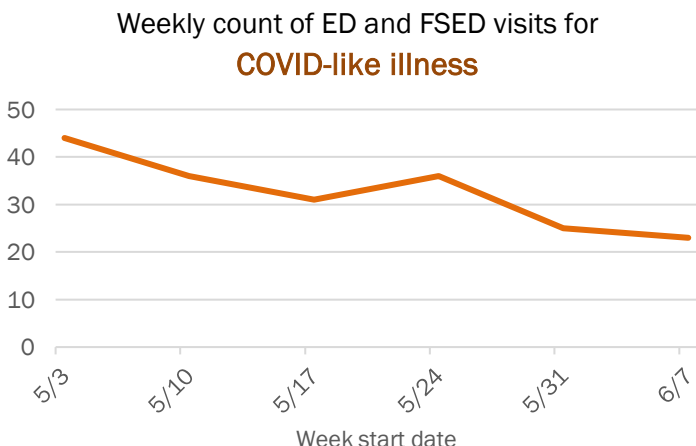
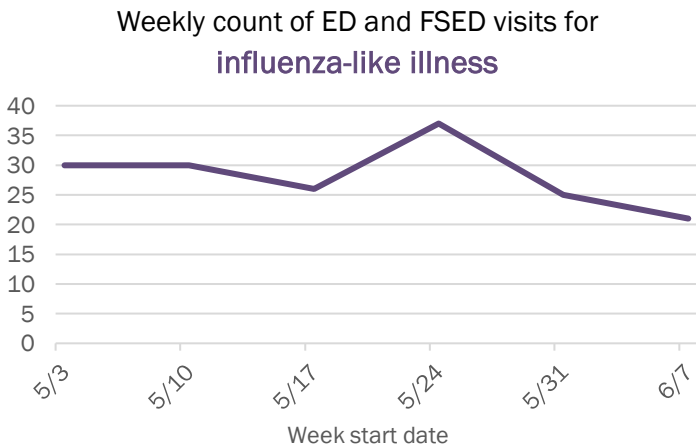
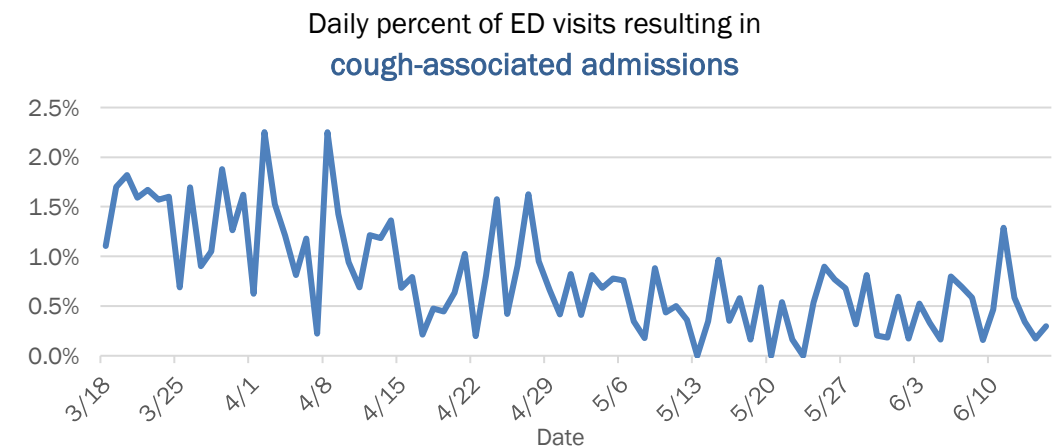
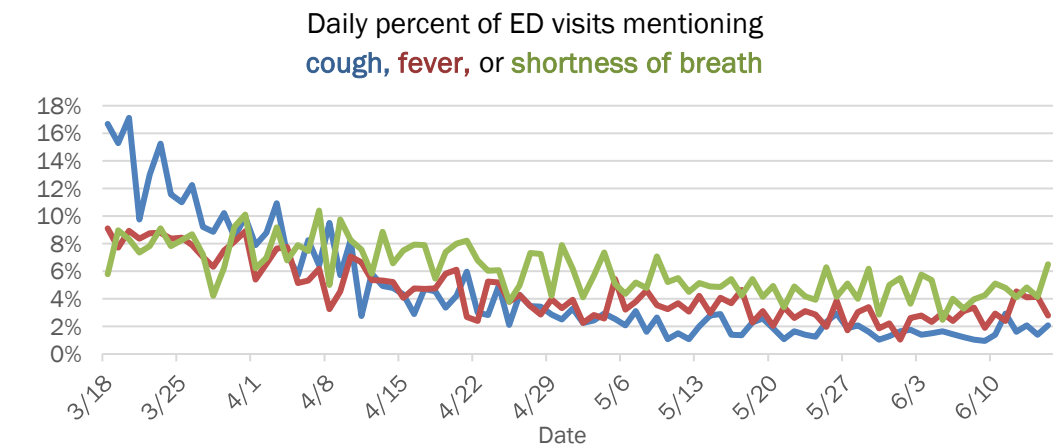
Laboratory testing for Florida residents and non-Florida residents over the past 2 weeks

Number and percent of positive labs

These counts include the number of people for whom the department received laboratory results by day. This percent is the number of people who test positive for the first time divided by all the people tested that day, excluding people who have previously tested positive.



Emergency department (ED) and freestanding ED (FSED) chief complaint and admission data for Brevard County

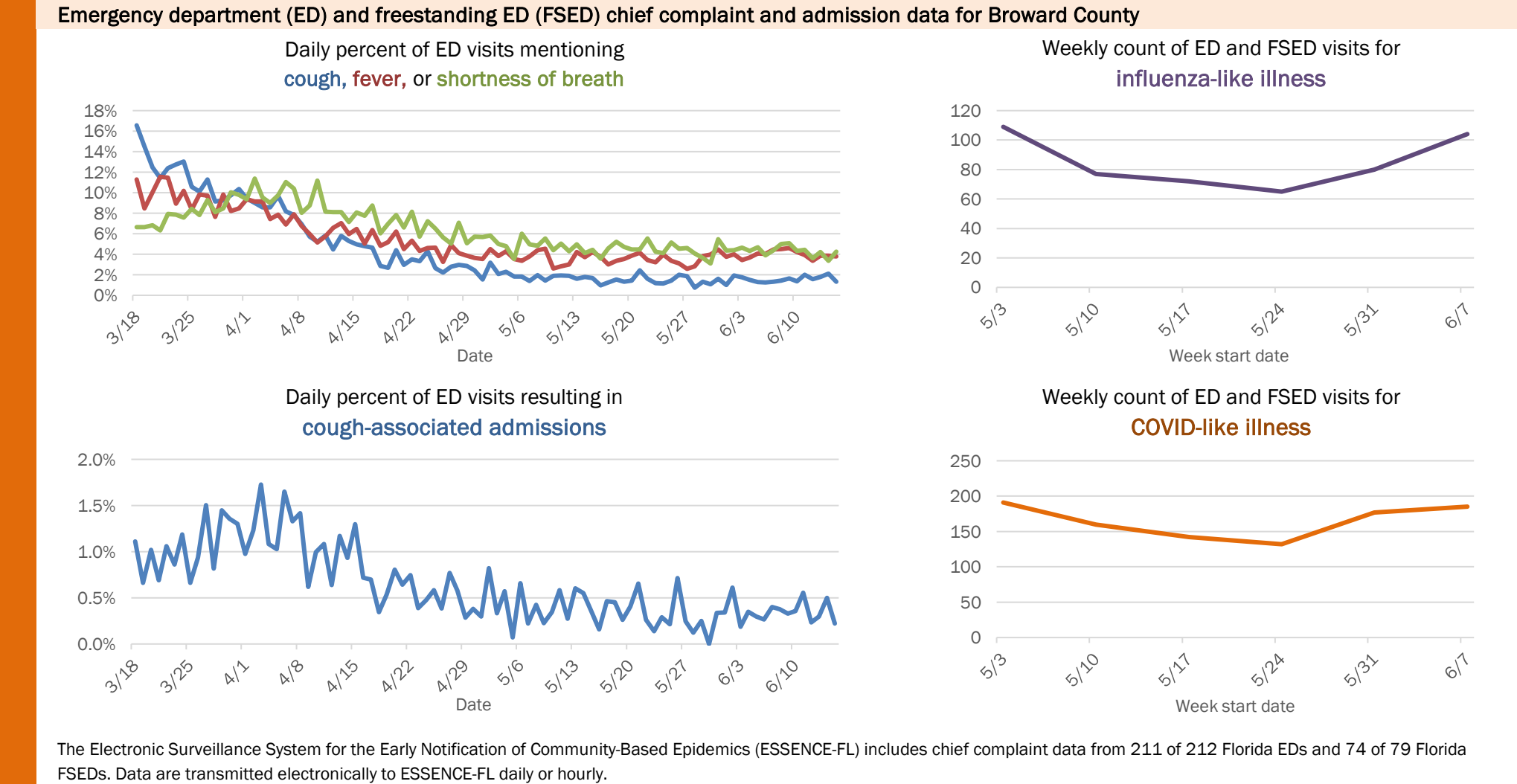
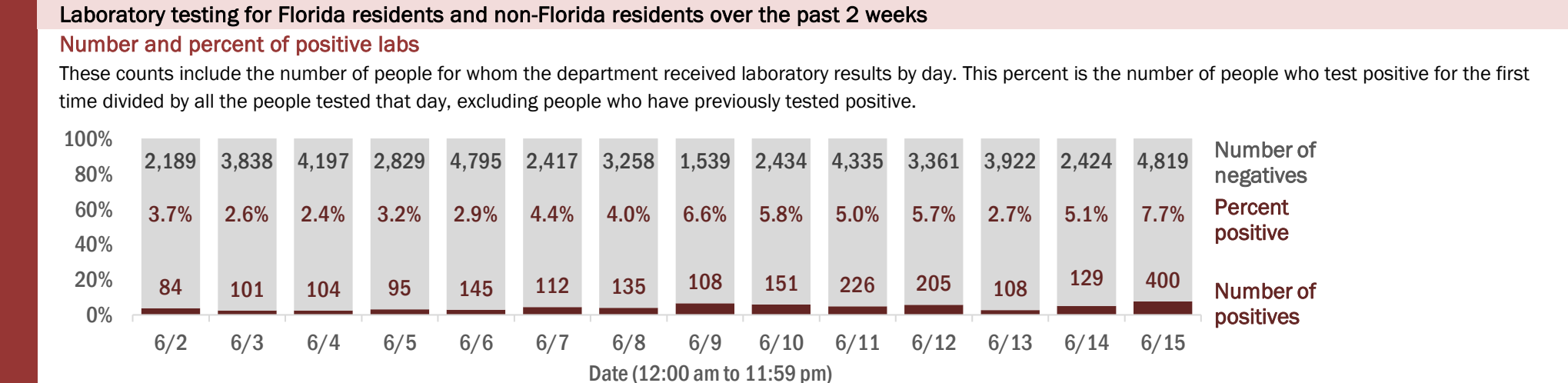
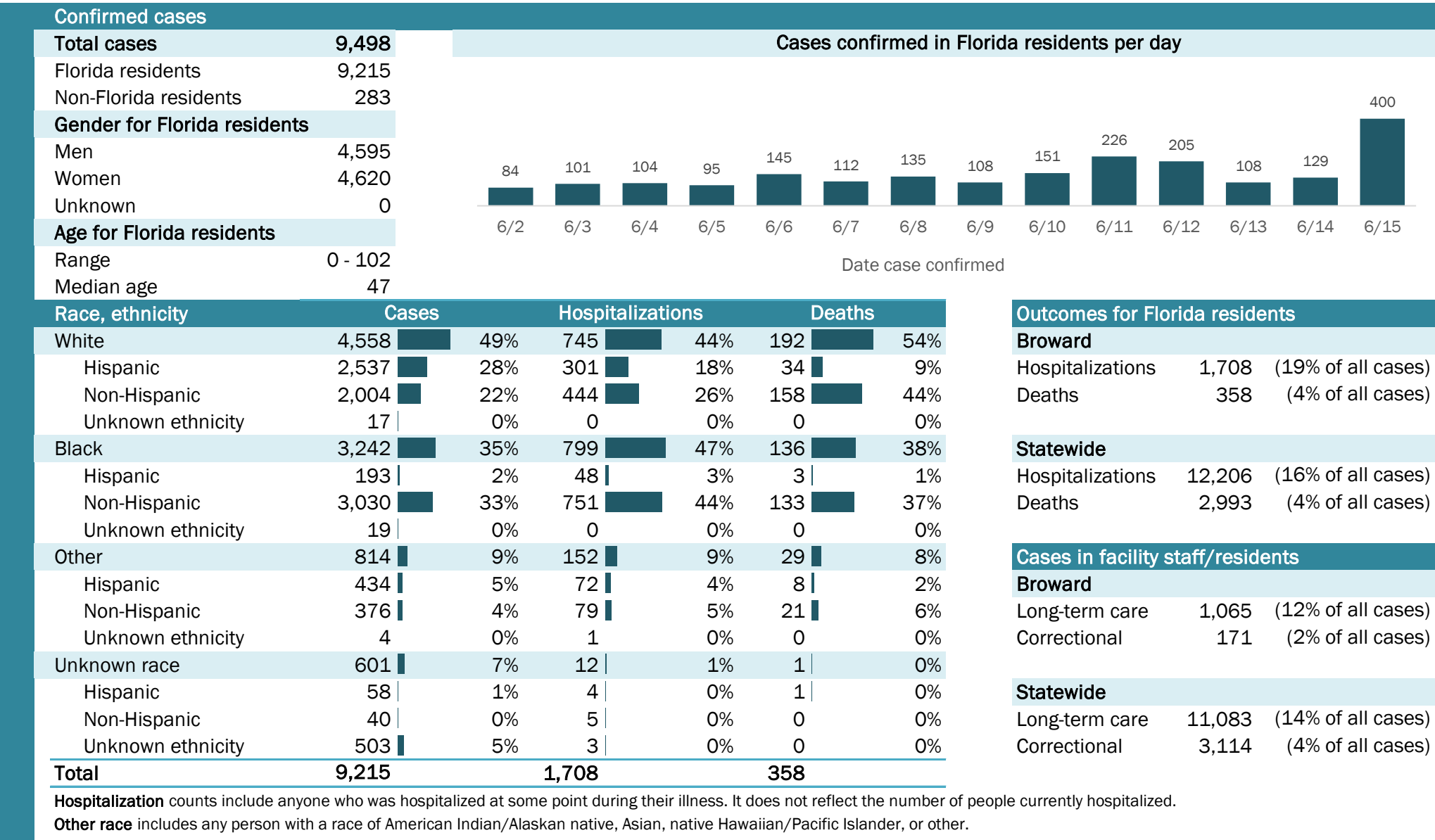


The Electronic Surveillance System for the Early Notification of Community-Based Epidemics (ESSENCE-FL) includes chief complaint data from 211 of 212 Florida EDs and 74 of 79 Florida FSEDs. Data are transmitted electronically to ESSENCE-FL daily or hourly.

Coronavirus: summary for Broward County

Data for Jun 16, 2020 (verified at 10 AM)

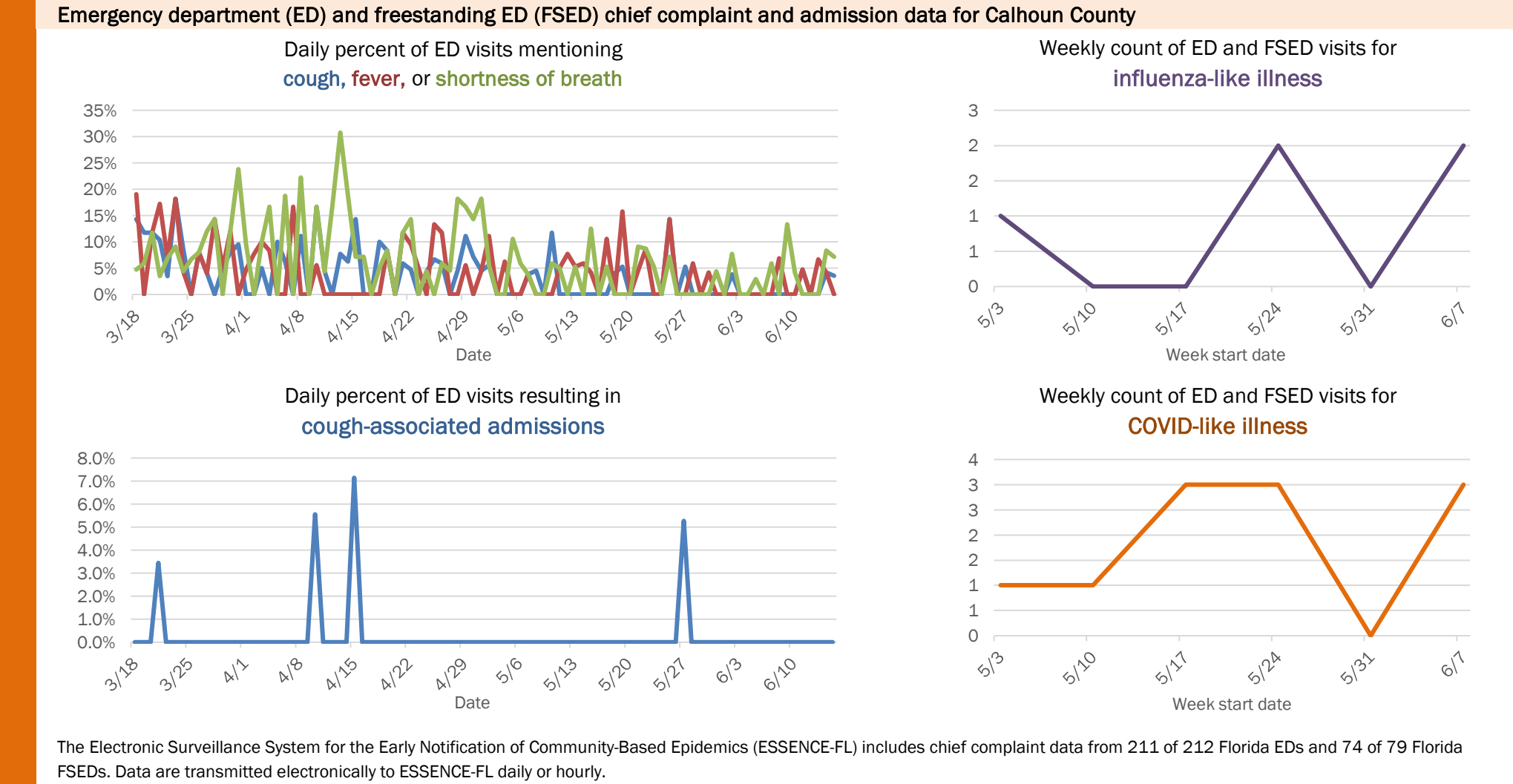
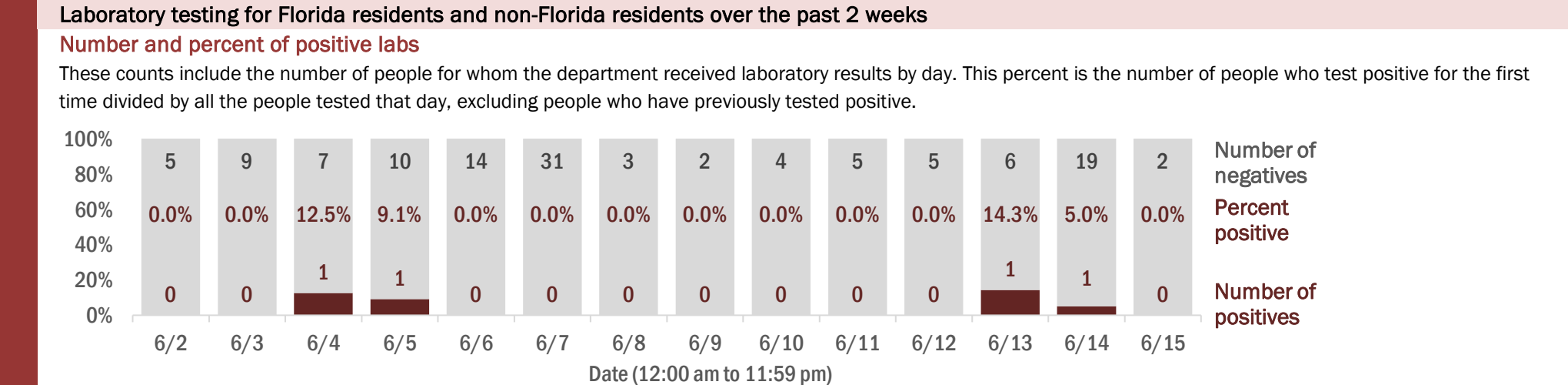
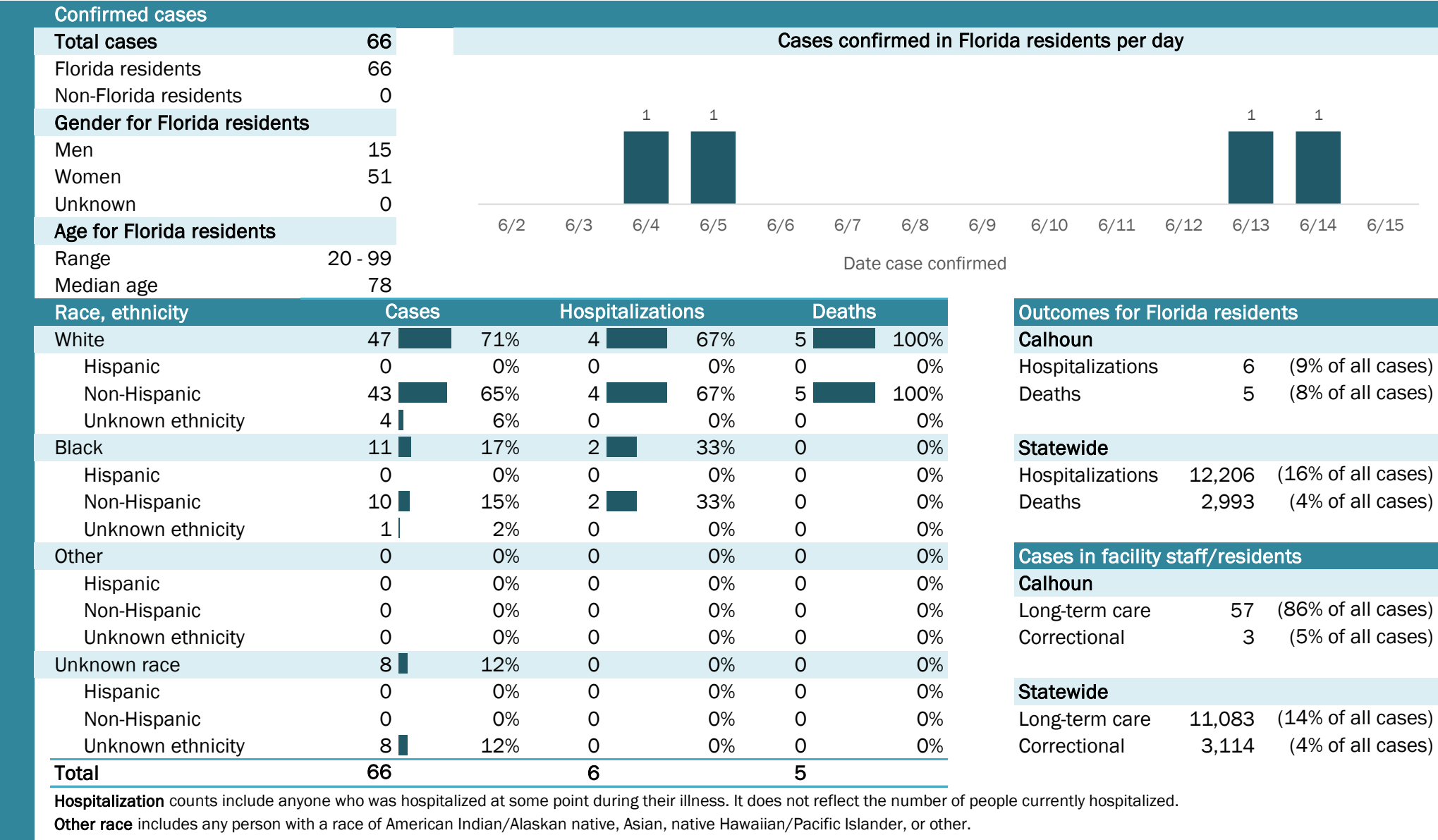
Data in this report are provisional and subject to change.



Coronavirus: summary for Calhoun County

Data for Jun 16, 2020 (verified at 10 AM)

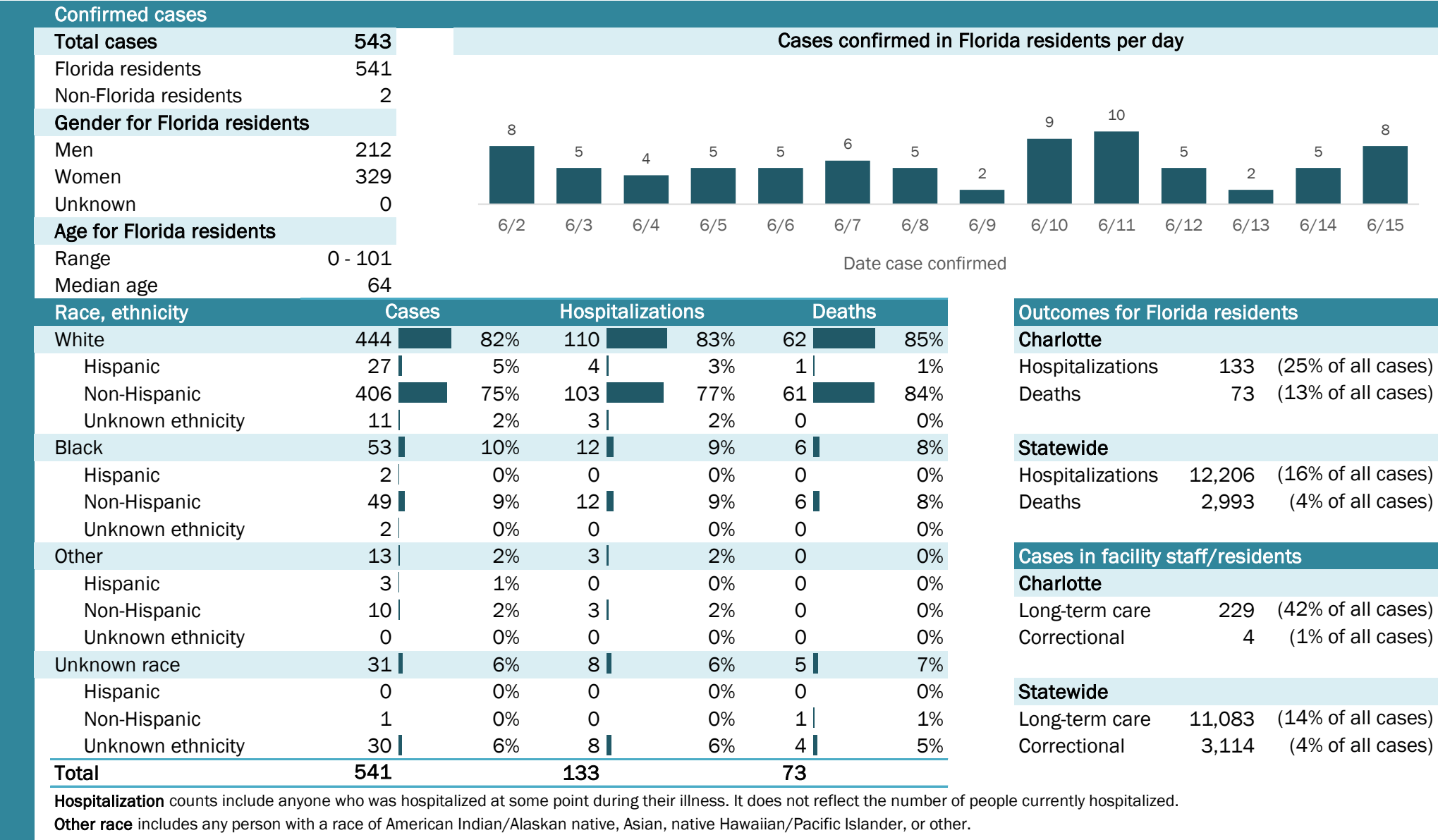
Data in this report are provisional and subject to change.



Coronavirus: summary for Charlotte County

Data for Jun 16, 2020 (verified at 10 AM)

Data in this report are provisional and subject to change.



Coronavirus: summary for Citrus County

Data for Jun 16, 2020 (verified at 10 AM)

Data in this report are provisional and subject to change.

Confirmed cases

Total cases

152

Florida residents

152

Non-Florida residents

0

Gender for Florida residents

Men

77

Women

75

Unknown

0

Age for Florida residents

Range

0 - 97

Median age

58

Cases confirmed in Florida residents per day

3

3

3

3

6

3

6

3

6/2

6/3

6/4

6/5

6/6

6/7

6/8

6/9

6/10

6/11

6/12

6/13

6/14

6/15

Date case confirmed

Race, ethnicity	Cases	Hospitalizations	Deaths
White	11173%	3091%	12100%
Hispanic	107%	13%	00%
Non-Hispanic	9864%	2988%	12100%
Unknown ethnicity	32%	00%	00%
Black	85%	00%	00%
Hispanic	00%	00%	00%
Non-Hispanic	85%	00%	00%
Unknown ethnicity	00%	00%	00%
Other	85%	00%	00%
Hispanic	32%	00%	00%
Non-Hispanic	53%	00%	00%
Unknown ethnicity	00%	00%	00%
Unknown race	2516%	39%	00%
Hispanic	32%	00%	00%
Non-Hispanic	00%	00%	00%
Unknown ethnicity	2214%	39%	00%
Total	152	33	12

Hospitalization

counts include anyone who was hospitalized at some point during their illness. It does not reflect the number of people currently hospitalized.

Other race

includes any person with a race of American Indian/Alaskan native, Asian, native Hawaiian/Pacific Islander, or other.

Outcomes for Florida residents

Citrus

Hospitalizations

33

(22% of all cases)

Deaths

12

(8% of all cases)

Statewide

Hospitalizations

12,206

(16% of all cases)

Deaths

2,993

(4% of all cases)

Cases in facility staff/residents

Citrus

Long-term care

11

(7% of all cases)

Correctional

4

(3% of all cases)

Statewide

Long-term care

11,083

(14% of all cases)

Correctional

3,114

(4% of all cases)

Laboratory testing for Florida residents and non-Florida residents over the past 2 weeks

Number and percent of positive labs

These counts include the number of people for whom the department received laboratory results by day. This percent is the number of people who test positive for the first time divided by all the people tested that day, excluding people who have previously tested positive.

100%

80%

60%

40%

20%

0%

169

149

181

1,059

163

151

343

137

124

329

263

143

222

110

0.0%

0.0%

1.6%

0.0%

1.8%

0.0%

0.0%

0.0%

2.4%

0.9%

2.2%

2.1%

2.6%

2.7%

0

0

3

0

3

0

0

0

3

3

6

3

6

3

6/2

6/3

6/4

6/5

6/6

6/7

6/8

6/9

6/10

6/11

6/12

6/13

6/14

6/15

Number of negatives

Percent positive

Number of positives

Date (12:00 am to 11:59 pm)

Emergency department (ED) and freestanding ED (FSED) chief complaint and admission data for Citrus County

Daily percent of ED visits mentioning
cough, fever, or shortness of breath

20%

15%

10%

5%

0%

3/18

3/25

4/1

4/8

4/15

4/22

4/29

5/6

5/13

5/20

5/27

6/3

6/10

Date

Daily percent of ED visits resulting in
cough-associated admissions

3.0%

2.5%

2.0%

1.5%

1.0%

0.5%

0.0%

3/18

3/25

4/1

4/8

4/15

4/22

4/29

5/6

5/13

5/20

5/27

6/3

6/10

Date

Weekly count of ED and FSED visits for
influenza-like illness

25

20

15

10

5

0

5/3

5/10

5/17

5/24

5/31

6/7

Week start date

Weekly count of ED and FSED visits for
COVID-like illness

14

12

10

8

6

4

2

0

5/3

5/10

5/17

5/24

5/31

6/7

Week start date

The Electronic Surveillance System for the Early Notification of Community-Based Epidemics (ESSENCE-FL) includes chief complaint data from 211 of 212 Florida EDs and 74 of 79 Florida FSEDs. Data are transmitted electronically to ESSENCE-FL daily or hourly.

Coronavirus: summary for Clay County

Data for Jun 16, 2020 (verified at 10 AM)

Data in this report are provisional and subject to change.

Confirmed cases

Total cases

443

Florida residents

440

Non-Florida residents

3

Gender for Florida residents

Men

183

Women

257

Unknown

0

Age for Florida residents

Range

6 - 95

Median age

57

Race, ethnicity

Cases

Hospitalizations

Deaths

White

250

57%

61

64%

22

69%

Hispanic

24

5%

6

6%

3

9%

Non-Hispanic

216

49%

54

56%

18

56%

Unknown ethnicity

10

2%

1

1%

1

3%

Black

87

20%

26

27%

6

19%

Hispanic

2

0%

0

0%

0

0%

Non-Hispanic

77

18%

26

27%

6

19%

Unknown ethnicity

8

2%

0

0%

0

0%

Other

43

10%

6

6%

3

9%

Hispanic

11

3%

2

2%

0

0%

Non-Hispanic

30

7%

4

4%

3

9%

Unknown ethnicity

2

0%

0

0%

0

0%

Unknown race

60

14%

3

3%

1

3%

Hispanic

2

0%

0

0%

0

0%

Non-Hispanic

2

0%

0

0%

0

0%

Unknown ethnicity

56

13%

3

3%

1

3%

Total

440

96

32

Hospitalization

counts include anyone who was hospitalized at some point during their illness. It does not reflect the number of people currently hospitalized.

Other race

includes any person with a race of American Indian/Alaskan native, Asian, native Hawaiian/Pacific Islander, or other.

Cases confirmed in Florida residents per day

4

2

1

3

6

4

7

9

2

1

6

4

5

6/2

6/3

6/4

6/5

6/6

6/7

6/8

6/9

6/10

6/11

6/12

6/13

6/14

6/15

Date case confirmed

Outcomes for Florida residents

Clay

Hospitalizations

96

(22% of all cases)

Deaths

32

(7% of all cases)

Statewide

Hospitalizations

12,206

(16% of all cases)

Deaths

2,993

(4% of all cases)

Cases in facility staff/residents

Clay

Long-term care

196

(45% of all cases)

Correctional

1

(0% of all cases)

Statewide

Long-term care

11,083

(14% of all cases)

Correctional

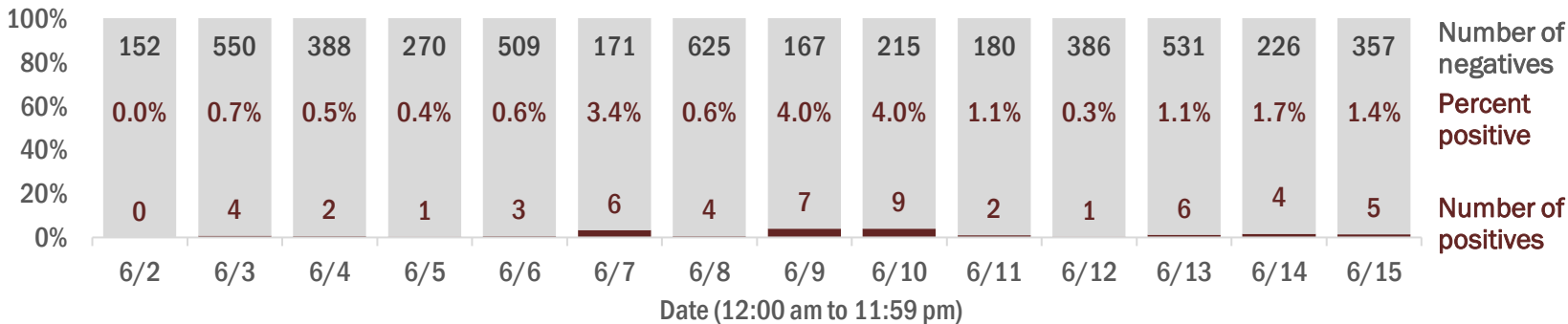
3,114

(4% of all cases)

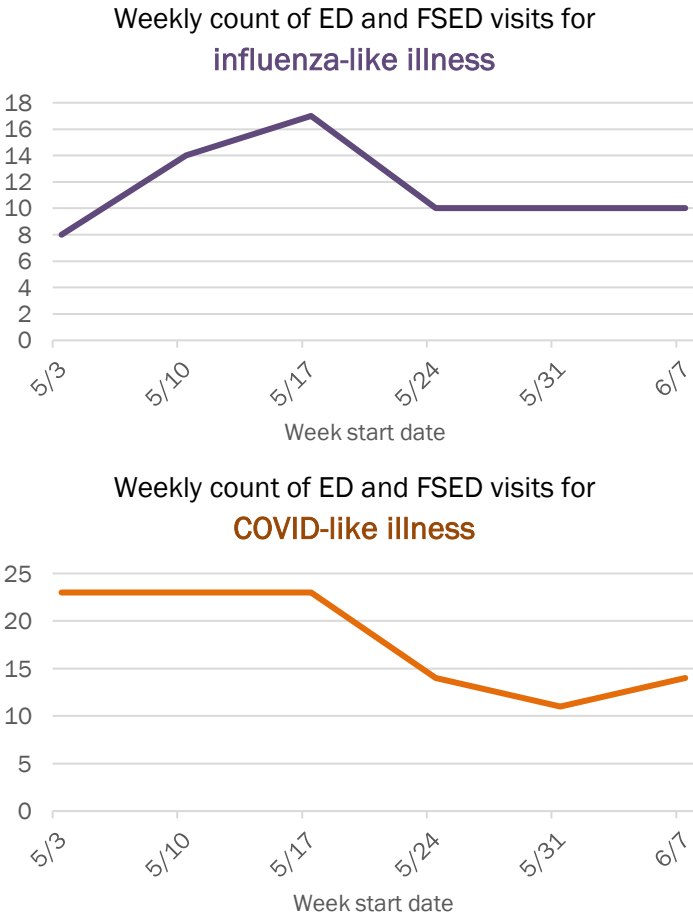
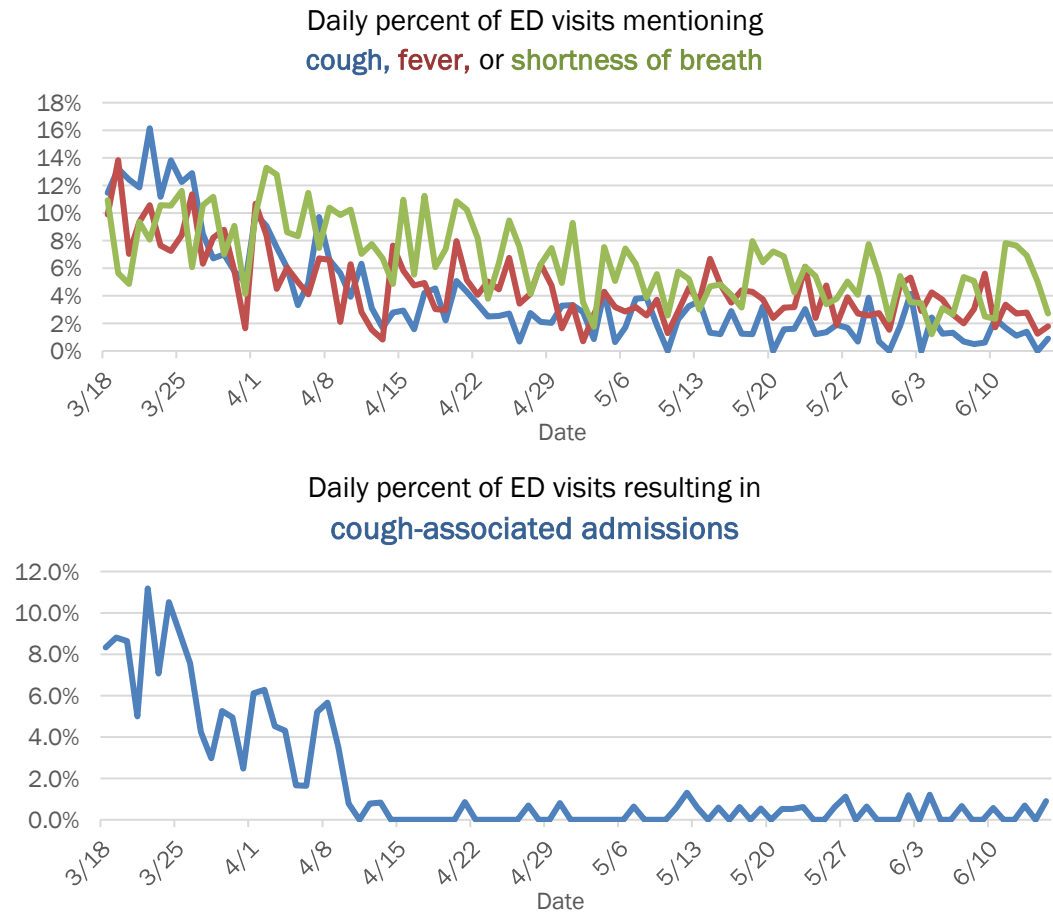
Laboratory testing for Florida residents and non-Florida residents over the past 2 weeks

Number and percent of positive labs

These counts include the number of people for whom the department received laboratory results by day. This percent is the number of people who test positive for the first time divided by all the people tested that day, excluding people who have previously tested positive.



Emergency department (ED) and freestanding ED (FSED) chief complaint and admission data for Clay County

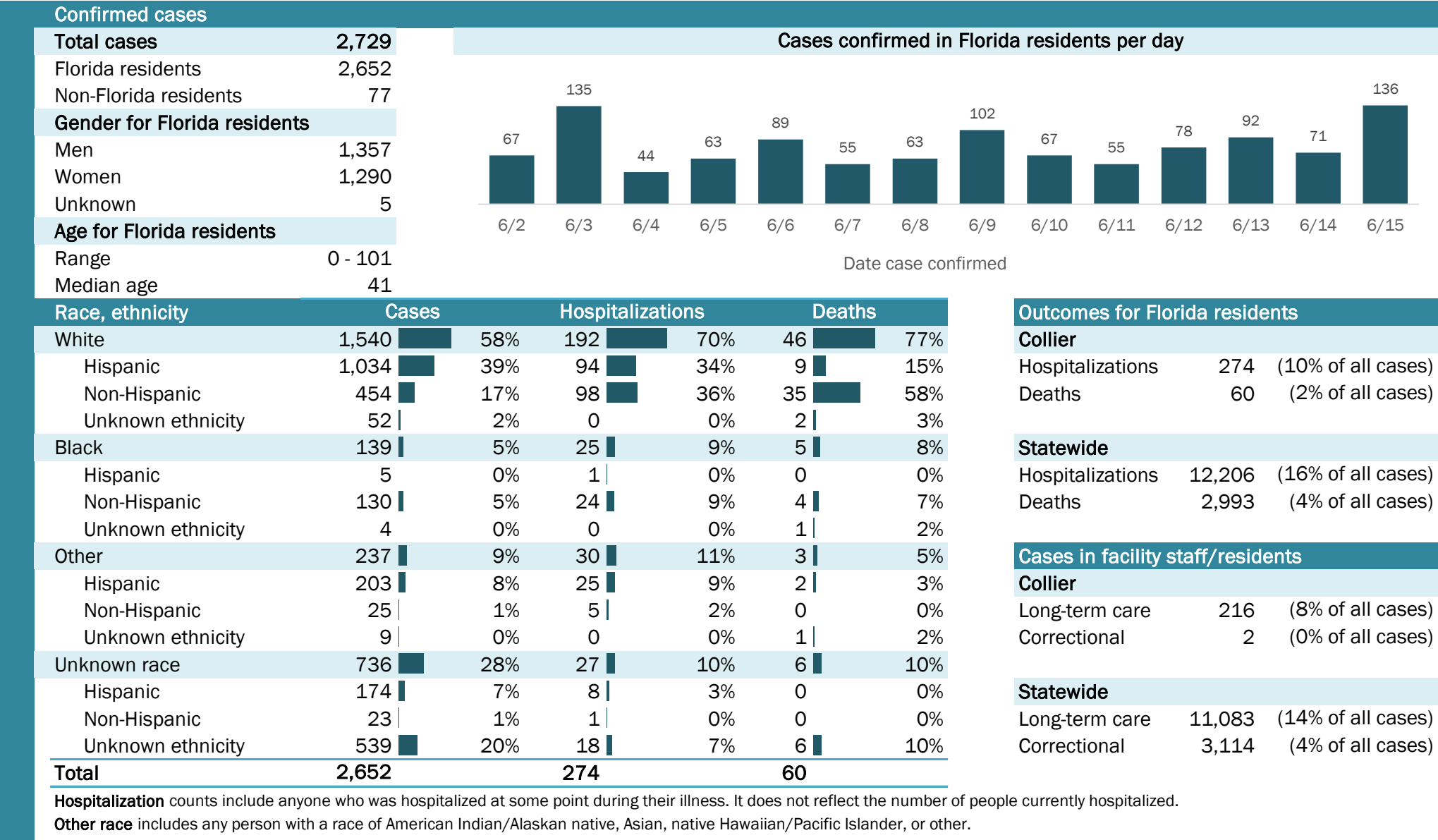


The Electronic Surveillance System for the Early Notification of Community-Based Epidemics (ESSENCE-FL) includes chief complaint data from 211 of 212 Florida EDs and 74 of 79 Florida FSEDs. Data are transmitted electronically to ESSENCE-FL daily or hourly.

Coronavirus: summary for Collier County

Data for Jun 16, 2020 (verified at 10 AM)

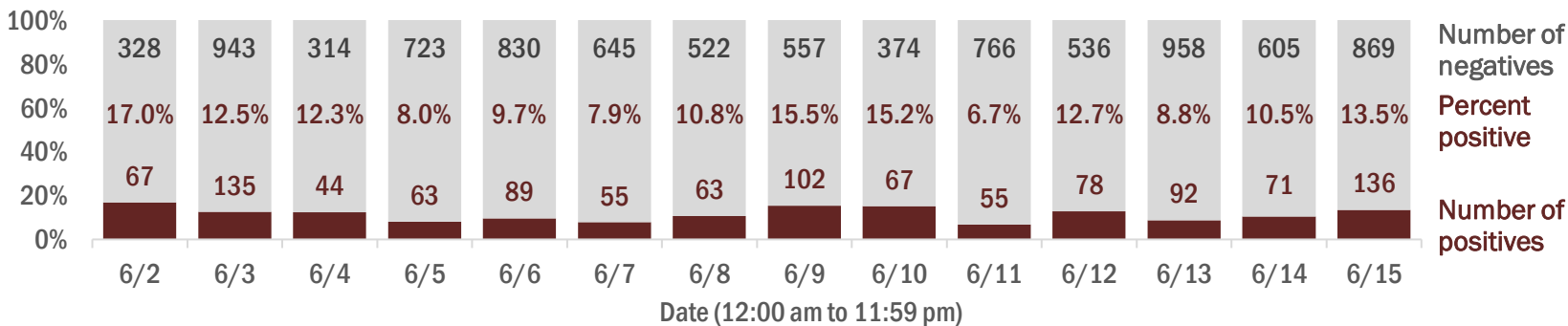
Data in this report are provisional and subject to change.



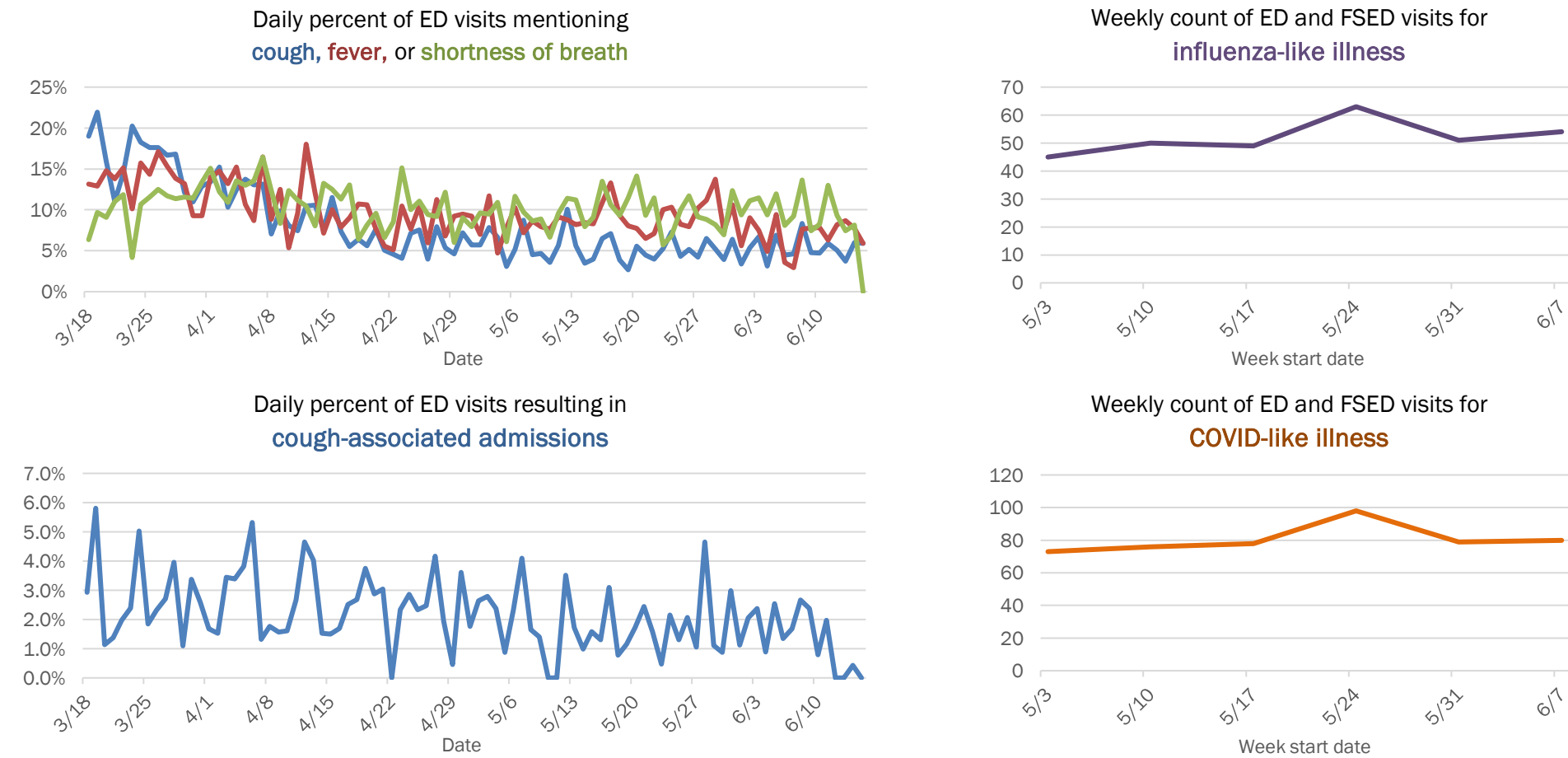
Laboratory testing for Florida residents and non-Florida residents over the past 2 weeks

Number and percent of positive labs

These counts include the number of people for whom the department received laboratory results by day. This percent is the number of people who test positive for the first time divided by all the people tested that day, excluding people who have previously tested positive.



Emergency department (ED) and freestanding ED (FSED) chief complaint and admission data for Collier County

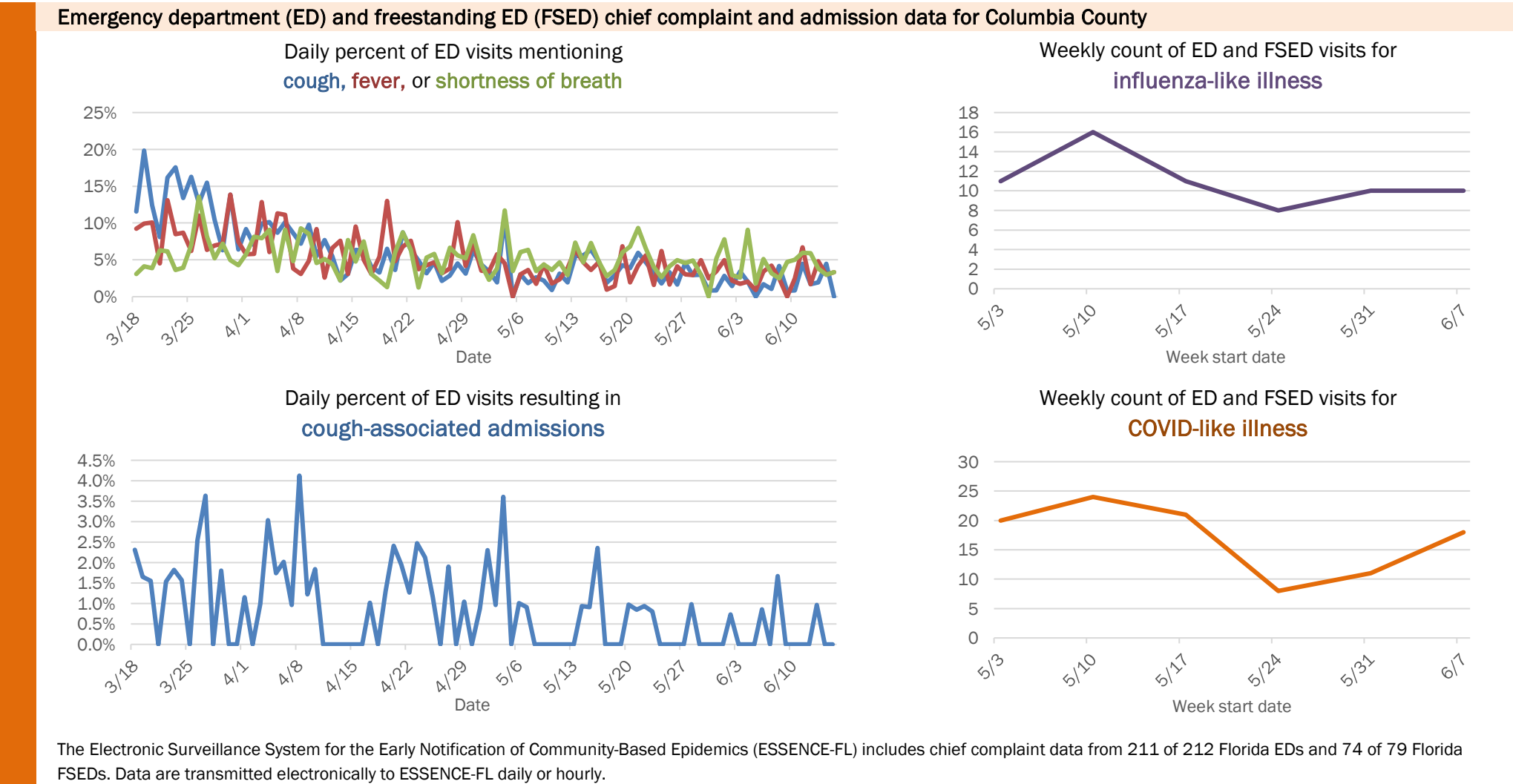
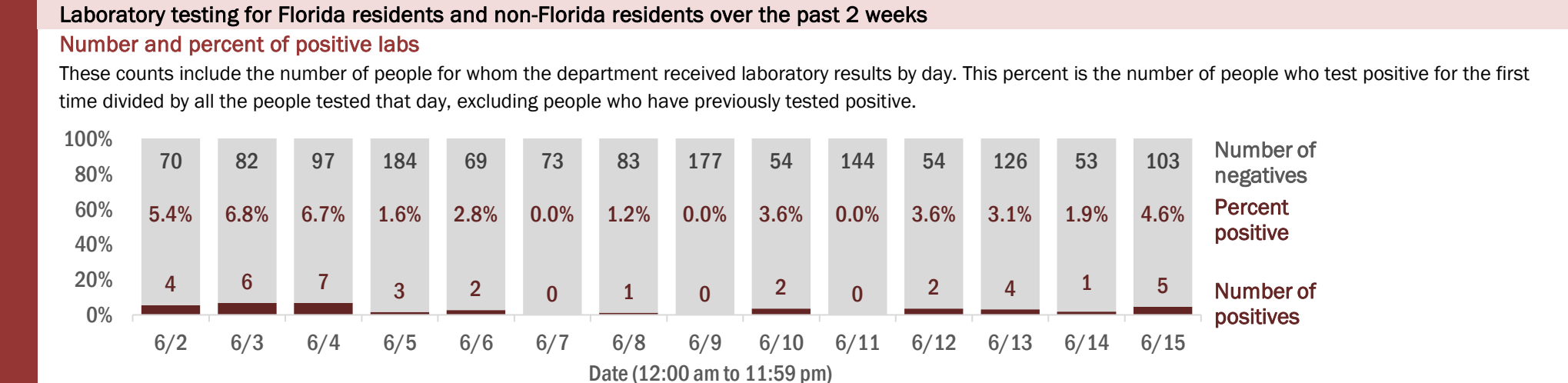
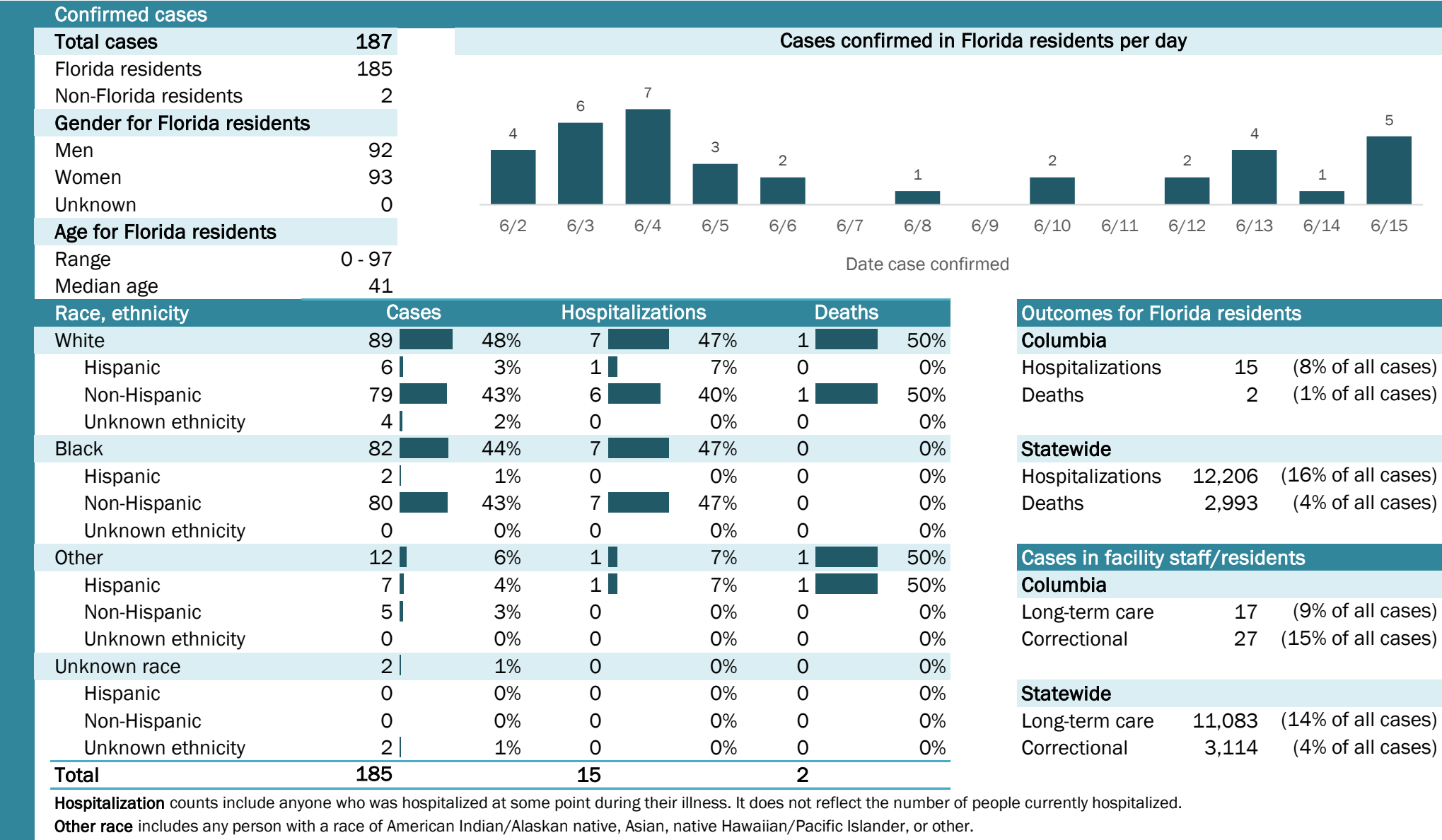


The Electronic Surveillance System for the Early Notification of Community-Based Epidemics (ESSENCE-FL) includes chief complaint data from 211 of 212 Florida EDs and 74 of 79 Florida FSEDs. Data are transmitted electronically to ESSENCE-FL daily or hourly.

Coronavirus: summary for Columbia County

Data for Jun 16, 2020 (verified at 10 AM)

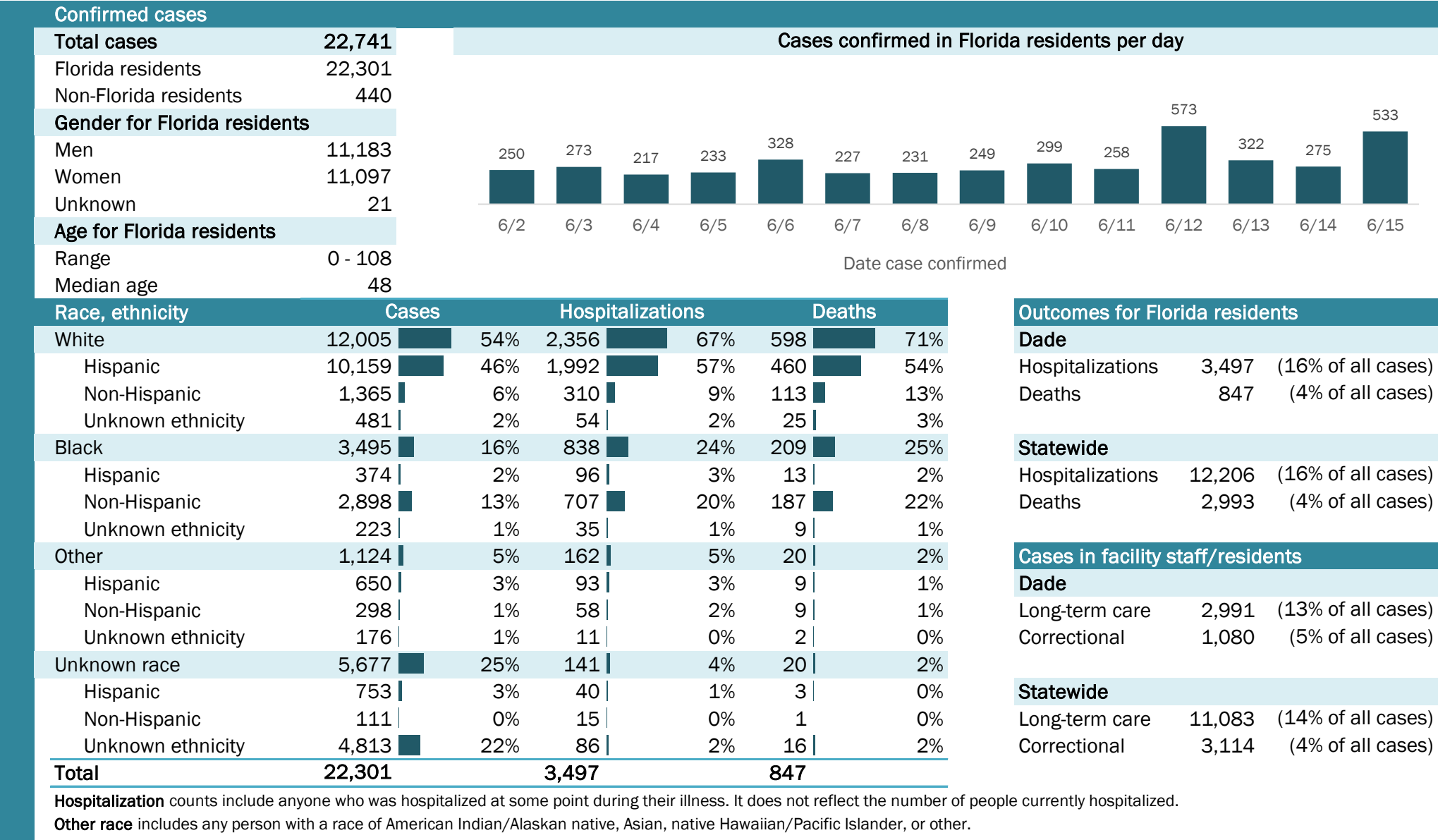
Data in this report are provisional and subject to change.



Coronavirus: summary for Dade County

Data for Jun 16, 2020 (verified at 10 AM)

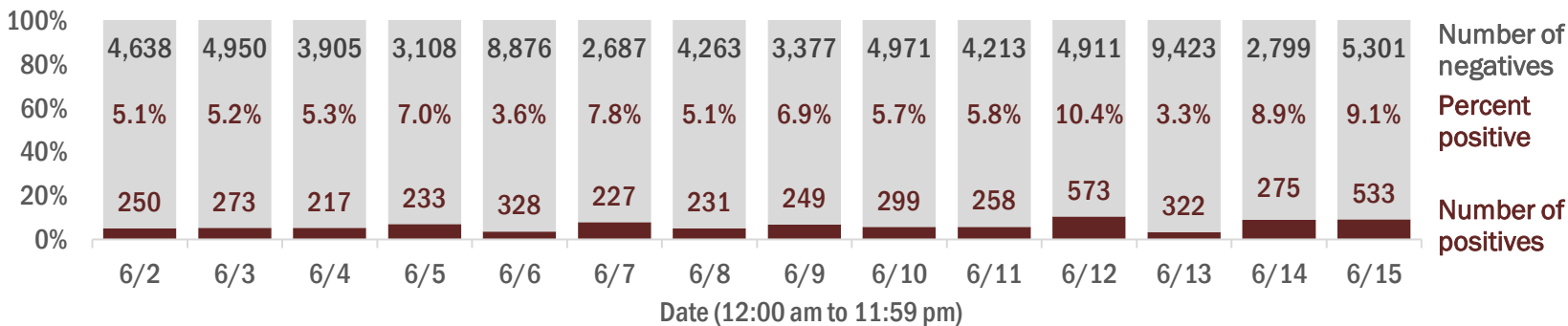
Data in this report are provisional and subject to change.



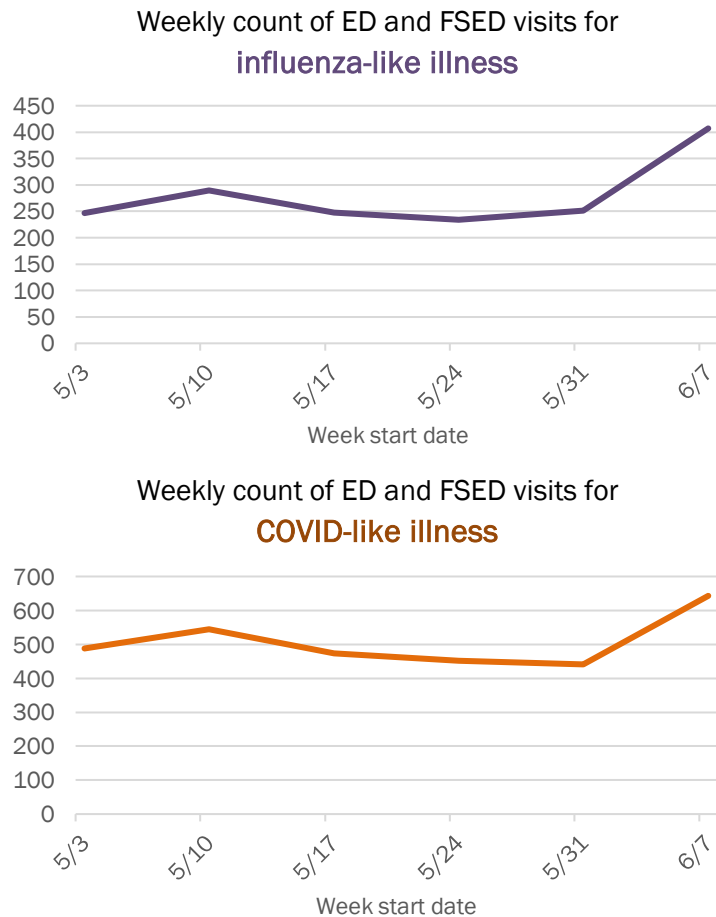
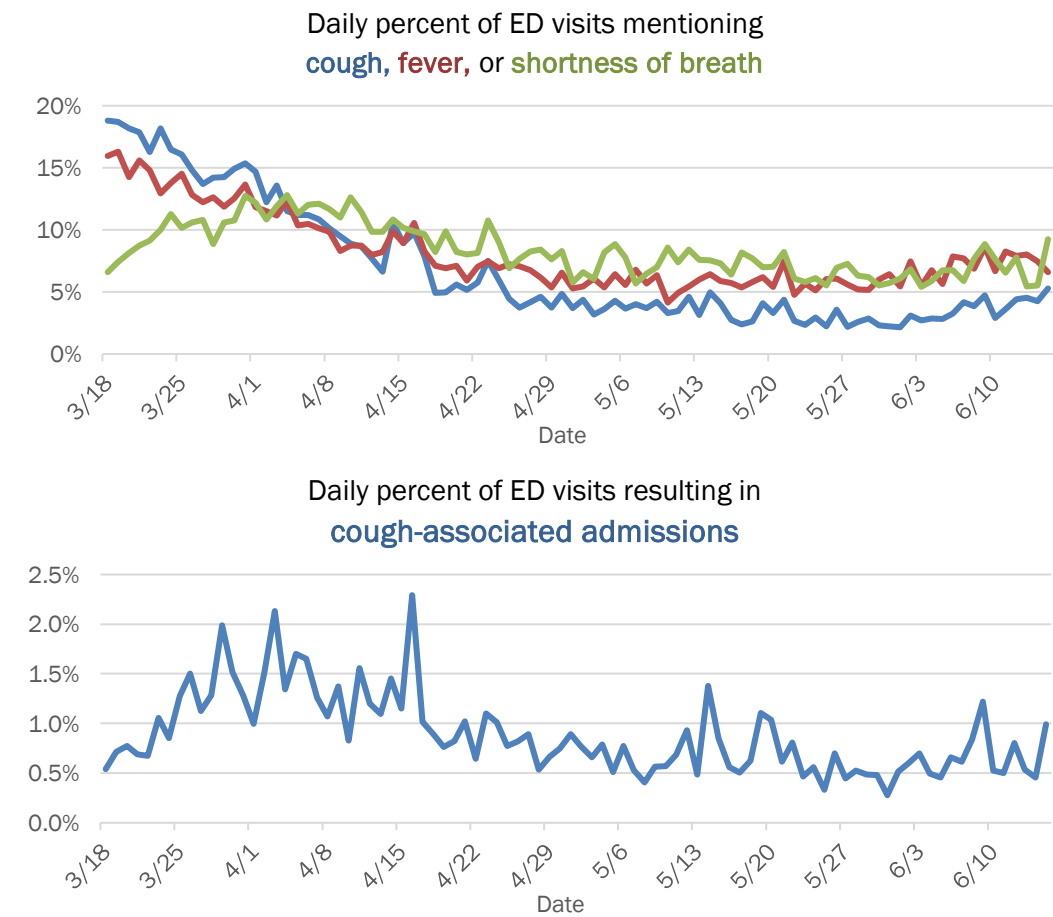
Laboratory testing for Florida residents and non-Florida residents over the past 2 weeks

Number and percent of positive labs

These counts include the number of people for whom the department received laboratory results by day. This percent is the number of people who test positive for the first time divided by all the people tested that day, excluding people who have previously tested positive.



Emergency department (ED) and freestanding ED (FSED) chief complaint and admission data for Dade County

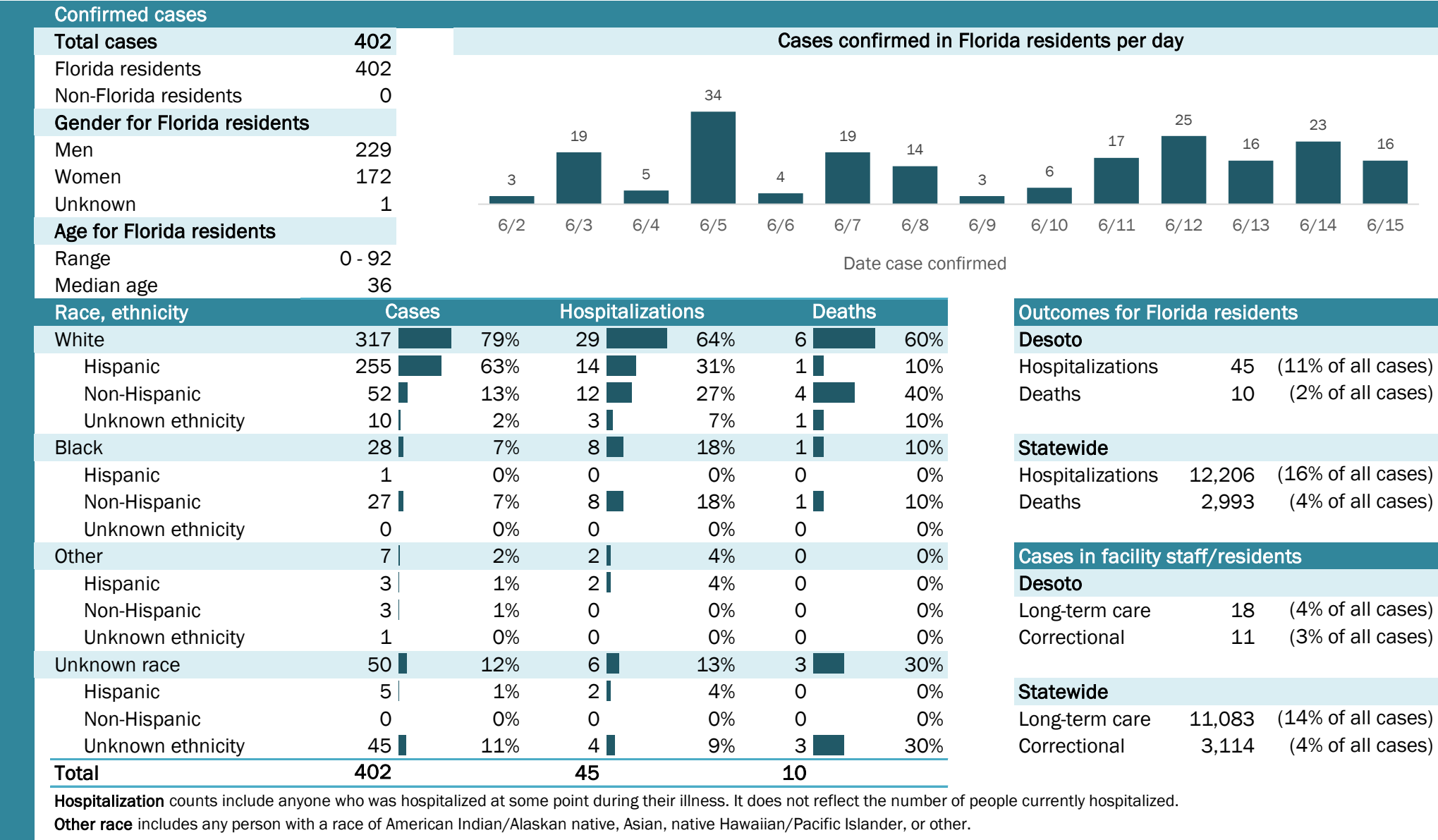


The Electronic Surveillance System for the Early Notification of Community-Based Epidemics (ESSENCE-FL) includes chief complaint data from 211 of 212 Florida EDs and 74 of 79 Florida FSEDs. Data are transmitted electronically to ESSENCE-FL daily or hourly.

Coronavirus: summary for Desoto County

Data for Jun 16, 2020 (verified at 10 AM)

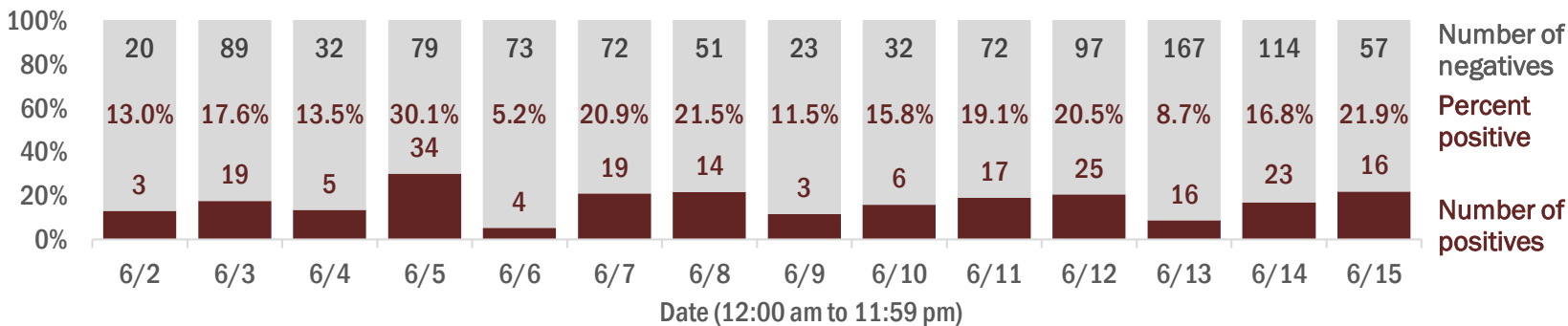
Data in this report are provisional and subject to change.



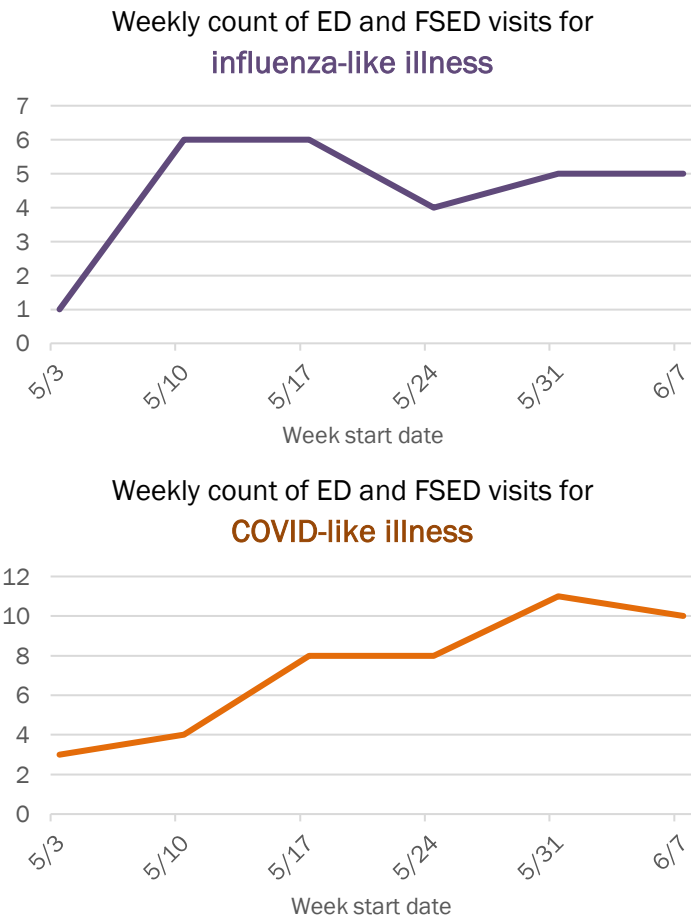
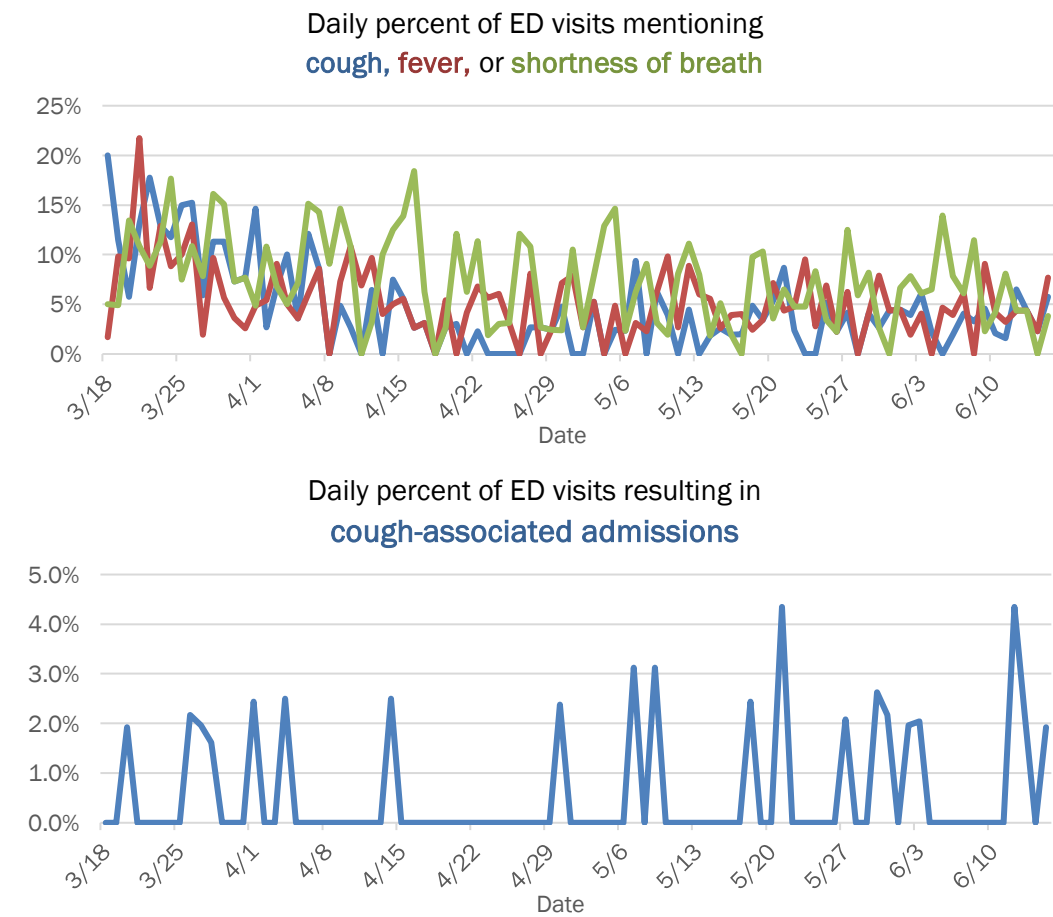
Laboratory testing for Florida residents and non-Florida residents over the past 2 weeks

Number and percent of positive labs

These counts include the number of people for whom the department received laboratory results by day. This percent is the number of people who test positive for the first time divided by all the people tested that day, excluding people who have previously tested positive.



Emergency department (ED) and freestanding ED (FSED) chief complaint and admission data for Desoto County



The Electronic Surveillance System for the Early Notification of Community-Based Epidemics (ESSENCE-FL) includes chief complaint data from 211 of 212 Florida EDs and 74 of 79 Florida FSEDs. Data are transmitted electronically to ESSENCE-FL daily or hourly.

Coronavirus: summary for Dixie County

Data for Jun 16, 2020 (verified at 10 AM)

Data in this report are provisional and subject to change.

Confirmed cases

Total cases

60

Florida residents

60

Non-Florida residents

0

Gender for Florida residents

Men

31

Women

29

Unknown

0

Age for Florida residents

Range

6 - 91

Median age

48

Cases confirmed in Florida residents per day

1

6/2

1

6/3

1

6/4

1

6/5

2

6/7

6/8

6/9

6/10

6/11

6/12

6/13

6/14

6/15

Date case confirmed

Race, ethnicity	Cases	Hospitalizations	Deaths
White	4473%	770%	267%
Hispanic	00%	00%	00%
Non-Hispanic	4473%	770%	267%
Unknown ethnicity	00%	00%	00%
Black	1423%	220%	133%
Hispanic	00%	00%	00%
Non-Hispanic	1322%	220%	133%
Unknown ethnicity	12%	00%	00%
Other	12%	110%	00%
Hispanic	12%	110%	00%
Non-Hispanic	00%	00%	00%
Unknown ethnicity	00%	00%	00%
Unknown race	12%	00%	00%
Hispanic	00%	00%	00%
Non-Hispanic	00%	00%	00%
Unknown ethnicity	12%	00%	00%
Total	60	10	3

Hospitalization

counts include anyone who was hospitalized at some point during their illness. It does not reflect the number of people currently hospitalized.

Other race

includes any person with a race of American Indian/Alaskan native, Asian, native Hawaiian/Pacific Islander, or other.

Outcomes for Florida residents

Dixie

Hospitalizations

10

(17% of all cases)

Deaths

3

(5% of all cases)

Cases in facility staff/residents

Dixie

Long-term care

5

(8% of all cases)

Correctional

2

(3% of all cases)

Statewide

Hospitalizations

12,206

(16% of all cases)

Deaths

2,993

(4% of all cases)

Statewide

Long-term care

11,083

(14% of all cases)

Correctional

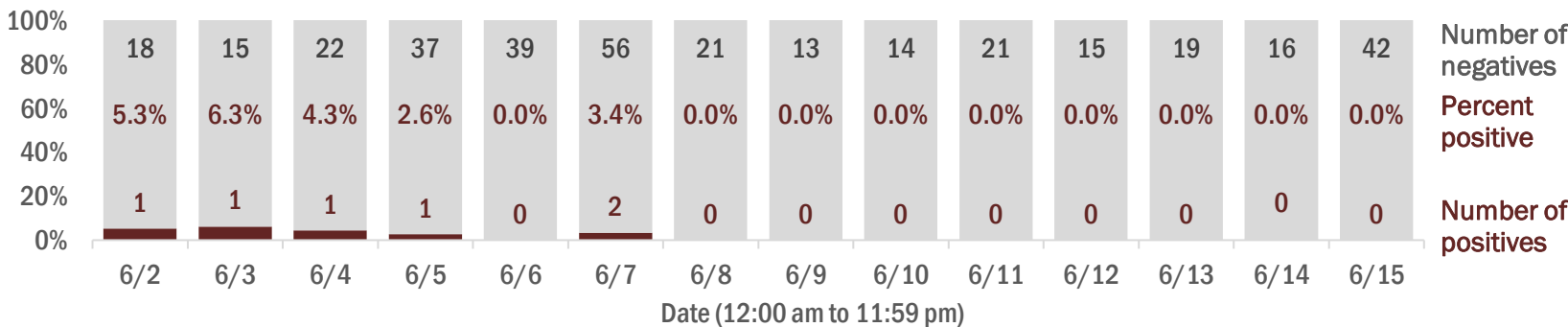
3,114

(4% of all cases)

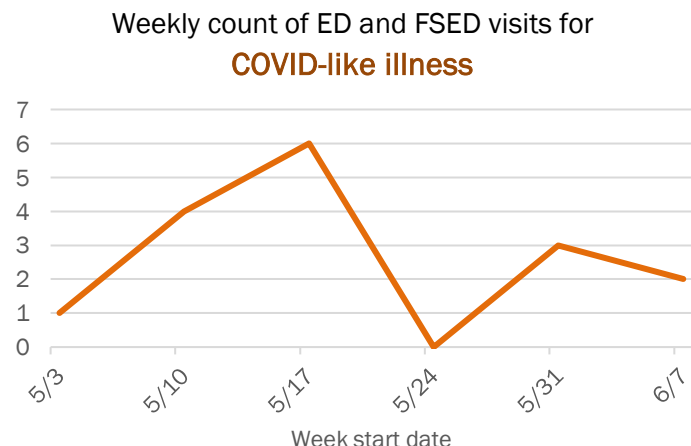
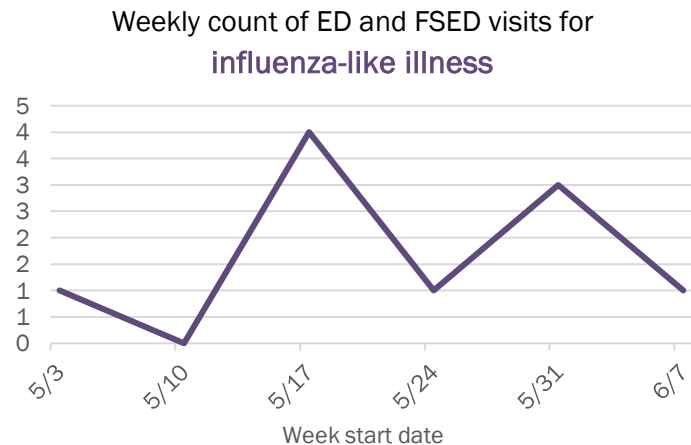
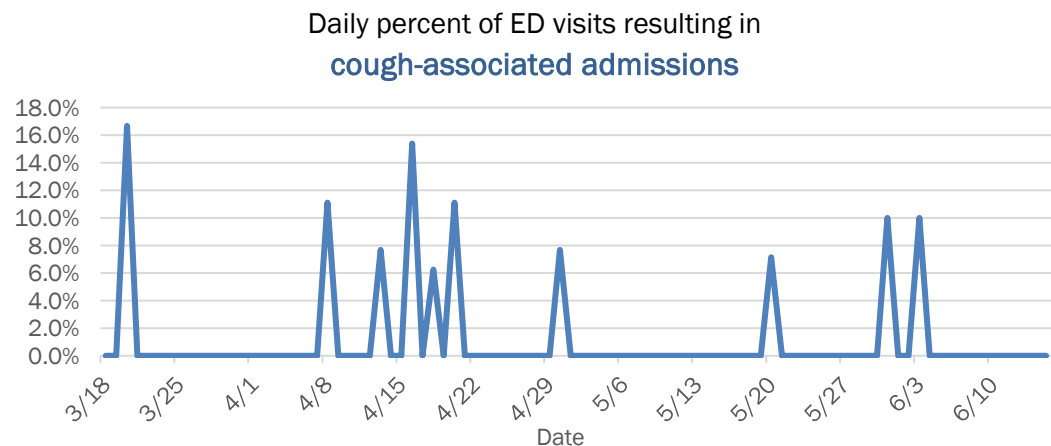
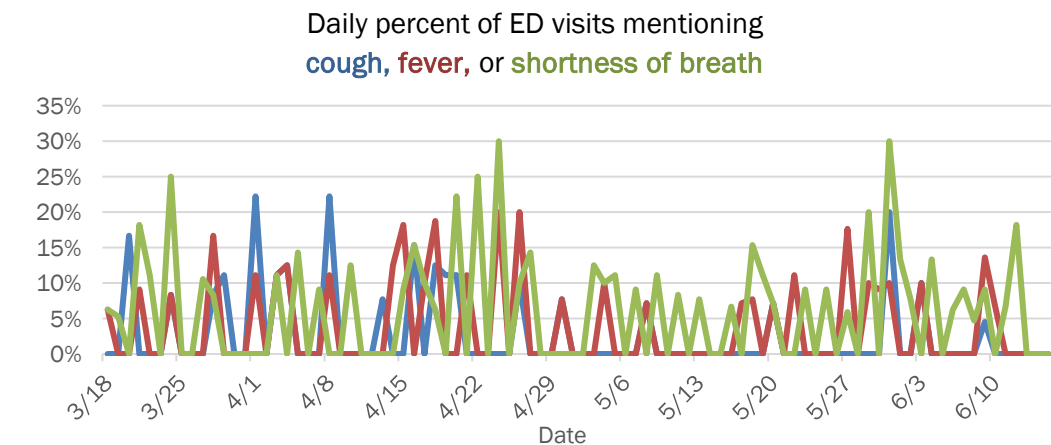
Laboratory testing for Florida residents and non-Florida residents over the past 2 weeks

Number and percent of positive labs

These counts include the number of people for whom the department received laboratory results by day. This percent is the number of people who test positive for the first time divided by all the people tested that day, excluding people who have previously tested positive.



Emergency department (ED) and freestanding ED (FSED) chief complaint and admission data for Dixie County



The Electronic Surveillance System for the Early Notification of Community-Based Epidemics (ESSENCE-FL) includes chief complaint data from 211 of 212 Florida EDs and 74 of 79 Florida FSEDs. Data are transmitted electronically to ESSENCE-FL daily or hourly.

Coronavirus: summary for Duval County

Data for Jun 16, 2020 (verified at 10 AM)

Data in this report are provisional and subject to change.

Confirmed cases

Total cases

2,112

Florida residents

2,037

Non-Florida residents

75

Gender for Florida residents

Men

941

Women

1,096

Unknown

0

Age for Florida residents

Range

0 - 101

Median age

43

Cases confirmed in Florida residents per day

23

6/2

22

6/3

27

6/4

31

6/5

29

6/6

14

6/7

27

6/8

15

6/9

49

6/10

23

6/11

39

6/12

32

6/13

47

6/14

60

6/15

Date case confirmed

Race, ethnicity	Cases	Hospitalizations	Deaths
White	86342%	12942%	3153%
Hispanic	1678%	155%	12%
Non-Hispanic	67233%	11437%	3051%
Unknown ethnicity	241%	00%	00%
Black	66533%	14347%	2339%
Hispanic	40%	00%	00%
Non-Hispanic	64332%	14146%	2237%
Unknown ethnicity	181%	21%	12%
Other	31916%	3511%	58%
Hispanic	19710%	176%	00%
Non-Hispanic	1065%	176%	47%
Unknown ethnicity	161%	10%	12%
Unknown race	1909%	00%	00%
Hispanic	90%	00%	00%
Non-Hispanic	20%	00%	00%
Unknown ethnicity	1799%	00%	00%
Total	2,037	307	59

Hospitalization

counts include anyone who was hospitalized at some point during their illness. It does not reflect the number of people currently hospitalized.

Other race

includes any person with a race of American Indian/Alaskan native, Asian, native Hawaiian/Pacific Islander, or other.

Outcomes for Florida residents

Duval

Hospitalizations

307

(15% of all cases)

Deaths

59

(3% of all cases)

Statewide

Hospitalizations

12,206

(16% of all cases)

Deaths

2,993

(4% of all cases)

Cases in facility staff/residents

Duval

Long-term care

311

(15% of all cases)

Correctional

2

(0% of all cases)

Statewide

Long-term care

11,083

(14% of all cases)

Correctional

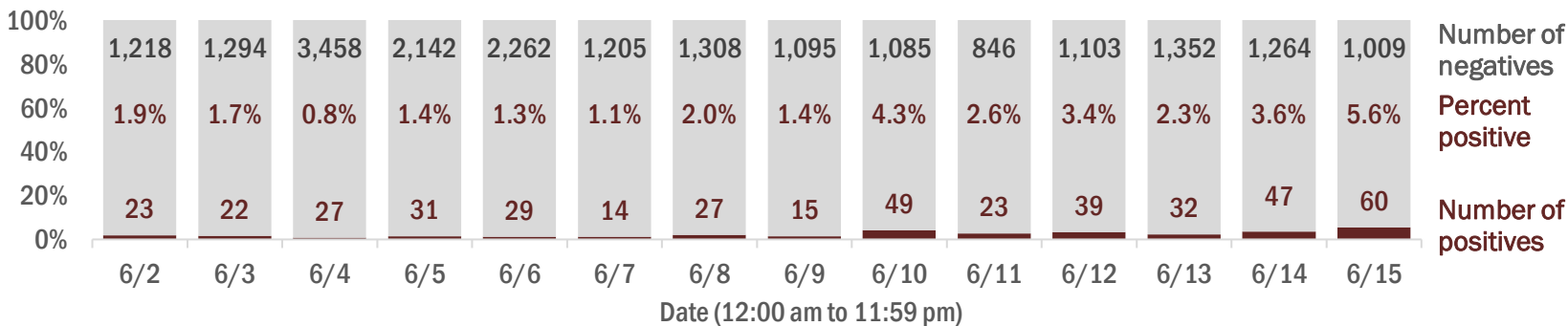
3,114

(4% of all cases)

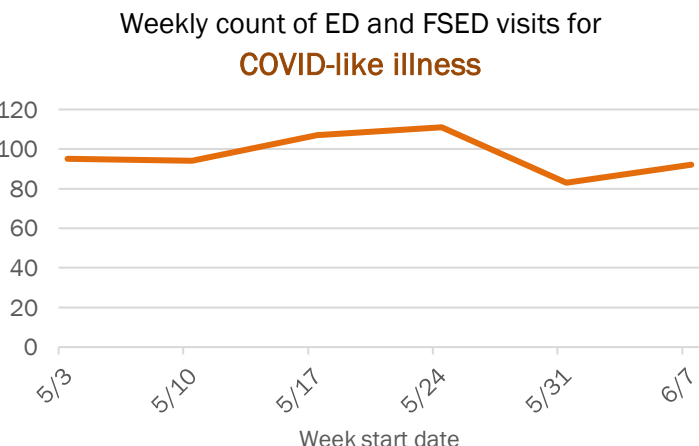
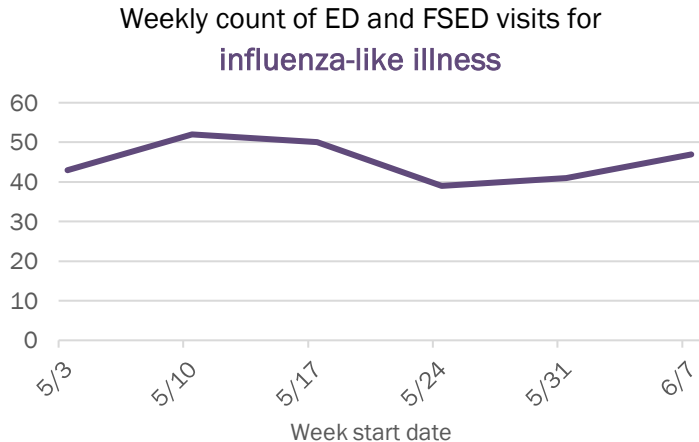
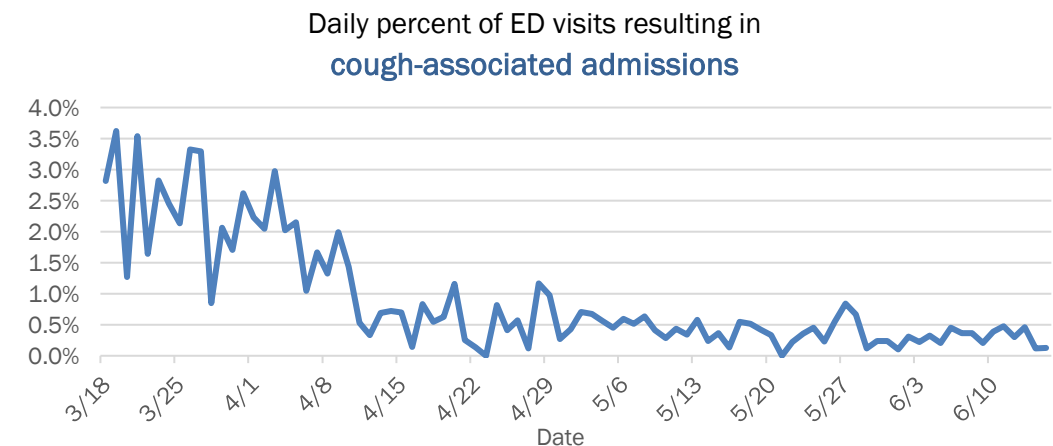
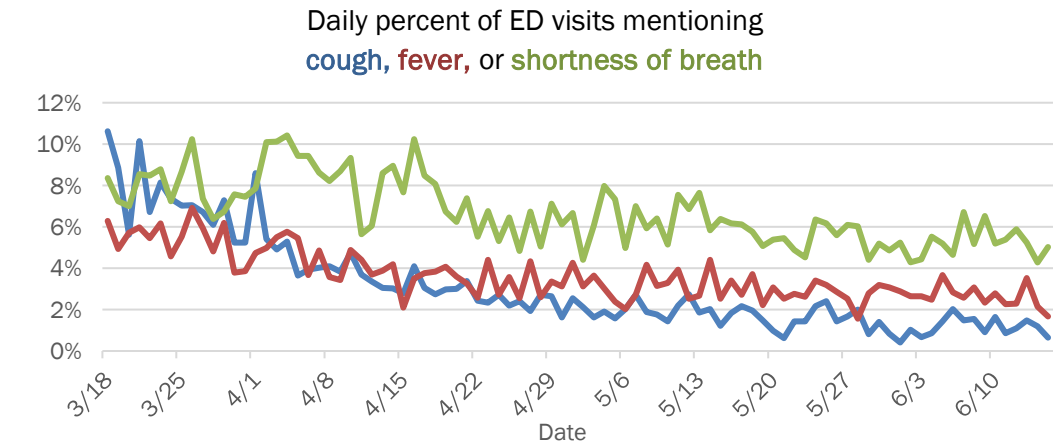
Laboratory testing for Florida residents and non-Florida residents over the past 2 weeks

Number and percent of positive labs

These counts include the number of people for whom the department received laboratory results by day. This percent is the number of people who test positive for the first time divided by all the people tested that day, excluding people who have previously tested positive.



Emergency department (ED) and freestanding ED (FSED) chief complaint and admission data for Duval County

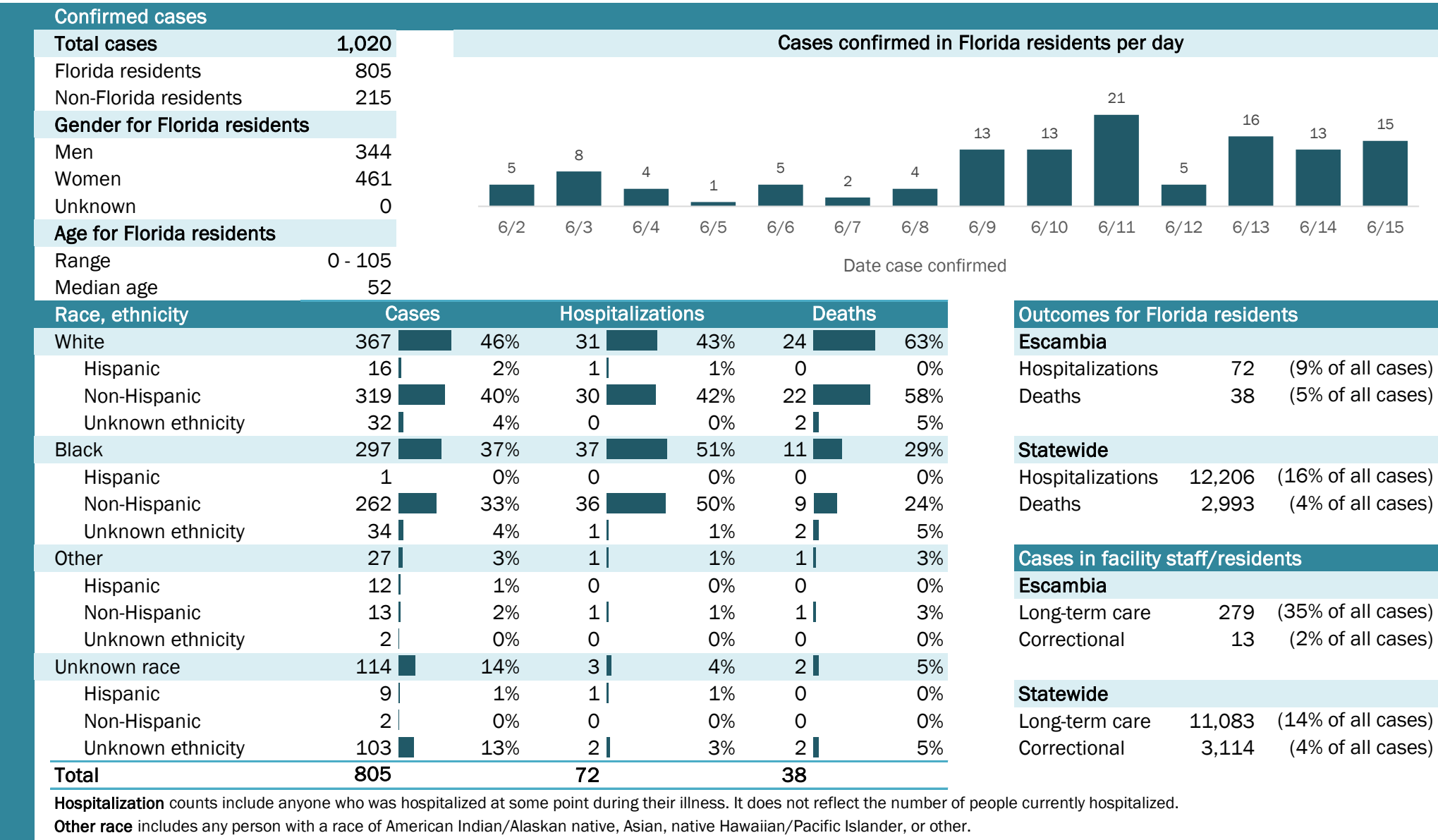


The Electronic Surveillance System for the Early Notification of Community-Based Epidemics (ESSENCE-FL) includes chief complaint data from 211 of 212 Florida EDs and 74 of 79 Florida FSEDs. Data are transmitted electronically to ESSENCE-FL daily or hourly.

Coronavirus: summary for Escambia County

Data for Jun 16, 2020 (verified at 10 AM)

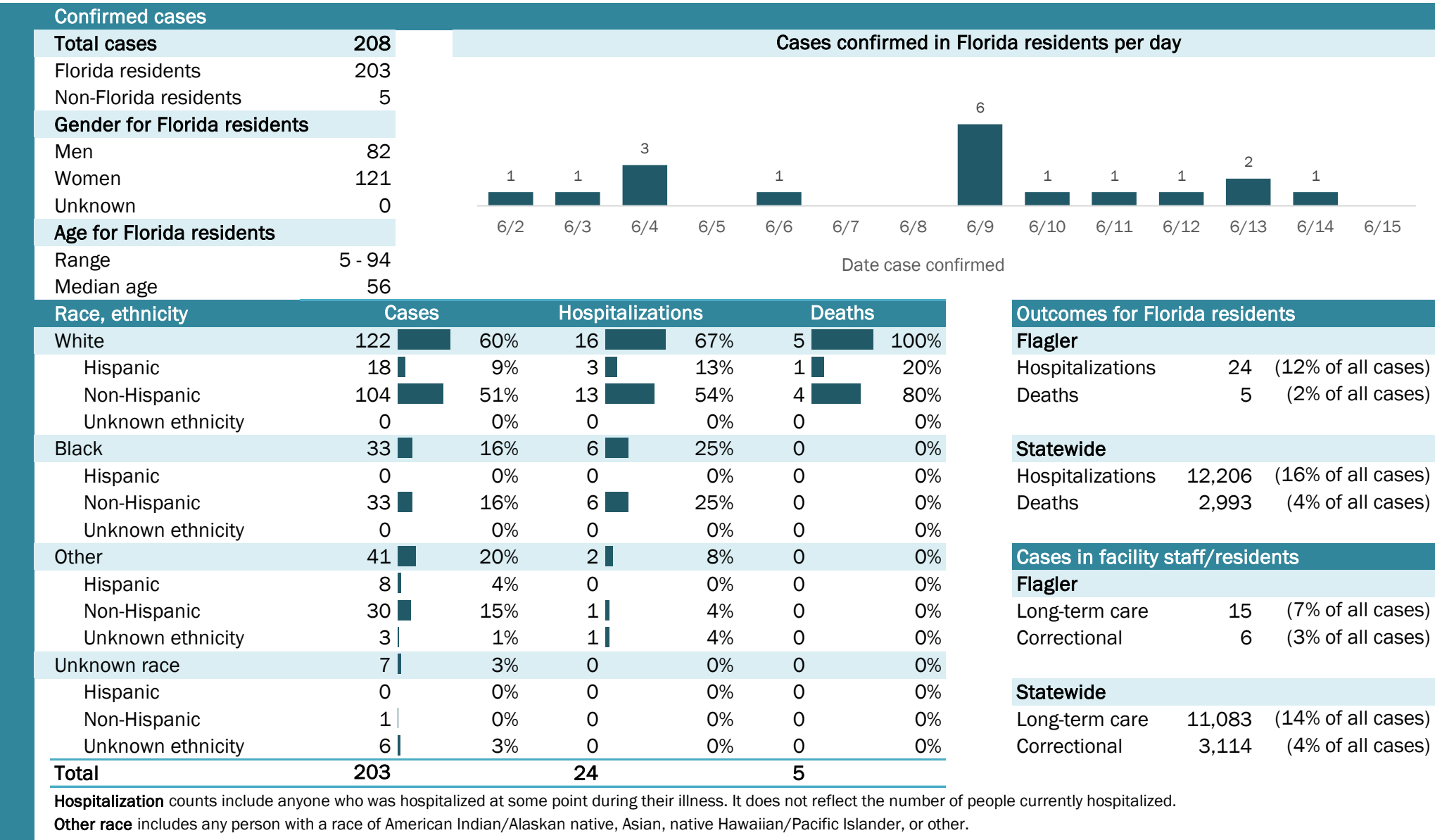
Data in this report are provisional and subject to change.



Coronavirus: summary for Flagler County

Data for Jun 16, 2020 (verified at 10 AM)

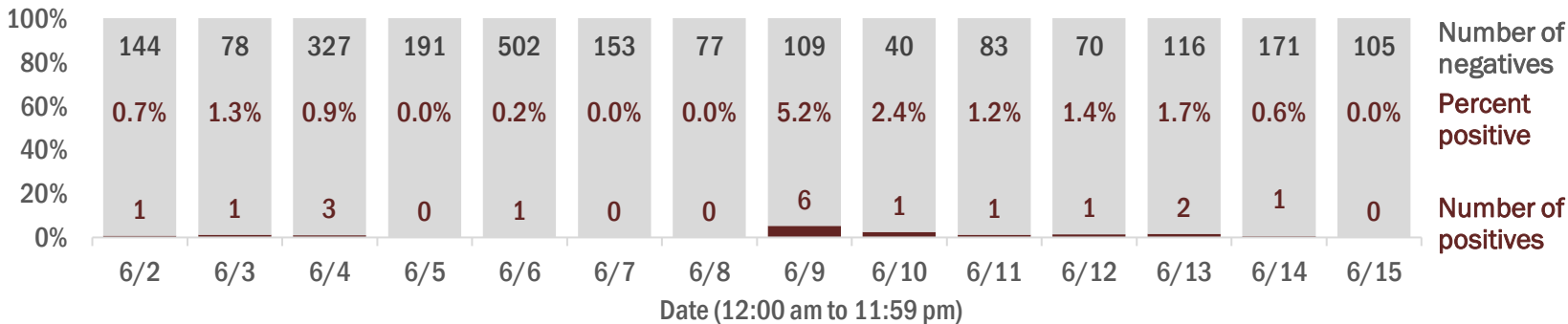
Data in this report are provisional and subject to change.



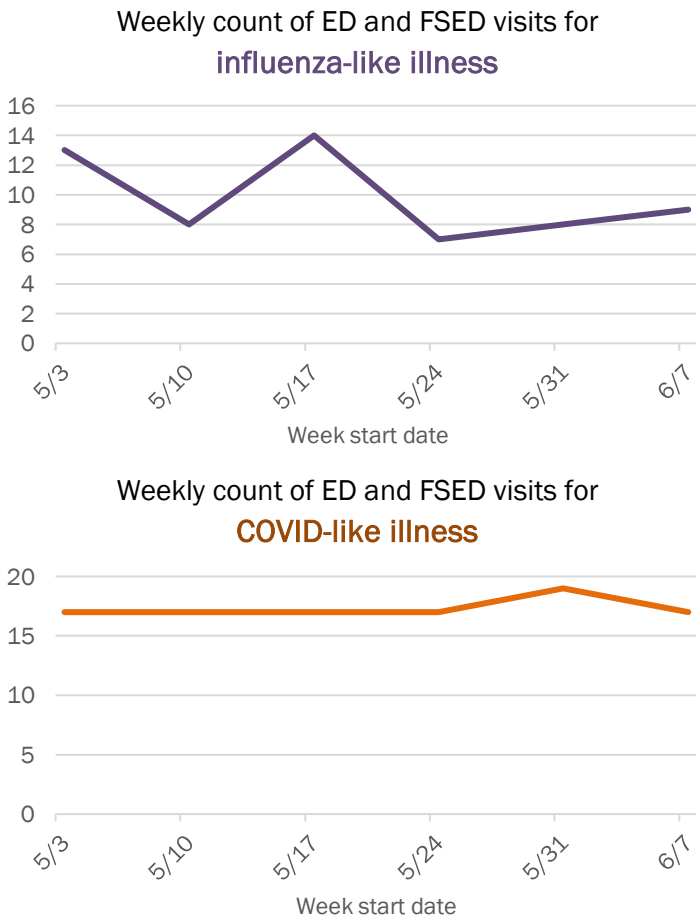
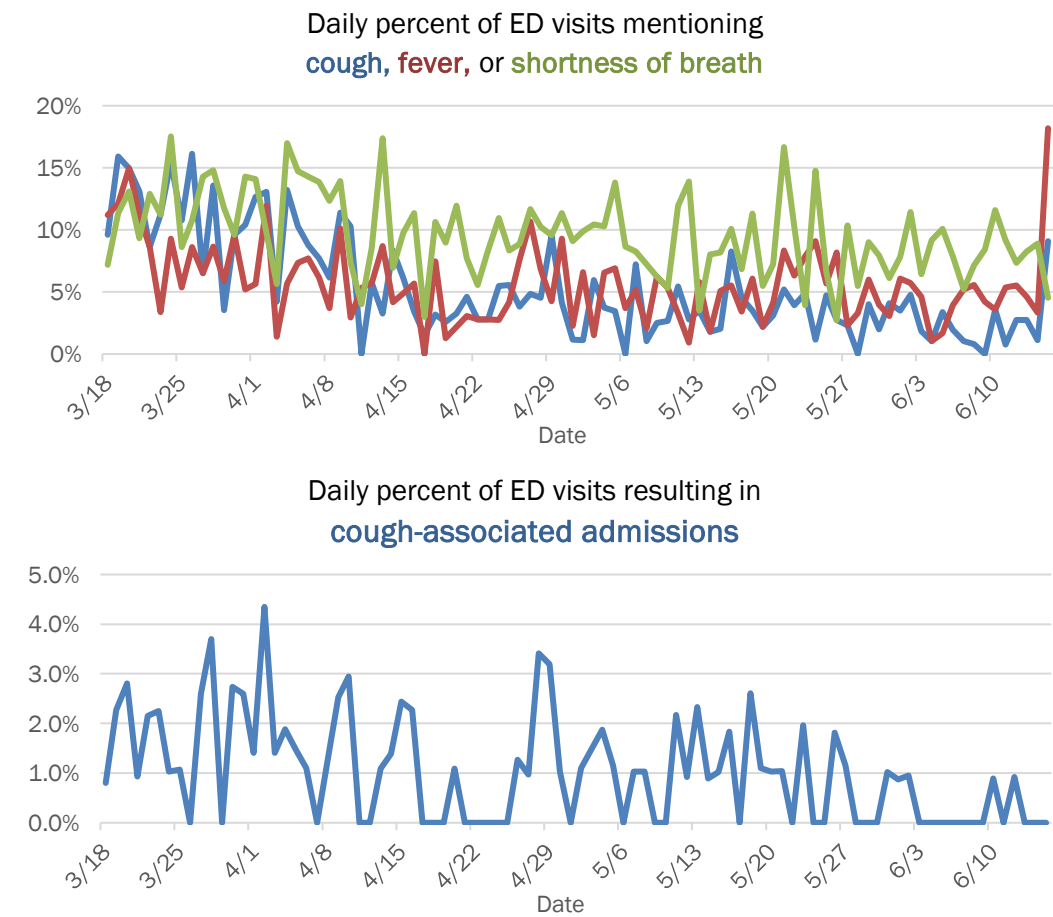
Laboratory testing for Florida residents and non-Florida residents over the past 2 weeks

Number and percent of positive labs

These counts include the number of people for whom the department received laboratory results by day. This percent is the number of people who test positive for the first time divided by all the people tested that day, excluding people who have previously tested positive.



Emergency department (ED) and freestanding ED (FSED) chief complaint and admission data for Flagler County



The Electronic Surveillance System for the Early Notification of Community-Based Epidemics (ESSENCE-FL) includes chief complaint data from 211 of 212 Florida EDs and 74 of 79 Florida FSEDs. Data are transmitted electronically to ESSENCE-FL daily or hourly.

Coronavirus: summary for Franklin County

Data for Jun 16, 2020 (verified at 10 AM)

Data in this report are provisional and subject to change.

Confirmed cases			Cases confirmed in Florida residents per day													
Total cases	2															
Florida residents	1															
Non-Florida residents	1															
Gender for Florida residents																
Men	0															
Women	1															
Unknown	0															
Age for Florida residents			6/2	6/3	6/4	6/5	6/6	6/7	6/8	6/9	6/10	6/11	6/12	6/13	6/14	6/15
Range	60 - 60		Date case confirmed													
Median age	60															
Race, ethnicity		Cases	Hospitalizations			Deaths			Outcomes for Florida residents							
White	1	<div><div></div></div> 100%	0		N/A	0		N/A	Franklin							
Hispanic	0	<div><div></div></div> 0%	0		N/A	0		N/A	Hospitalizations 0 (0% of all cases)							
Non-Hispanic	1	<div><div></div></div> 100%	0		N/A	0		N/A	Deaths 0 (0% of all cases)							
Unknown ethnicity	0	<div><div></div></div> 0%	0		N/A	0		N/A								
Black	0	<div><div></div></div> 0%	0		N/A	0		N/A	Statewide							
Hispanic	0	<div><div></div></div> 0%	0		N/A	0		N/A	Hospitalizations 12,206 (16% of all cases)							
Non-Hispanic	0	<div><div></div></div> 0%	0		N/A	0		N/A	Deaths 2,993 (4% of all cases)							
Unknown ethnicity	0	<div><div></div></div> 0%	0		N/A	0		N/A								
Other	0	<div><div></div></div> 0%	0		N/A	0		N/A	Cases in facility staff/residents							
Hispanic	0	<div><div></div></div> 0%	0		N/A	0		N/A	Franklin							
Non-Hispanic	0	<div><div></div></div> 0%	0		N/A	0		N/A	Long-term care 0 (0% of all cases)							
Unknown ethnicity	0	<div><div></div></div> 0%	0		N/A	0		N/A	Correctional 0 (0% of all cases)							
Unknown race	0	<div><div></div></div> 0%	0		N/A	0		N/A	Statewide							
Hispanic	0	<div><div></div></div> 0%	0		N/A	0		N/A	Long-term care 11,083 (14% of all cases)							
Non-Hispanic	0	<div><div></div></div> 0%	0		N/A	0		N/A	Correctional 3,114 (4% of all cases)							
Unknown ethnicity	0	<div><div></div></div> 0%	0		N/A	0		N/A								
Total	1		0			0										

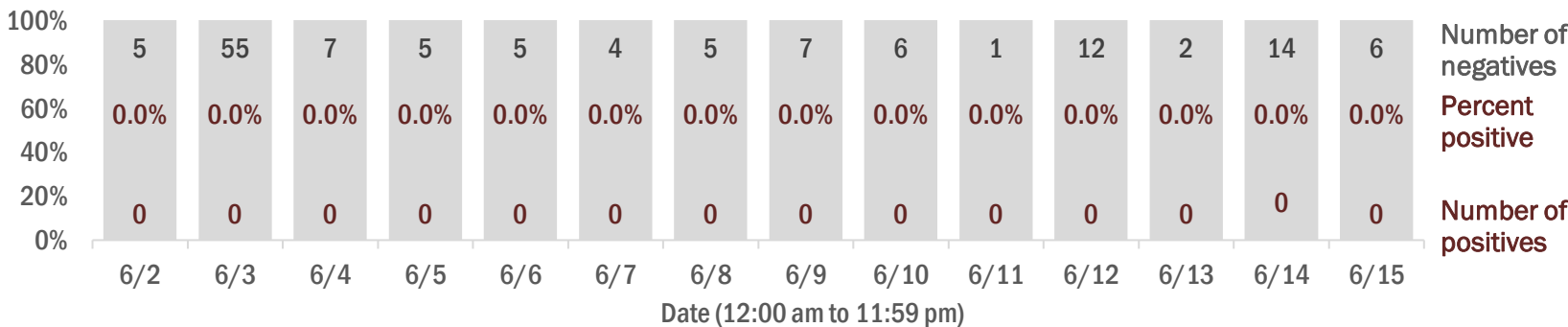
Hospitalization counts include anyone who was hospitalized at some point during their illness. It does not reflect the number of people currently hospitalized.

Other race includes any person with a race of American Indian/Alaskan native, Asian, native Hawaiian/Pacific Islander, or other.

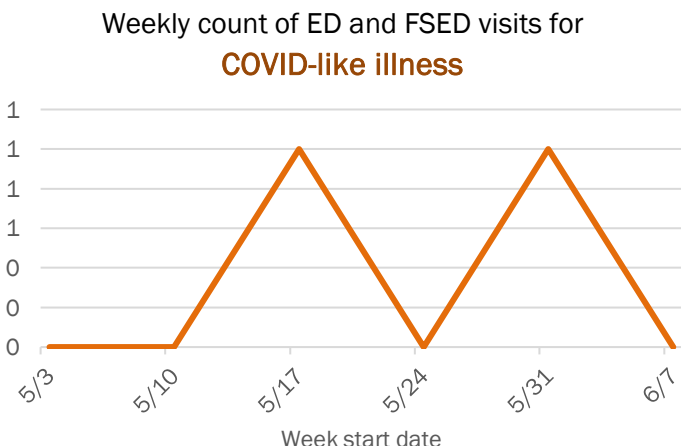
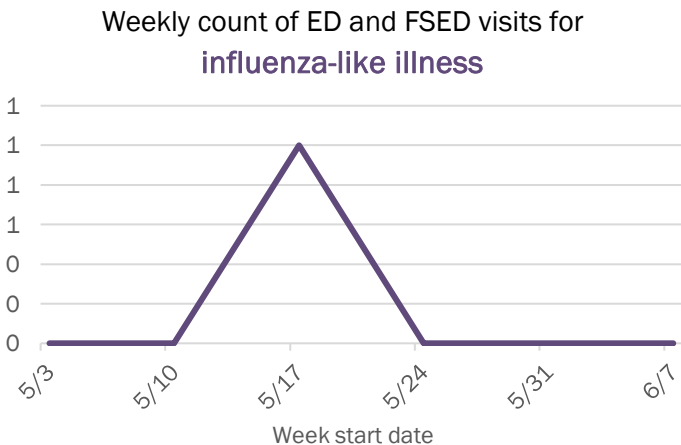
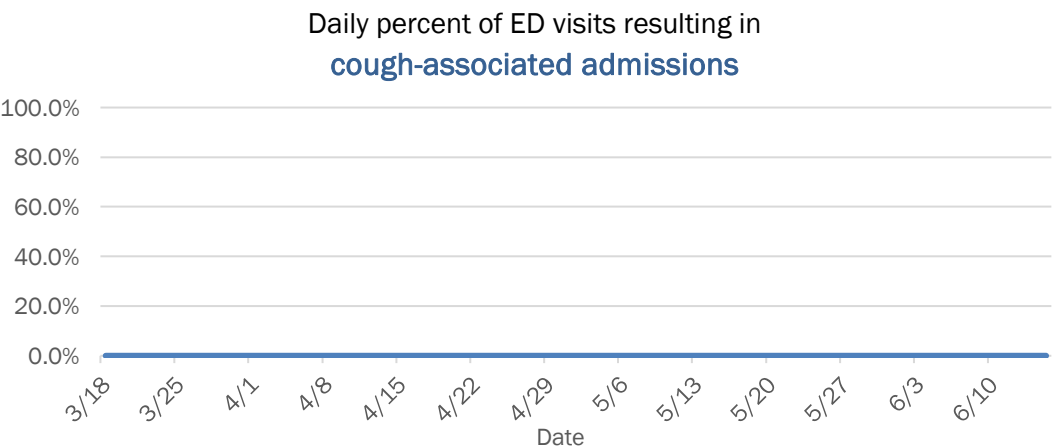
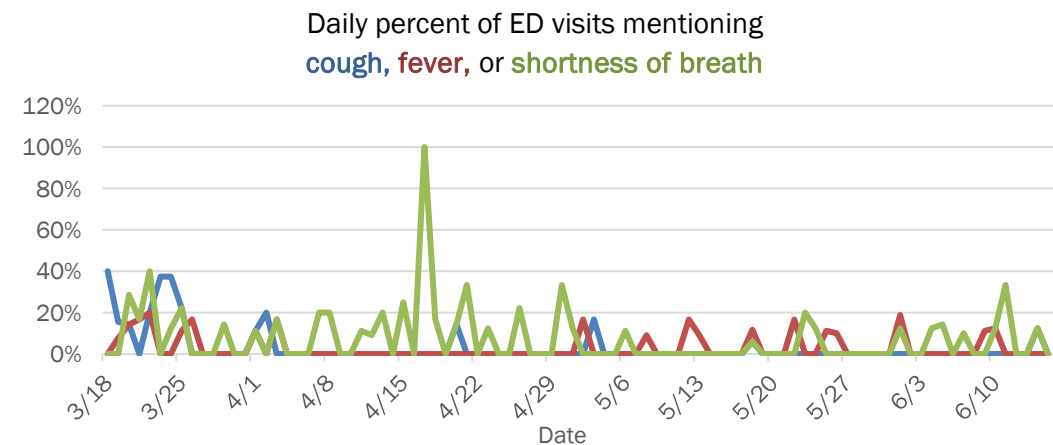
Laboratory testing for Florida residents and non-Florida residents over the past 2 weeks

Number and percent of positive labs

These counts include the number of people for whom the department received laboratory results by day. This percent is the number of people who test positive for the first time divided by all the people tested that day, excluding people who have previously tested positive.



Emergency department (ED) and freestanding ED (FSED) chief complaint and admission data for Franklin County



The Electronic Surveillance System for the Early Notification of Community-Based Epidemics (ESSENCE-FL) includes chief complaint data from 211 of 212 Florida EDs and 74 of 79 Florida FSEDs. Data are transmitted electronically to ESSENCE-FL daily or hourly.

Coronavirus: summary for Gadsden County

Data for Jun 16, 2020 (verified at 10 AM)

Data in this report are provisional and subject to change.

Confirmed cases

Total cases

309

Florida residents

304

Non-Florida residents

5

Gender for Florida residents

Men

81

Women

223

Unknown

0

Age for Florida residents

Range

0 - 98

Median age

43

Cases confirmed in Florida residents per day

7

2

1

2

2

1

2

2

1

2

2

2

3

6/2

6/3

6/4

6/5

6/6

6/7

6/8

6/9

6/10

6/11

6/12

6/13

6/14

6/15

Date case confirmed

Race, ethnicity	Cases	Hospitalizations	Deaths			
White	121	40%	14	26%	1	20%
Hispanic	22	7%	1	2%	0	0%
Non-Hispanic	93	31%	12	22%	1	20%
Unknown ethnicity	6	2%	1	2%	0	0%
Black	130	43%	36	67%	4	80%
Hispanic	0	0%	0	0%	0	0%
Non-Hispanic	122	40%	36	67%	4	80%
Unknown ethnicity	8	3%	0	0%	0	0%
Other	15	5%	4	7%	0	0%
Hispanic	10	3%	4	7%	0	0%
Non-Hispanic	5	2%	0	0%	0	0%
Unknown ethnicity	0	0%	0	0%	0	0%
Unknown race	38	13%	0	0%	0	0%
Hispanic	0	0%	0	0%	0	0%
Non-Hispanic	1	0%	0	0%	0	0%
Unknown ethnicity	37	12%	0	0%	0	0%
Total	304	54	5			

Hospitalization

counts include anyone who was hospitalized at some point during their illness. It does not reflect the number of people currently hospitalized.

Other race

includes any person with a race of American Indian/Alaskan native, Asian, native Hawaiian/Pacific Islander, or other.

Outcomes for Florida residents

Gadsden

Hospitalizations

54

(18% of all cases)

Deaths

5

(2% of all cases)

Statewide

Hospitalizations

12,206

(16% of all cases)

Deaths

2,993

(4% of all cases)

Cases in facility staff/residents

Gadsden

Long-term care

48

(16% of all cases)

Correctional

106

(35% of all cases)

Statewide

Long-term care

11,083

(14% of all cases)

Correctional

3,114

(4% of all cases)

Laboratory testing for Florida residents and non-Florida residents over the past 2 weeks

Number and percent of positive labs

These counts include the number of people for whom the department received laboratory results by day. This percent is the number of people who test positive for the first time divided by all the people tested that day, excluding people who have previously tested positive.

100%

80%

60%

40%

20%

0%

18

162

47

83

236

55

92

10

20

54

56

71

211

34

28.0%

1.2%

2.1%

2.4%

0.8%

1.8%

2.1%

16.7%

4.8%

3.6%

0.0%

2.7%

0.9%

8.1%

7

2

1

2

2

1

2

2

1

2

0

2

2

3

6/2

6/3

6/4

6/5

6/6

6/7

6/8

6/9

6/10

6/11

6/12

6/13

6/14

6/15

Date (12:00 am to 11:59 pm)

Number of negatives

Percent positive

Number of positives

Emergency department (ED) and freestanding ED (FSED) chief complaint and admission data for Gadsden County

Daily percent of ED visits mentioning

cough, fever, or shortness of breath

25%

20%

15%

10%

5%

0%

3/18

3/25

4/1

4/8

4/15

4/22

4/29

5/6

5/13

5/20

5/27

6/3

6/10

Date

Daily percent of ED visits resulting in

cough-associated admissions

7.0%

6.0%

5.0%

4.0%

3.0%

2.0%

1.0%

0.0%

3/18

3/25

4/1

4/8

4/15

4/22

4/29

5/6

5/13

5/20

5/27

6/3

6/10

Date

Weekly count of ED and FSED visits for

influenza-like illness

4

3

3

3

3

3

3

3

3

3

3

3

3

3

5/3

5/10

5/17

5/24

5/31

6/7

Week start date

Weekly count of ED and FSED visits for

COVID-like illness

7

6

5

4

3

3

3

3

3

3

3

3

3

3

5/3

5/10

5/17

5/24

5/31

6/7

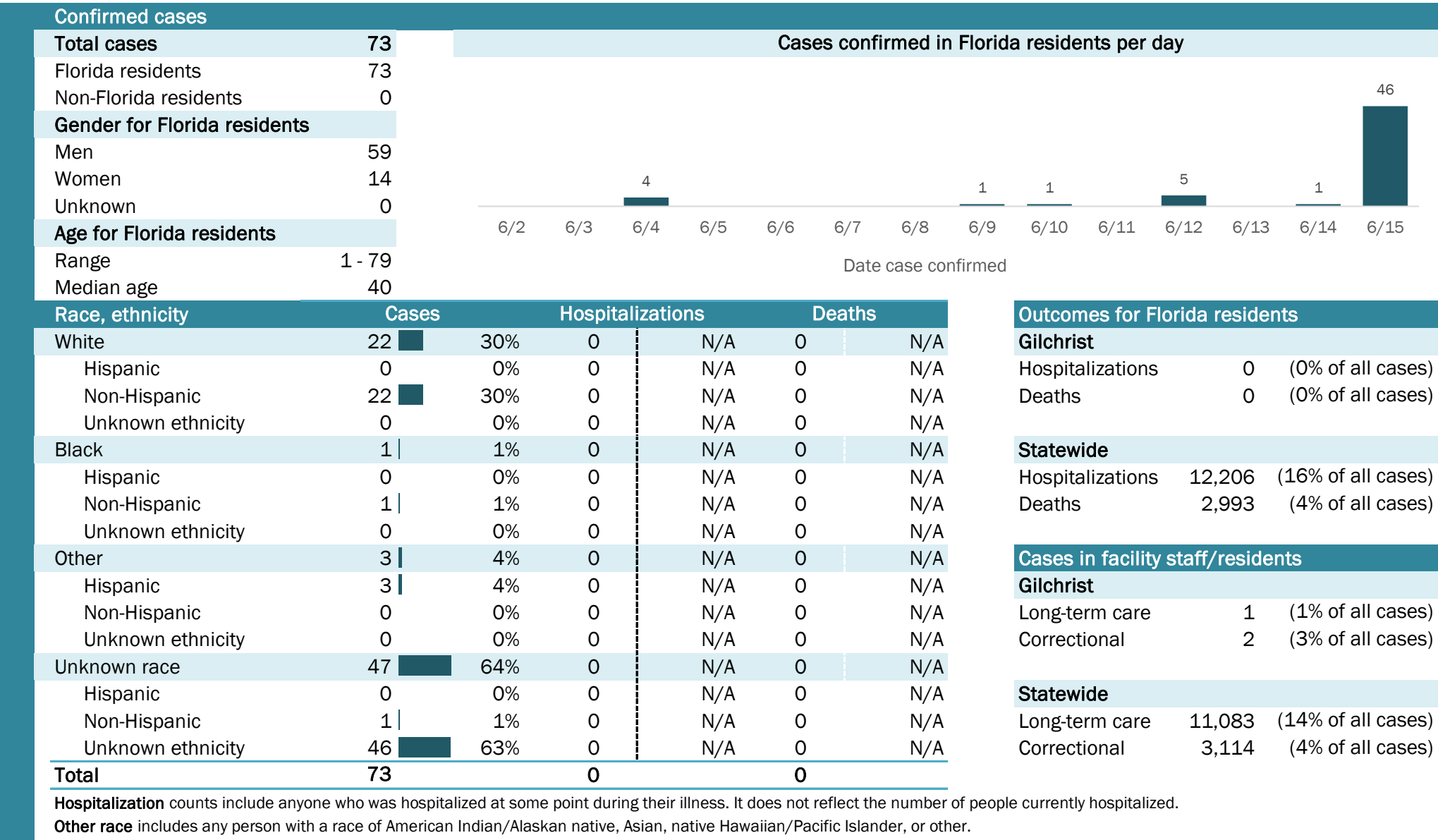
Week start date

The Electronic Surveillance System for the Early Notification of Community-Based Epidemics (ESSENCE-FL) includes chief complaint data from 211 of 212 Florida EDs and 74 of 79 Florida FSEDs. Data are transmitted electronically to ESSENCE-FL daily or hourly.

Coronavirus: summary for Gilchrist County

Data for Jun 16, 2020 (verified at 10 AM)

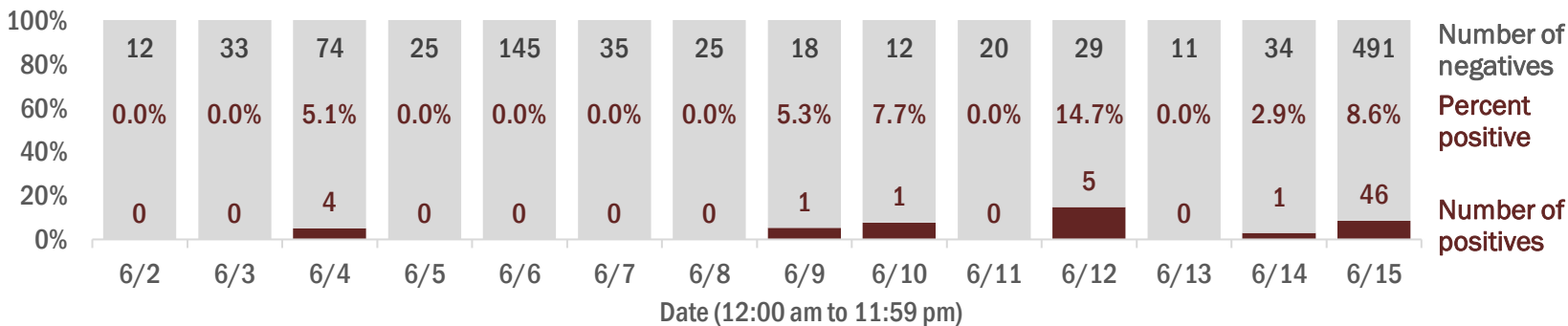
Data in this report are provisional and subject to change.



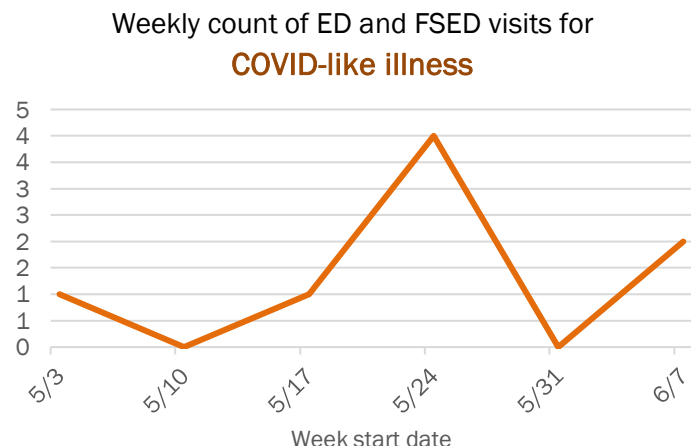
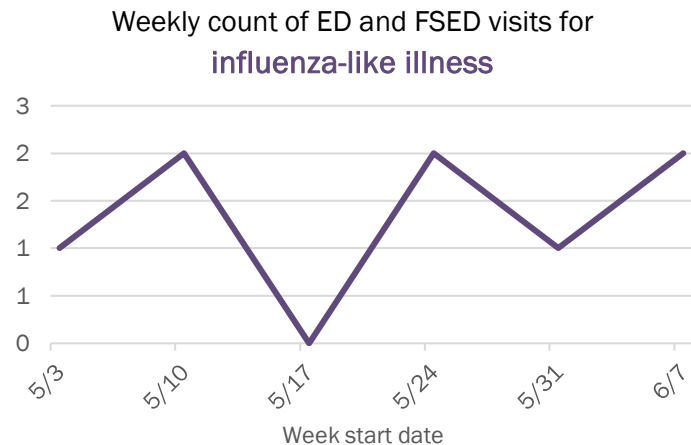
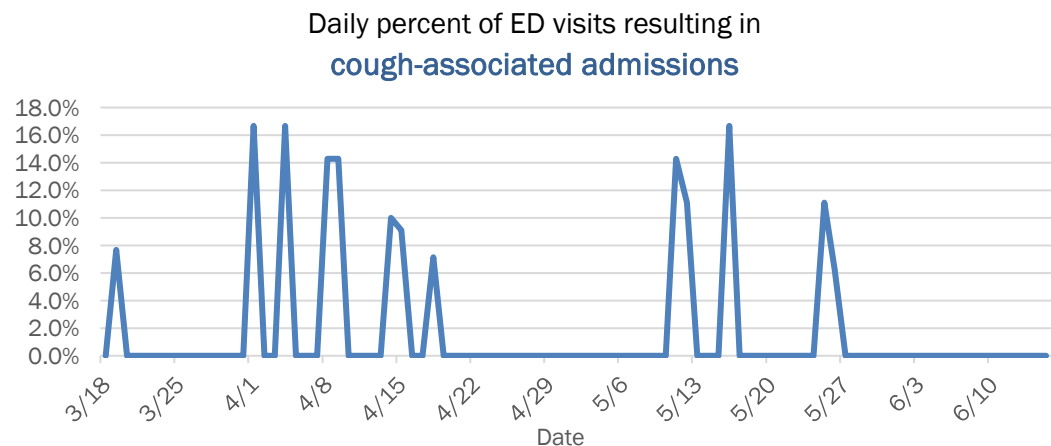
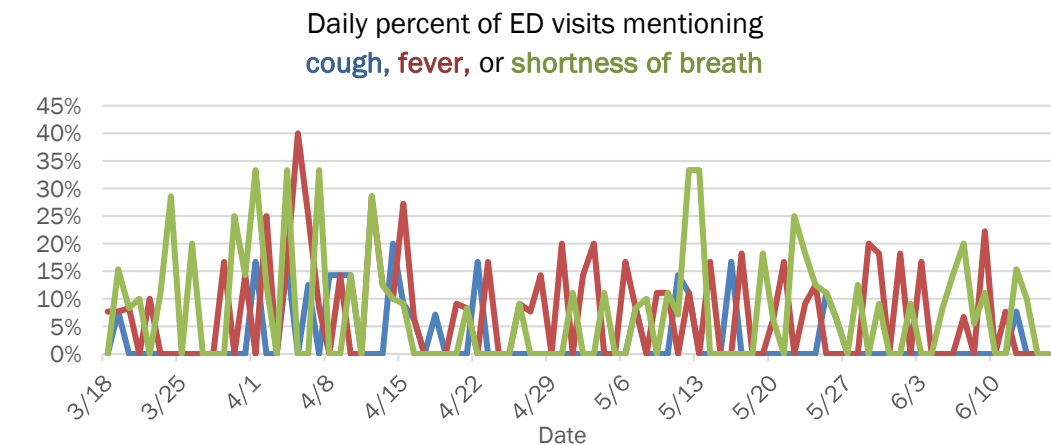
Laboratory testing for Florida residents and non-Florida residents over the past 2 weeks

Number and percent of positive labs

These counts include the number of people for whom the department received laboratory results by day. This percent is the number of people who test positive for the first time divided by all the people tested that day, excluding people who have previously tested positive.



Emergency department (ED) and freestanding ED (FSED) chief complaint and admission data for Gilchrist County

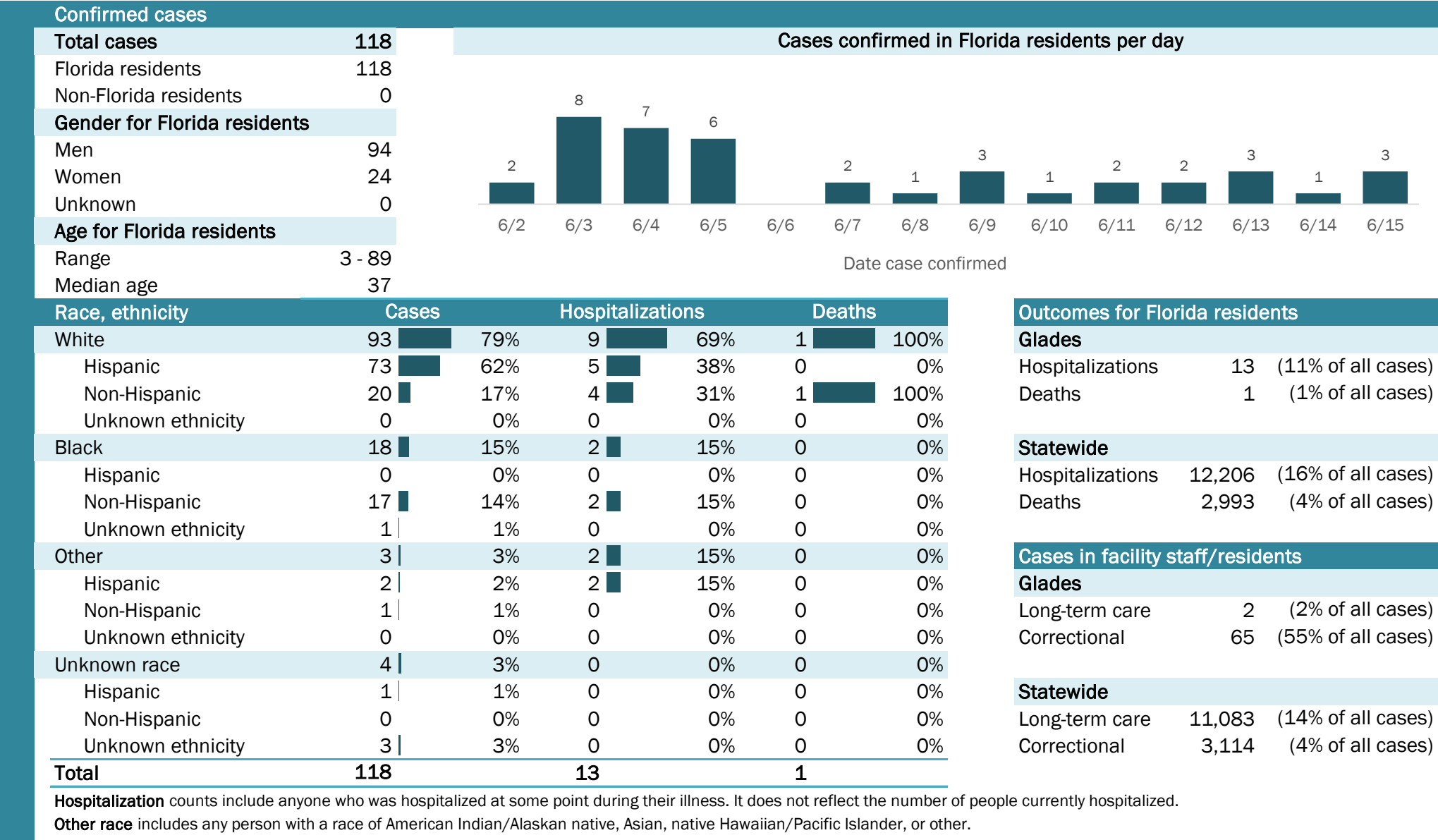


The Electronic Surveillance System for the Early Notification of Community-Based Epidemics (ESSENCE-FL) includes chief complaint data from 211 of 212 Florida EDs and 74 of 79 Florida FSEDs. Data are transmitted electronically to ESSENCE-FL daily or hourly.

Coronavirus: summary for Glades County

Data for Jun 16, 2020 (verified at 10 AM)

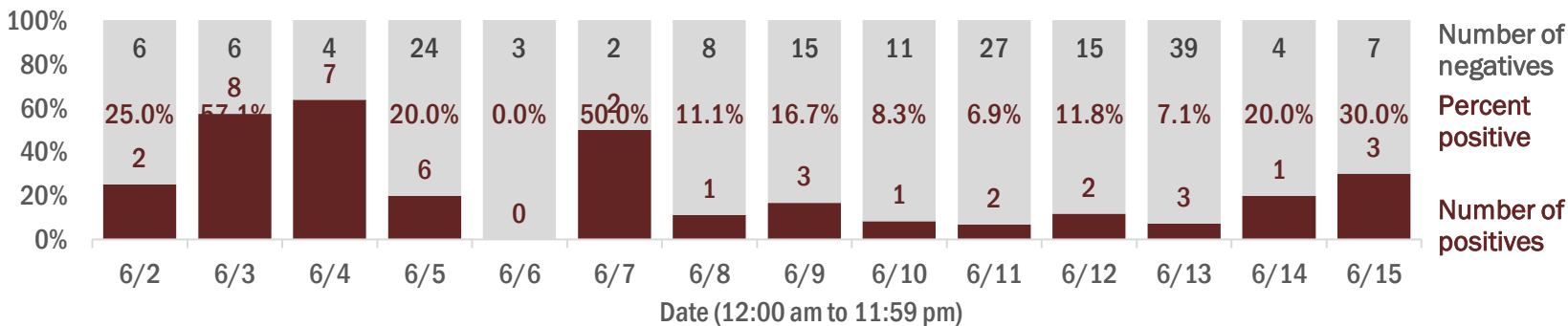
Data in this report are provisional and subject to change.



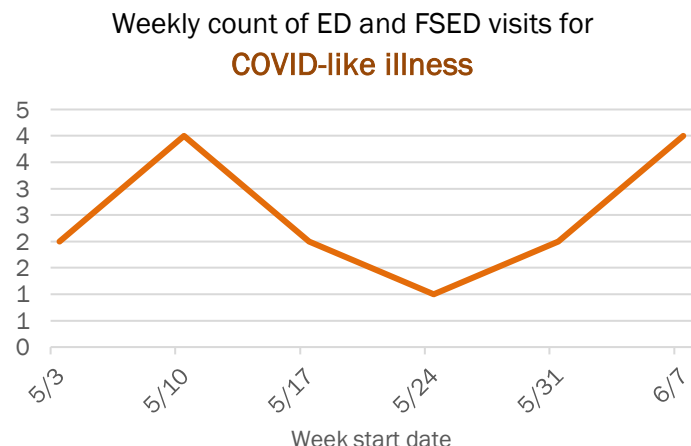
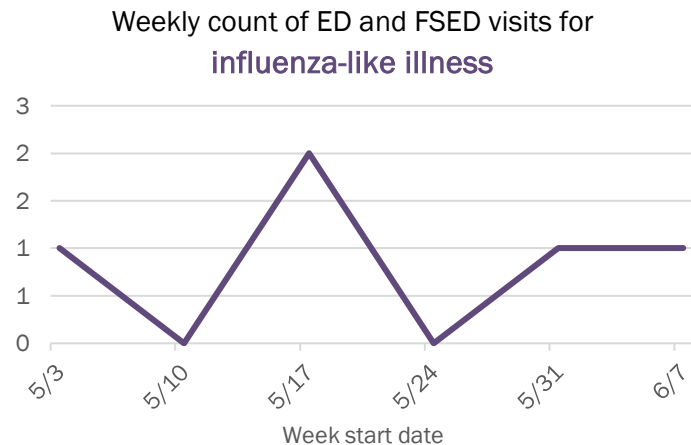
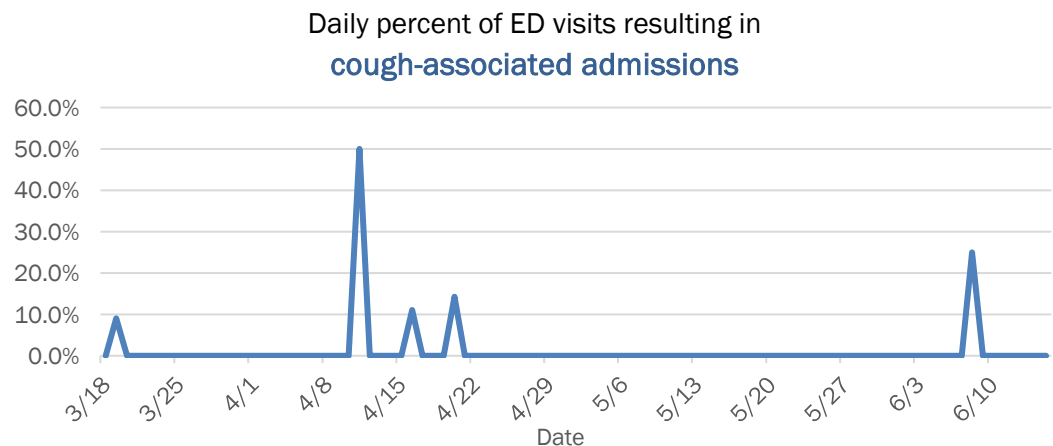
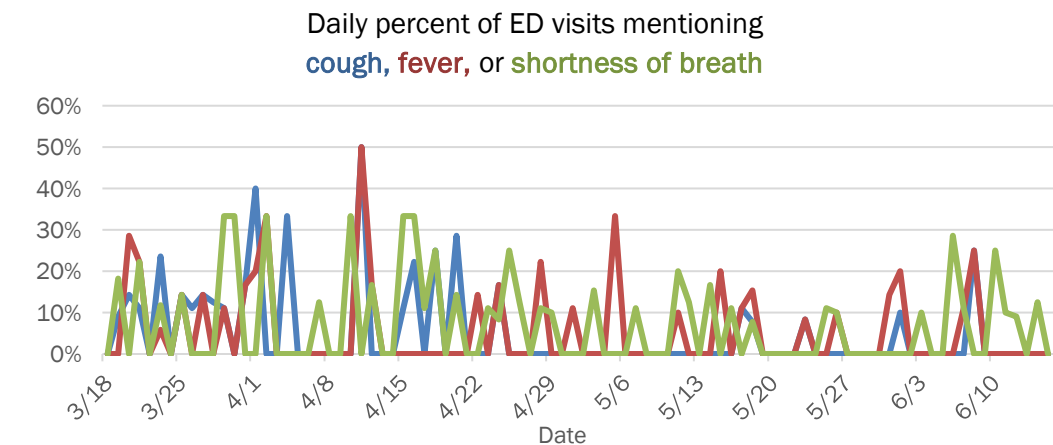
Laboratory testing for Florida residents and non-Florida residents over the past 2 weeks

Number and percent of positive labs

These counts include the number of people for whom the department received laboratory results by day. This percent is the number of people who test positive for the first time divided by all the people tested that day, excluding people who have previously tested positive.



Emergency department (ED) and freestanding ED (FSED) chief complaint and admission data for Glades County



The Electronic Surveillance System for the Early Notification of Community-Based Epidemics (ESSENCE-FL) includes chief complaint data from 211 of 212 Florida EDs and 74 of 79 Florida FSEDs. Data are transmitted electronically to ESSENCE-FL daily or hourly.

Coronavirus: summary for Gulf County

Data for Jun 16, 2020 (verified at 10 AM)

Data in this report are provisional and subject to change.

Confirmed cases

Total cases

11

Florida residents

9

Non-Florida residents

2

Gender for Florida residents

Men

4

Women

5

Unknown

0

Age for Florida residents

Range

9 - 70

Median age

45

Cases confirmed in Florida residents per day

1

2

2

1

1

6/2

6/3

6/4

6/5

6/6

6/7

6/8

6/9

6/10

6/11

6/12

6/13

6/14

6/15

Date case confirmed

Race, ethnicity	Cases	Hospitalizations	Deaths
White	778%	0	N/A0N/A
Hispanic	00%	0	N/A0N/A
Non-Hispanic	778%	0	N/A0N/A
Unknown ethnicity	00%	0	N/A0N/A
Black	00%	0	N/A0N/A
Hispanic	00%	0	N/A0N/A
Non-Hispanic	00%	0	N/A0N/A
Unknown ethnicity	00%	0	N/A0N/A
Other	222%	0	N/A0N/A
Hispanic	222%	0	N/A0N/A
Non-Hispanic	00%	0	N/A0N/A
Unknown ethnicity	00%	0	N/A0N/A
Unknown race	00%	0	N/A0N/A
Hispanic	00%	0	N/A0N/A
Non-Hispanic	00%	0	N/A0N/A
Unknown ethnicity	00%	0	N/A0N/A
Total	9	0	0

Hospitalization

counts include anyone who was hospitalized at some point during their illness. It does not reflect the number of people currently hospitalized.

Other race

includes any person with a race of American Indian/Alaskan native, Asian, native Hawaiian/Pacific Islander, or other.

Outcomes for Florida residents

Gulf

Hospitalizations

0

(0% of all cases)

Deaths

0

(0% of all cases)

Statewide

Hospitalizations

12,206

(16% of all cases)

Deaths

2,993

(4% of all cases)

Cases in facility staff/residents

Gulf

Long-term care

2

(22% of all cases)

Correctional

0

(0% of all cases)

Statewide

Long-term care

11,083

(14% of all cases)

Correctional

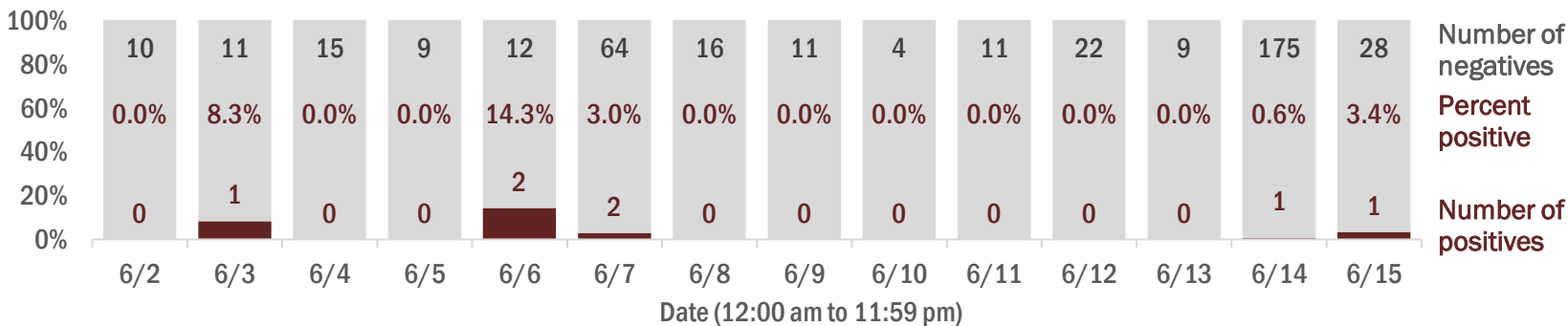
3,114

(4% of all cases)

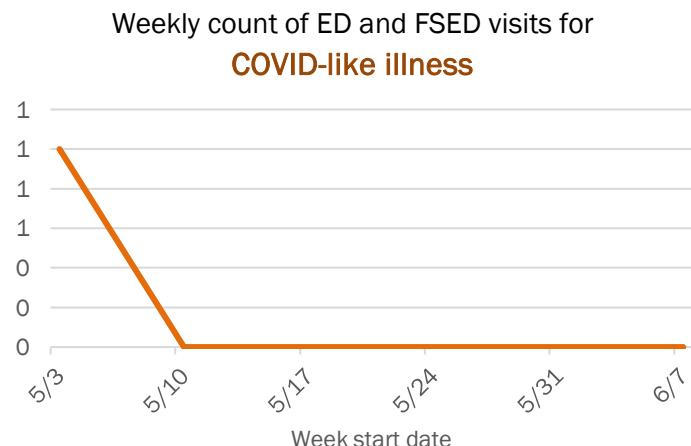
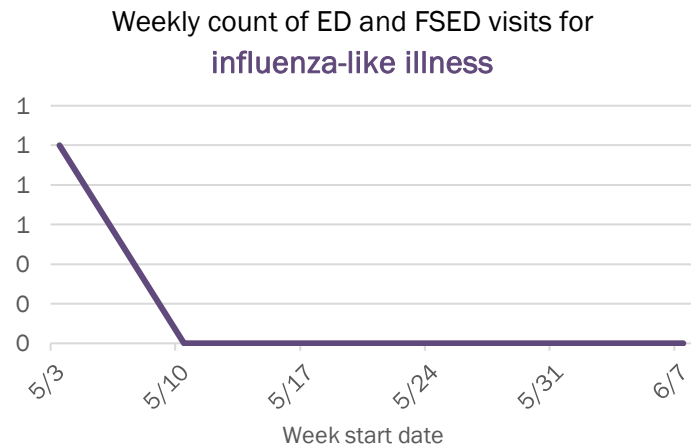
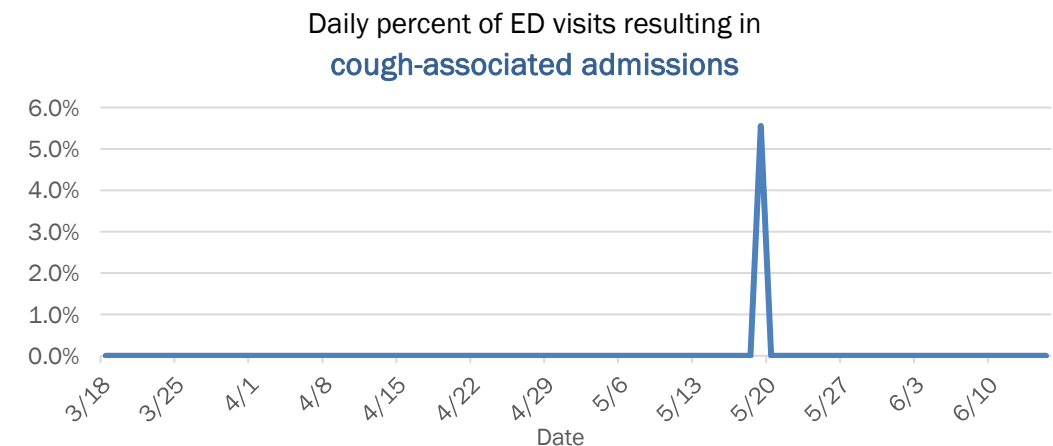
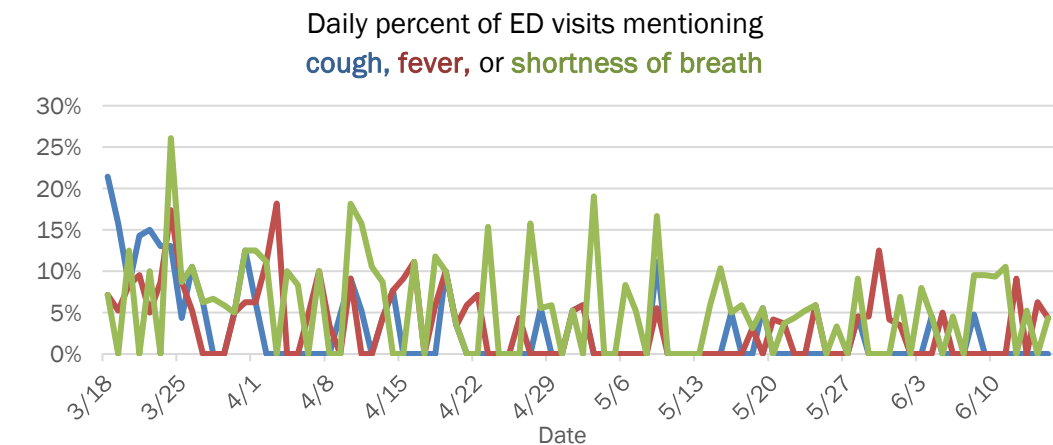
Laboratory testing for Florida residents and non-Florida residents over the past 2 weeks

Number and percent of positive labs

These counts include the number of people for whom the department received laboratory results by day. This percent is the number of people who test positive for the first time divided by all the people tested that day, excluding people who have previously tested positive.



Emergency department (ED) and freestanding ED (FSED) chief complaint and admission data for Gulf County



The Electronic Surveillance System for the Early Notification of Community-Based Epidemics (ESSENCE-FL) includes chief complaint data from 211 of 212 Florida EDs and 74 of 79 Florida FSEDs. Data are transmitted electronically to ESSENCE-FL daily or hourly.

Coronavirus: summary for Hamilton County

Data for Jun 16, 2020 (verified at 10 AM)

Data in this report are provisional and subject to change.

Confirmed cases

Total cases

277

Florida residents

274

Non-Florida residents

3

Gender for Florida residents

Men

243

Women

31

Unknown

0

Age for Florida residents

Range

0 - 84

Median age

39

Cases confirmed in Florida residents per day

4

7

5

4

1

1

3

1

2

2

1

5

6/2

6/3

6/4

6/5

6/6

6/7

6/8

6/9

6/10

6/11

6/12

6/13

6/14

6/15

Date case confirmed

Race, ethnicity	Cases	Hospitalizations	Deaths
White	122 45%	1 14%	0 0%
Hispanic	22 8%	1 14%	0 0%
Non-Hispanic	34 12%	0 0%	0 0%
Unknown ethnicity	66 24%	0 0%	0 0%
Black	121 44%	3 43%	2 100%
Hispanic	2 1%	0 0%	0 0%
Non-Hispanic	51 19%	3 43%	2 100%
Unknown ethnicity	68 25%	0 0%	0 0%
Other	26 9%	3 43%	0 0%
Hispanic	15 5%	3 43%	0 0%
Non-Hispanic	2 1%	0 0%	0 0%
Unknown ethnicity	9 3%	0 0%	0 0%
Unknown race	5 2%	0 0%	0 0%
Hispanic	0 0%	0 0%	0 0%
Non-Hispanic	0 0%	0 0%	0 0%
Unknown ethnicity	5 2%	0 0%	0 0%
Total	274	7	2

Hospitalization

counts include anyone who was hospitalized at some point during their illness. It does not reflect the number of people currently hospitalized.

Other race

includes any person with a race of American Indian/Alaskan native, Asian, native Hawaiian/Pacific Islander, or other.

Outcomes for Florida residents

Hamilton

Hospitalizations

7

(3% of all cases)

Deaths

2

(1% of all cases)

Statewide

Hospitalizations

12,206

(16% of all cases)

Deaths

2,993

(4% of all cases)

Cases in facility staff/residents

Hamilton

Long-term care

3

(1% of all cases)

Correctional

217

(79% of all cases)

Statewide

Long-term care

11,083

(14% of all cases)

Correctional

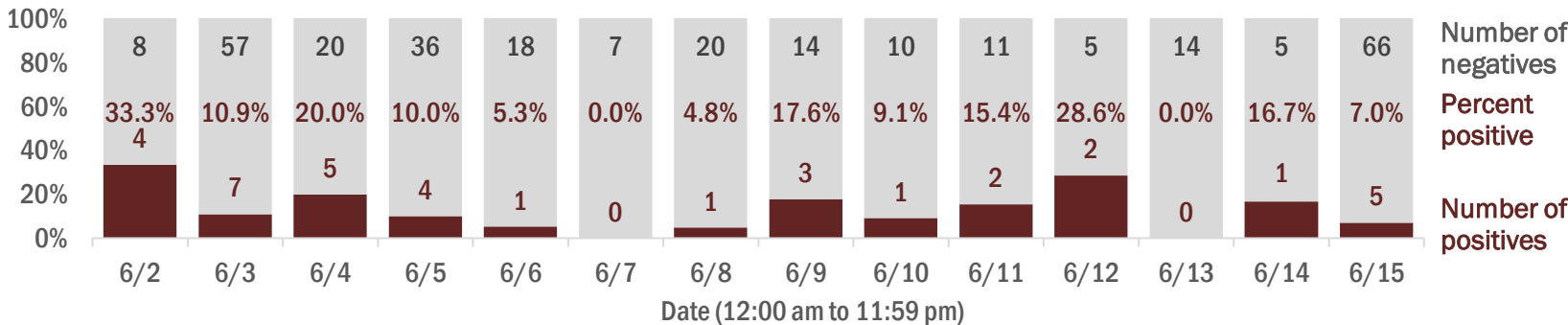
3,114

(4% of all cases)

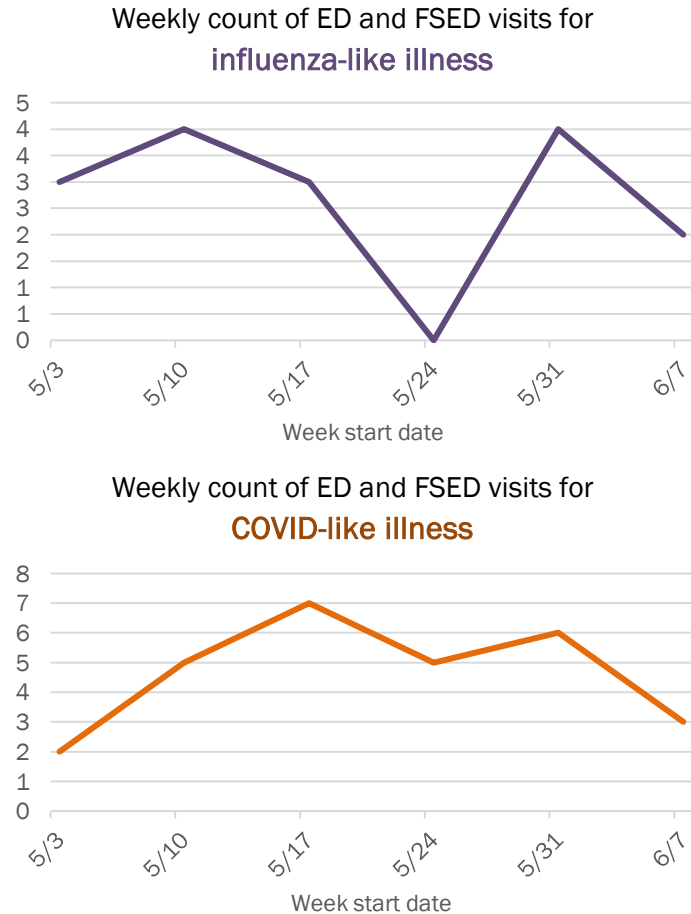
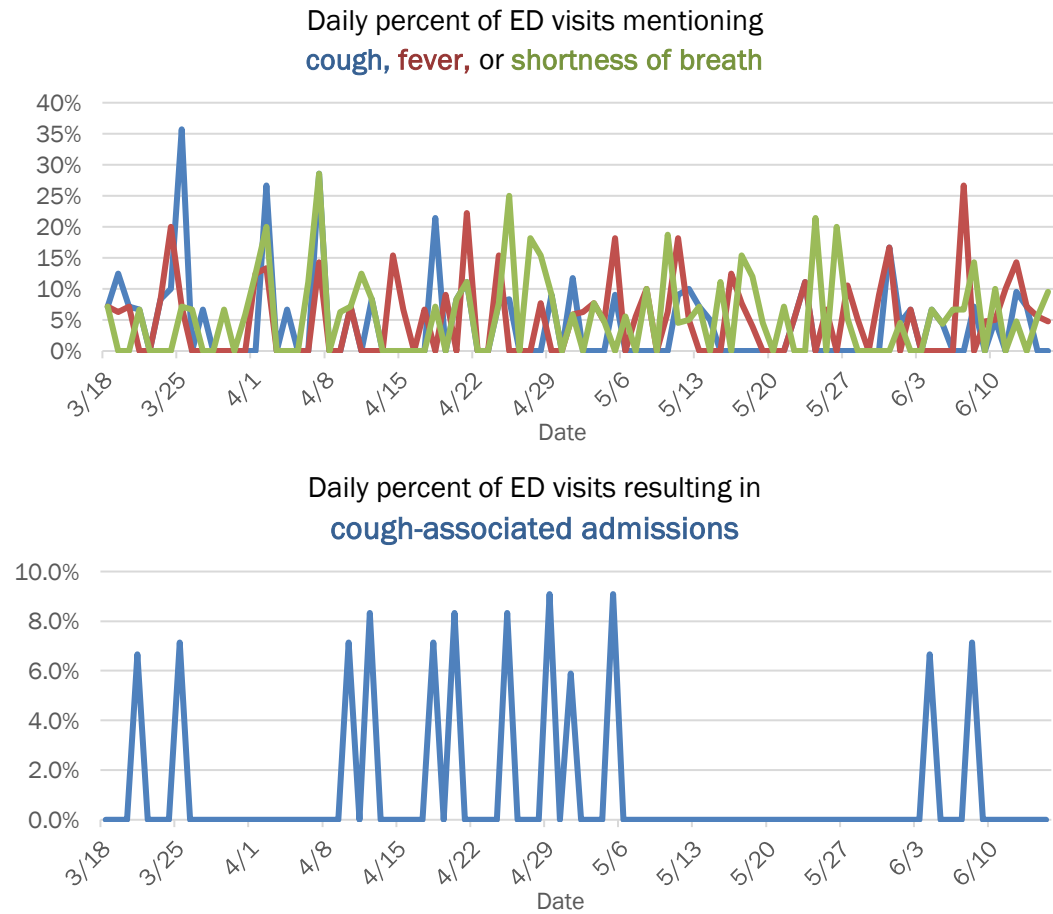
Laboratory testing for Florida residents and non-Florida residents over the past 2 weeks

Number and percent of positive labs

These counts include the number of people for whom the department received laboratory results by day. This percent is the number of people who test positive for the first time divided by all the people tested that day, excluding people who have previously tested positive.



Emergency department (ED) and freestanding ED (FSED) chief complaint and admission data for Hamilton County

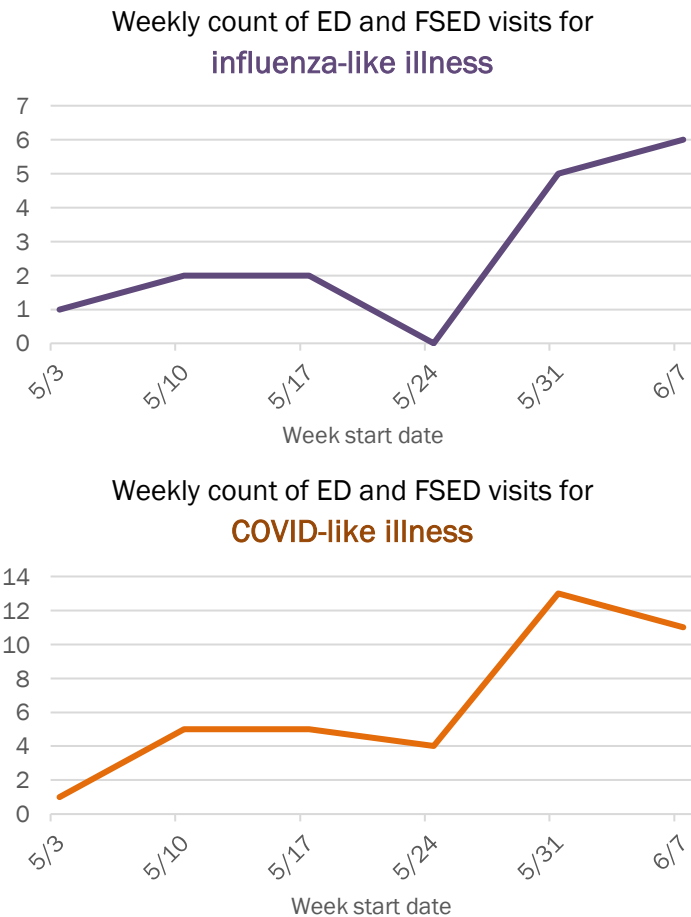
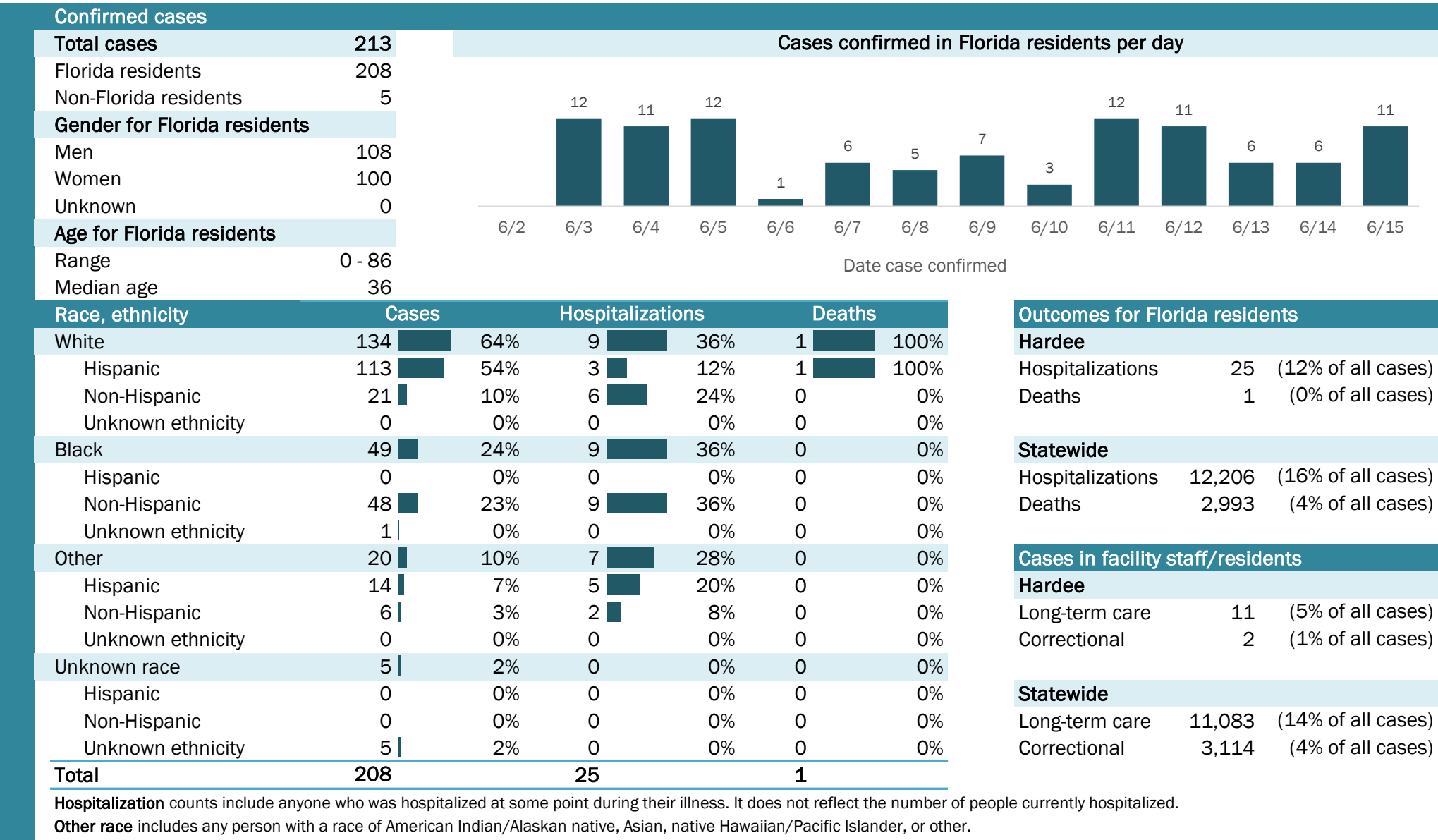


The Electronic Surveillance System for the Early Notification of Community-Based Epidemics (ESSENCE-FL) includes chief complaint data from 211 of 212 Florida EDs and 74 of 79 Florida FSEDs. Data are transmitted electronically to ESSENCE-FL daily or hourly.

Coronavirus: summary for Hardee County

Data for Jun 16, 2020 (verified at 10 AM)

Data in this report are provisional and subject to change.



Weekly count of ED and FSED visits for

COVID-like illness

14

12

10

8

6

4

2

0

5/3

5/10

5/17

5/24

5/31

6/7

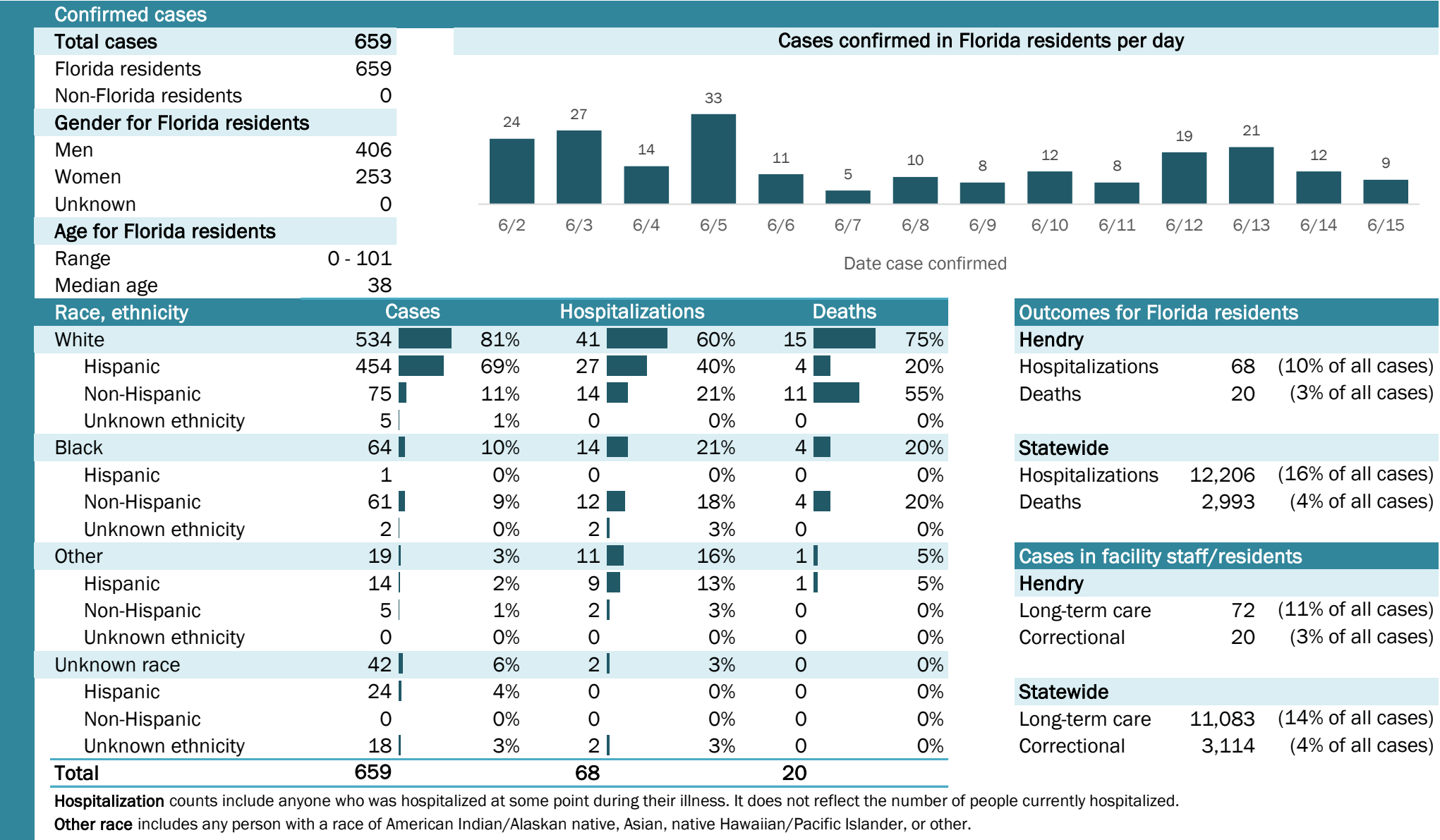
Week start date

The Electronic Surveillance System for the Early Notification of Community-Based Epidemics (ESSENCE-FL) includes chief complaint data from 211 of 212 Florida EDs and 74 of 79 Florida FSEDs. Data are transmitted electronically to ESSENCE-FL daily or hourly.

Coronavirus: summary for Hendry County

Data for Jun 16, 2020 (verified at 10 AM)

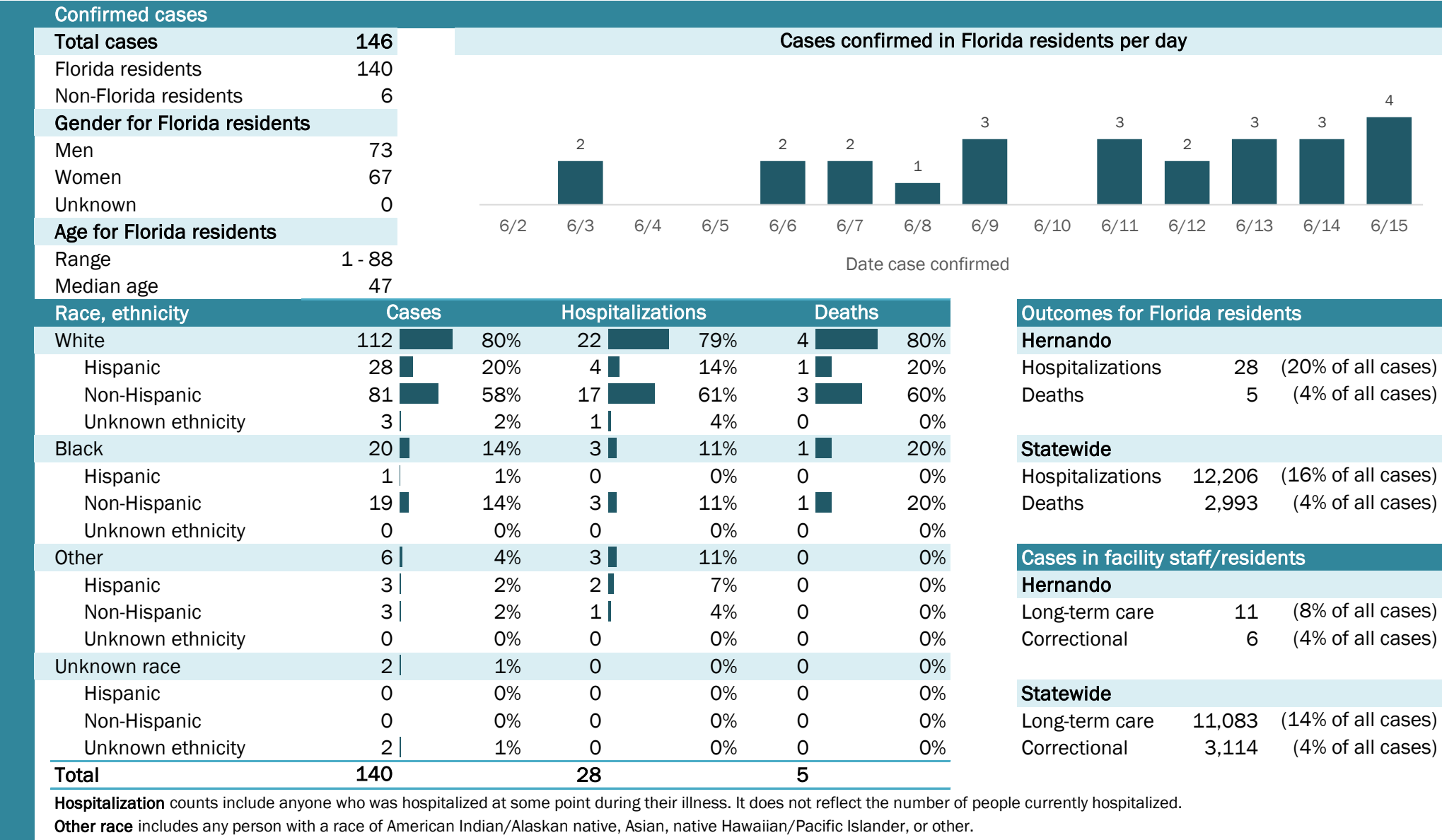
Data in this report are provisional and subject to change.



Coronavirus: summary for Hernando County

Data for Jun 16, 2020 (verified at 10 AM)

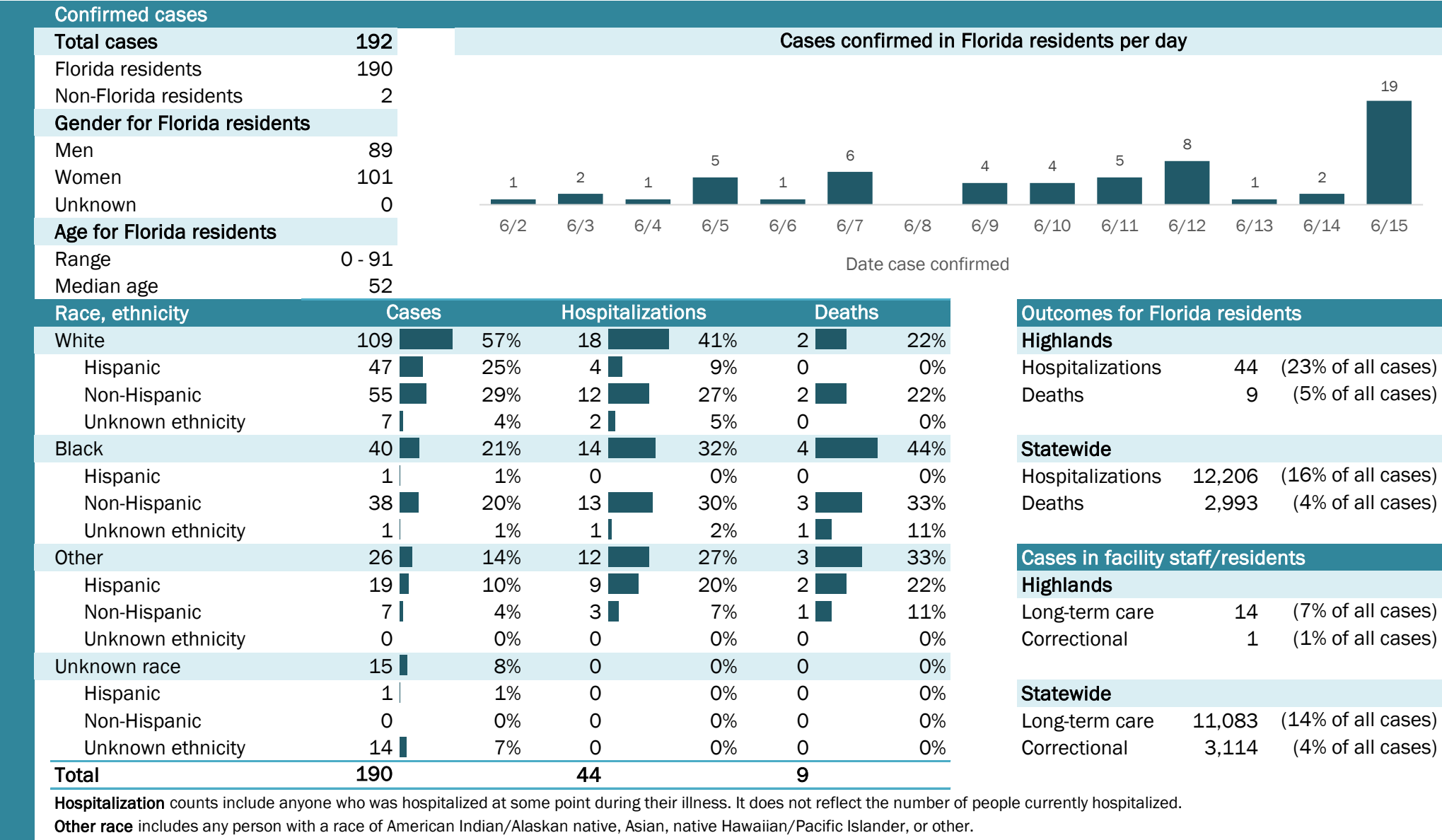
Data in this report are provisional and subject to change.



Coronavirus: summary for Highlands County

Data for Jun 16, 2020 (verified at 10 AM)

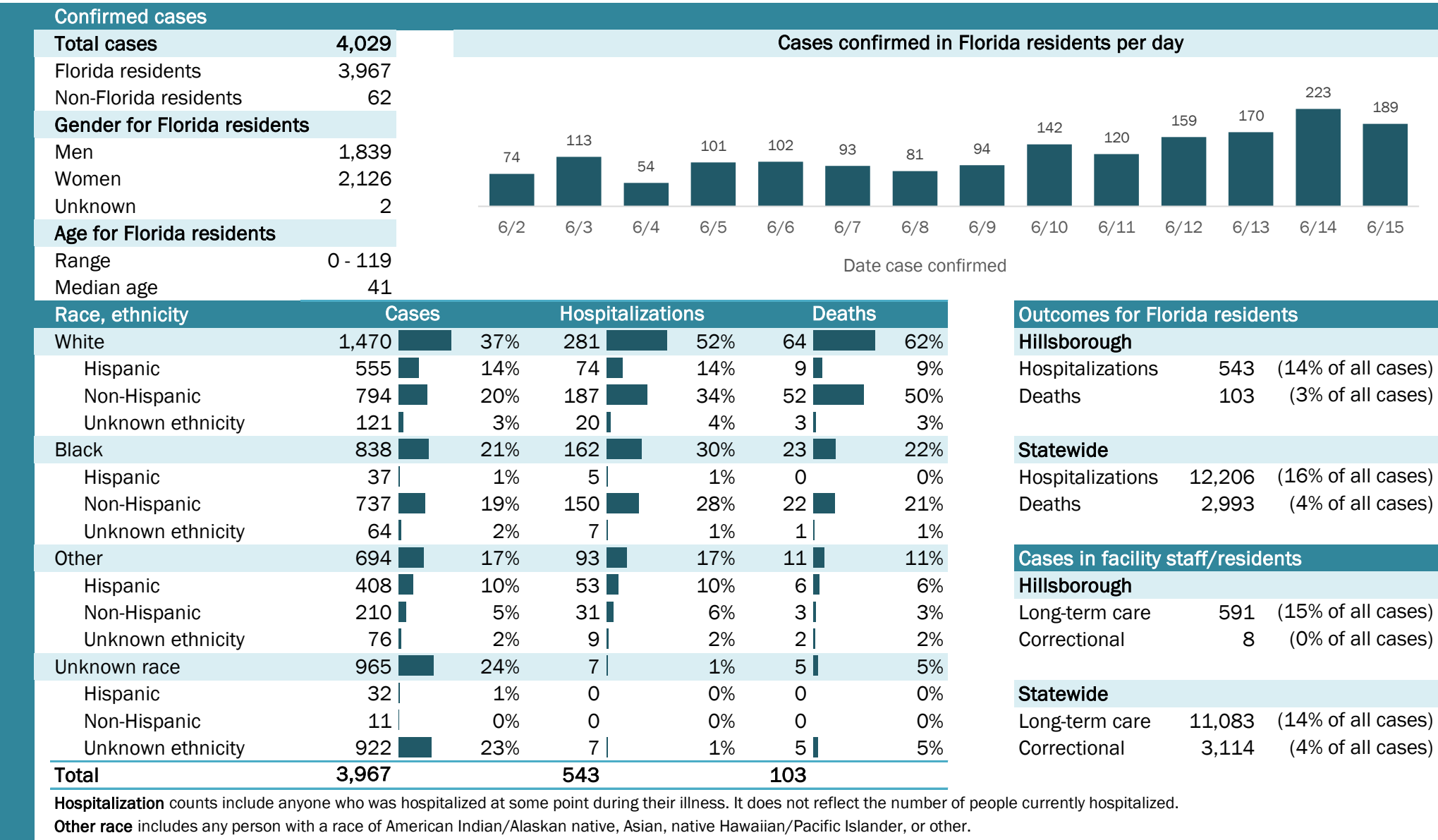
Data in this report are provisional and subject to change.



Coronavirus: summary for Hillsborough County

Data for Jun 16, 2020 (verified at 10 AM)

Data in this report are provisional and subject to change.



Coronavirus: summary for Holmes County

Data for Jun 16, 2020 (verified at 10 AM)

Data in this report are provisional and subject to change.

Confirmed cases

Total cases

31

Florida residents

30

Non-Florida residents

1

Gender for Florida residents

Men

15

Women

15

Unknown

0

Age for Florida residents

Range

1 - 79

Median age

42

Cases confirmed in Florida residents per day

1

2

2

1

1

6/2

6/3

6/4

6/5

6/6

6/7

6/8

6/9

6/10

6/11

6/12

6/13

6/14

6/15

Date case confirmed

Race, ethnicity	Cases	Hospitalizations	Deaths
White	23	77%	0
Hispanic	0	0%	0
Non-Hispanic	22	73%	0
Unknown ethnicity	1	3%	0
Black	3	10%	1
Hispanic	0	0%	0
Non-Hispanic	3	10%	1
Unknown ethnicity	0	0%	0
Other	1	3%	0
Hispanic	0	0%	0
Non-Hispanic	1	3%	0
Unknown ethnicity	0	0%	0
Unknown race	3	10%	0
Hispanic	0	0%	0
Non-Hispanic	0	0%	0
Unknown ethnicity	3	10%	0
Total	30	1	0

Hospitalization

counts include anyone who was hospitalized at some point during their illness. It does not reflect the number of people currently hospitalized.

Other race

includes any person with a race of American Indian/Alaskan native, Asian, native Hawaiian/Pacific Islander, or other.

Outcomes for Florida residents

Holmes

Hospitalizations

1

(3% of all cases)

Deaths

0

(0% of all cases)

Statewide

Hospitalizations

12,206

(16% of all cases)

Deaths

2,993

(4% of all cases)

Cases in facility staff/residents

Holmes

Long-term care

5

(17% of all cases)

Correctional

1

(3% of all cases)

Statewide

Long-term care

11,083

(14% of all cases)

Correctional

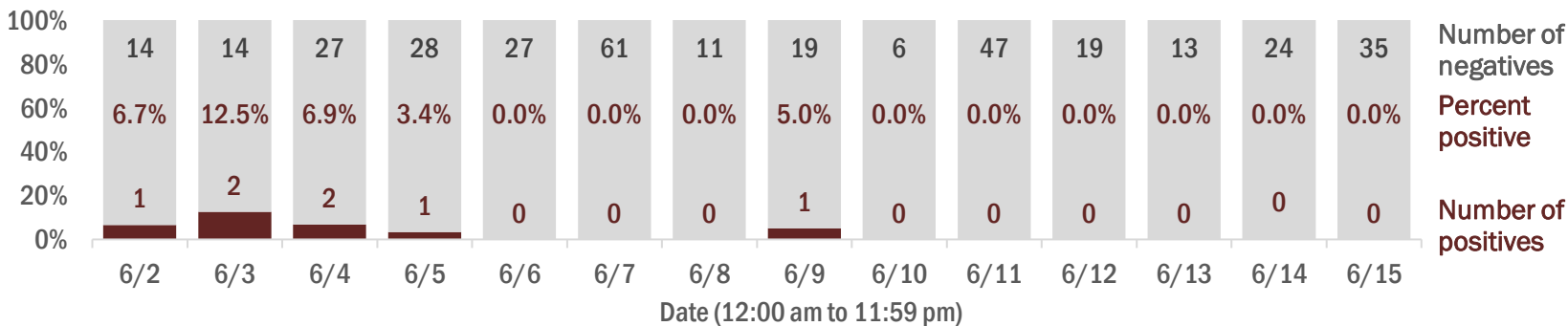
3,114

(4% of all cases)

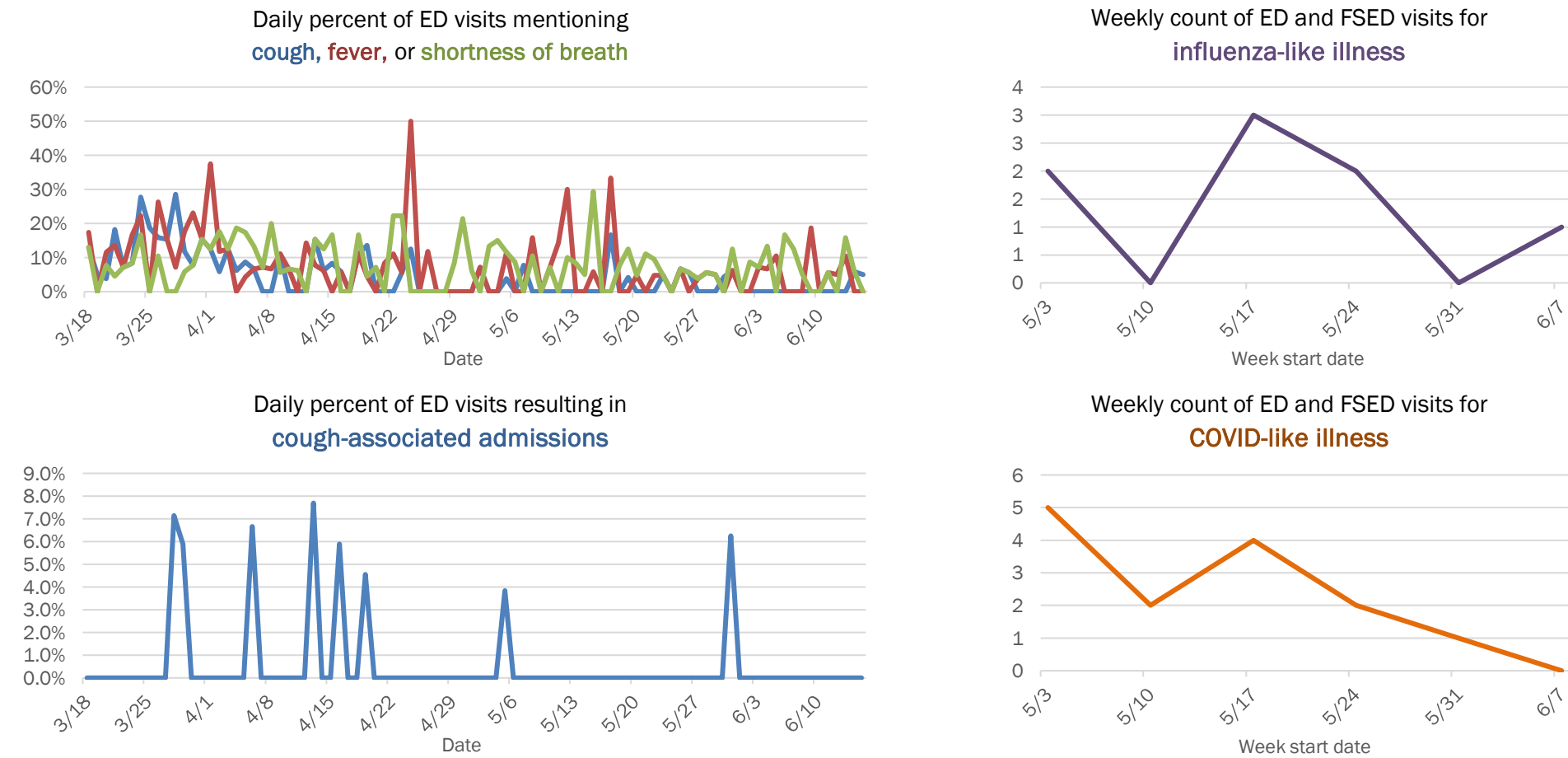
Laboratory testing for Florida residents and non-Florida residents over the past 2 weeks

Number and percent of positive labs

These counts include the number of people for whom the department received laboratory results by day. This percent is the number of people who test positive for the first time divided by all the people tested that day, excluding people who have previously tested positive.



Emergency department (ED) and freestanding ED (FSED) chief complaint and admission data for Holmes County

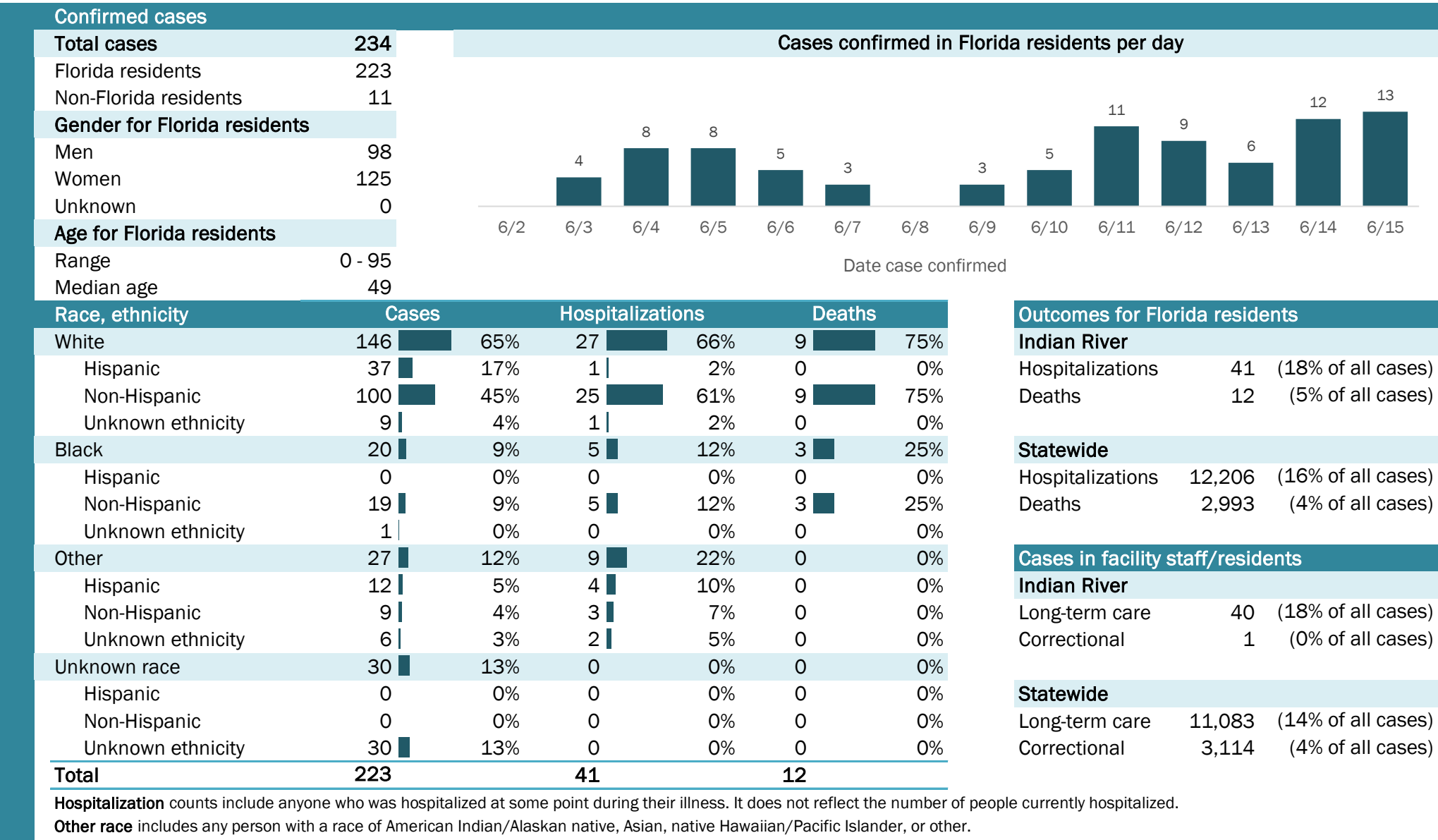


The Electronic Surveillance System for the Early Notification of Community-Based Epidemics (ESSENCE-FL) includes chief complaint data from 211 of 212 Florida EDs and 74 of 79 Florida FSEDs. Data are transmitted electronically to ESSENCE-FL daily or hourly.

Coronavirus: summary for Indian River County

Data for Jun 16, 2020 (verified at 10 AM)

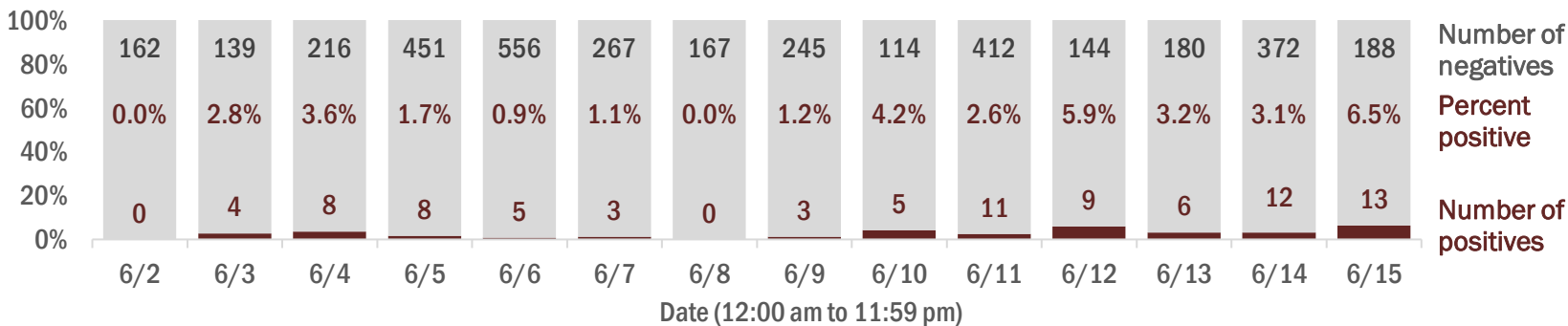
Data in this report are provisional and subject to change.



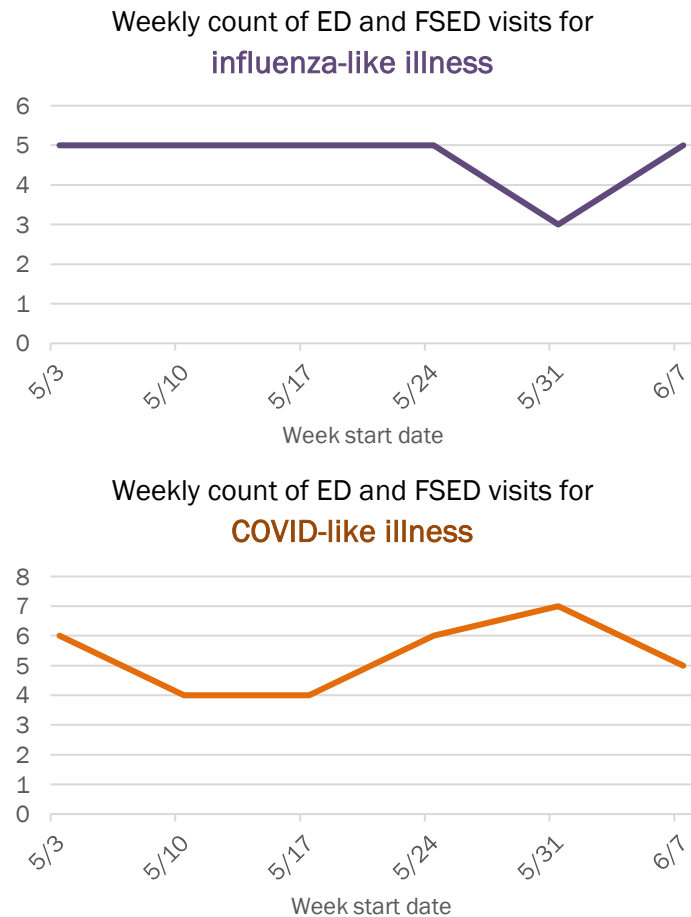
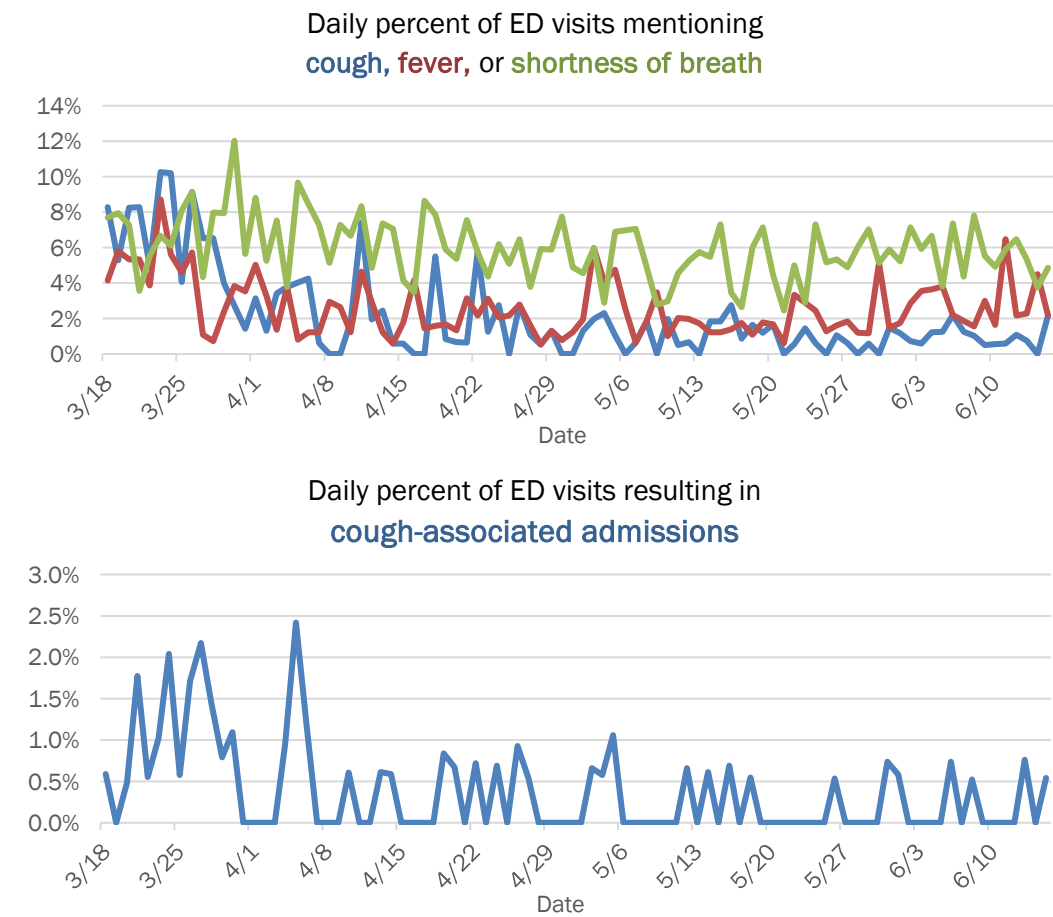
Laboratory testing for Florida residents and non-Florida residents over the past 2 weeks

Number and percent of positive labs

These counts include the number of people for whom the department received laboratory results by day. This percent is the number of people who test positive for the first time divided by all the people tested that day, excluding people who have previously tested positive.



Emergency department (ED) and freestanding ED (FSED) chief complaint and admission data for Indian River County

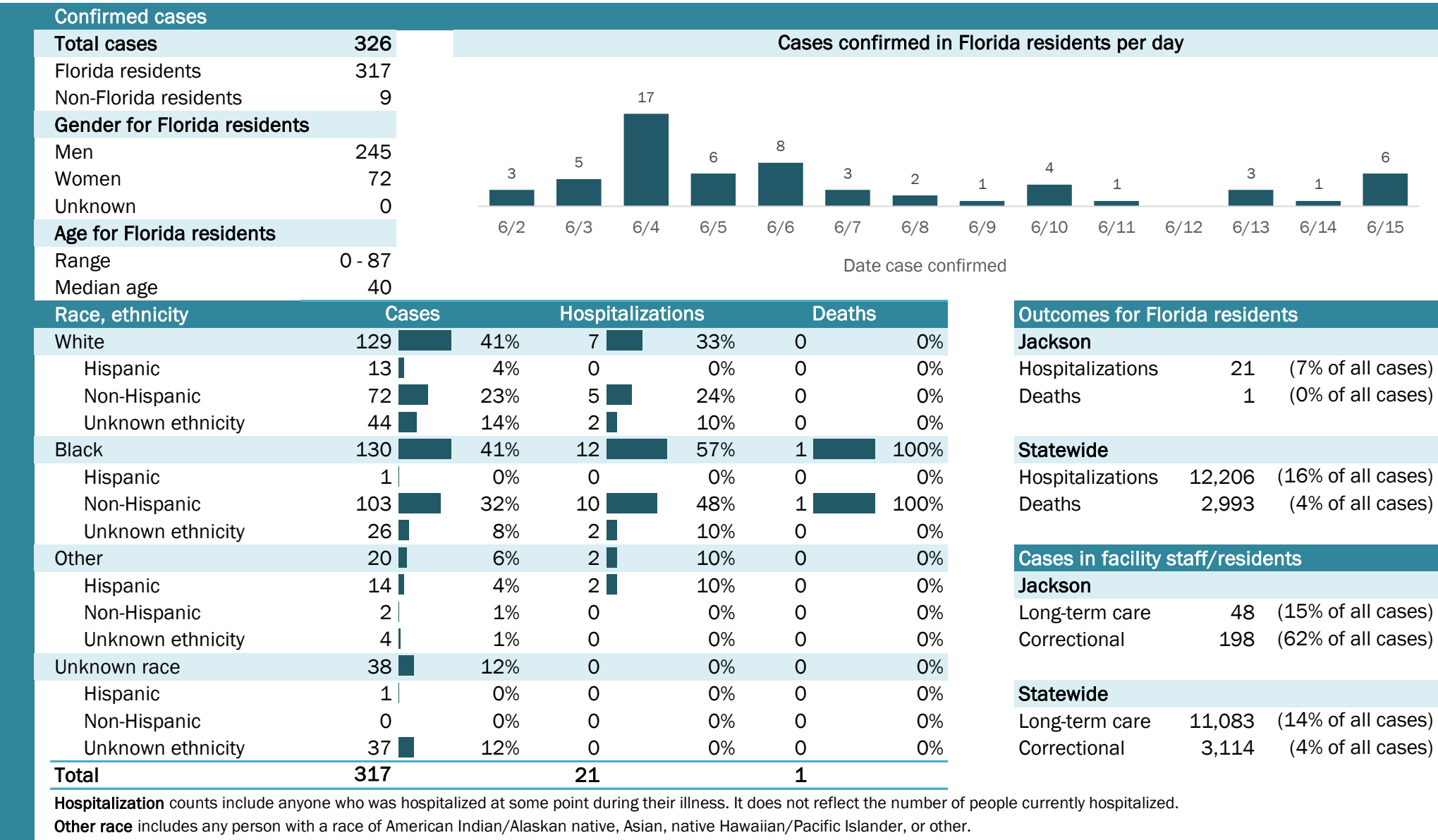


The Electronic Surveillance System for the Early Notification of Community-Based Epidemics (ESSENCE-FL) includes chief complaint data from 211 of 212 Florida EDs and 74 of 79 Florida FSEDs. Data are transmitted electronically to ESSENCE-FL daily or hourly.

Coronavirus: summary for Jackson County

Data for Jun 16, 2020 (verified at 10 AM)

Data in this report are provisional and subject to change.



Coronavirus: summary for Jefferson County

Data for Jun 16, 2020 (verified at 10 AM)

Data in this report are provisional and subject to change.

Confirmed cases

Total cases

33

Cases confirmed in Florida residents per day

1

1

1

1

6/2

6/3

6/4

6/5

6/6

6/7

6/8

6/9

6/10

6/11

6/12

6/13

6/14

6/15

Florida residents

31

Non-Florida residents

2

Gender for Florida residents

Men

12

Women

19

Unknown

0

Age for Florida residents

Range

1 - 95

Median age

58

Race, ethnicity	Cases	Hospitalizations	Deaths
White	1032%	450%	375%
Hispanic	13%	113%	00%
Non-Hispanic	826%	338%	250%
Unknown ethnicity	13%	00%	125%
Black	1445%	338%	125%
Hispanic	00%	00%	00%
Non-Hispanic	1445%	338%	125%
Unknown ethnicity	00%	00%	00%
Other	723%	113%	00%
Hispanic	413%	00%	00%
Non-Hispanic	310%	113%	00%
Unknown ethnicity	00%	00%	00%
Unknown race	00%	00%	00%
Hispanic	00%	00%	00%
Non-Hispanic	00%	00%	00%
Unknown ethnicity	00%	00%	00%
Total	31	8	4

Hospitalization

counts include anyone who was hospitalized at some point during their illness. It does not reflect the number of people currently hospitalized.

Other race

includes any person with a race of American Indian/Alaskan native, Asian, native Hawaiian/Pacific Islander, or other.

Outcomes for Florida residents

Jefferson

Hospitalizations

8

(26% of all cases)

Deaths

4

(13% of all cases)

Statewide

Hospitalizations

12,206

(16% of all cases)

Deaths

2,993

(4% of all cases)

Cases in facility staff/residents

Jefferson

Long-term care

21

(68% of all cases)

Correctional

0

(0% of all cases)

Statewide

Long-term care

11,083

(14% of all cases)

Correctional

3,114

(4% of all cases)

Laboratory testing for Florida residents and non-Florida residents over the past 2 weeks

Number and percent of positive labs

These counts include the number of people for whom the department received laboratory results by day. This percent is the number of people who test positive for the first time divided by all the people tested that day, excluding people who have previously tested positive.

Date	Number of negatives	Percent positive	Number of positives
6/2	10	0.0%	0
6/3	13	0.0%	0
6/4	9	0.0%	0
6/5	68	1.4%	1
6/6	8	11.1%	1
6/7	53	0.0%	0
6/8	17	0.0%	0
6/9	6	0.0%	0
6/10	22	0.0%	0
6/11	12	0.0%	0
6/12	22	0.0%	0
6/13	16	5.9%	1
6/14	6	0.0%	0
6/15	19	5.0%	1

Emergency department (ED) and freestanding ED (FSED) chief complaint and admission data for Jefferson County

Daily percent of ED visits mentioning cough, fever, or shortness of breath

Daily percent of ED visits resulting in cough-associated admissions

Weekly count of ED and FSED visits for influenza-like illness

Weekly count of ED and FSED visits for COVID-like illness

The Electronic Surveillance System for the Early Notification of Community-Based Epidemics (ESSENCE-FL) includes chief complaint data from 211 of 212 Florida EDs and 74 of 79 Florida FSEDs. Data are transmitted electronically to ESSENCE-FL daily or hourly.

Coronavirus: summary for Lafayette County

Data for Jun 16, 2020 (verified at 10 AM)

Data in this report are provisional and subject to change.

Confirmed cases

Total cases

15

Florida residents

15

Non-Florida residents

0

Gender for Florida residents

Men

9

Women

6

Unknown

0

Age for Florida residents

Range

3 - 98

Median age

46

Cases confirmed in Florida residents per day

1

1

2

1

1

6/2

6/3

6/4

6/5

6/6

6/7

6/8

6/9

6/10

6/11

6/12

6/13

6/14

6/15

Date case confirmed

Race, ethnicity	Cases	Hospitalizations	Deaths
White	1493%	2100%	0N/A
Hispanic	320%	00%	0N/A
Non-Hispanic	1173%	2100%	0N/A
Unknown ethnicity	00%	00%	0N/A
Black	17%	00%	0N/A
Hispanic	00%	00%	0N/A
Non-Hispanic	17%	00%	0N/A
Unknown ethnicity	00%	00%	0N/A
Other	00%	00%	0N/A
Hispanic	00%	00%	0N/A
Non-Hispanic	00%	00%	0N/A
Unknown ethnicity	00%	00%	0N/A
Unknown race	00%	00%	0N/A
Hispanic	00%	00%	0N/A
Non-Hispanic	00%	00%	0N/A
Unknown ethnicity	00%	00%	0N/A
Total	15	2	0

Hospitalization

counts include anyone who was hospitalized at some point during their illness. It does not reflect the number of people currently hospitalized.

Other race

includes any person with a race of American Indian/Alaskan native, Asian, native Hawaiian/Pacific Islander, or other.

Outcomes for Florida residents

Lafayette

Hospitalizations

2

(13% of all cases)

Deaths

0

(0% of all cases)

Statewide

Hospitalizations

12,206

(16% of all cases)

Deaths

2,993

(4% of all cases)

Cases in facility staff/residents

Lafayette

Long-term care

7

(47% of all cases)

Correctional

0

(0% of all cases)

Statewide

Long-term care

11,083

(14% of all cases)

Correctional

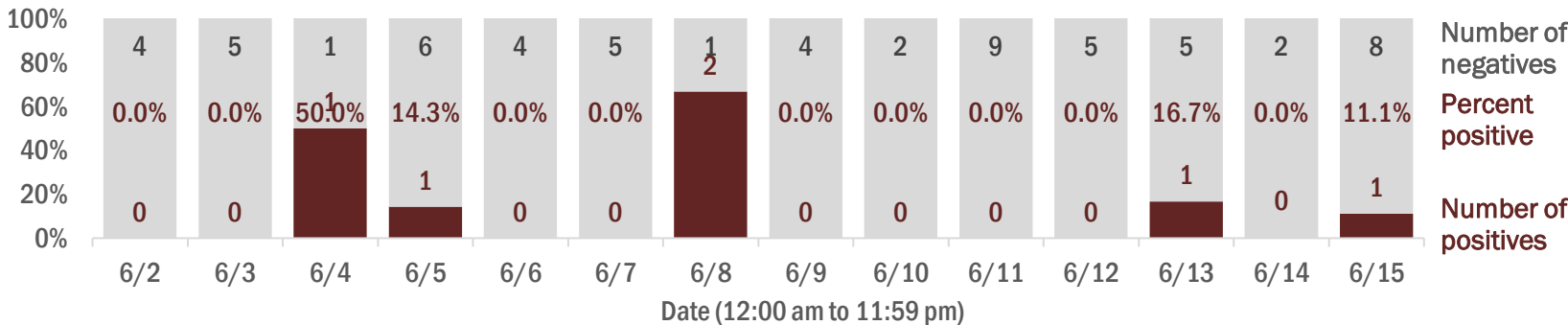
3,114

(4% of all cases)

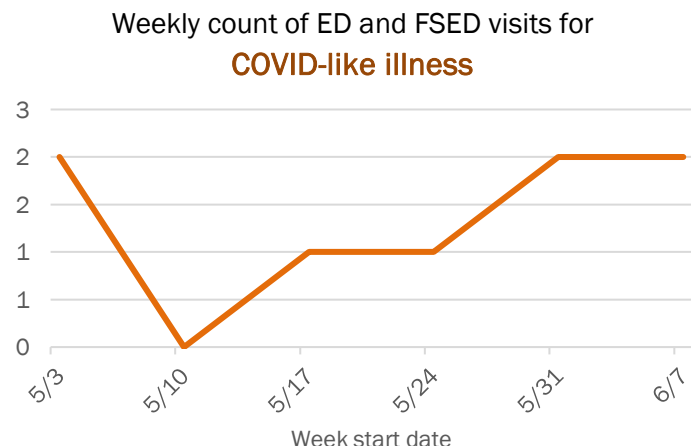
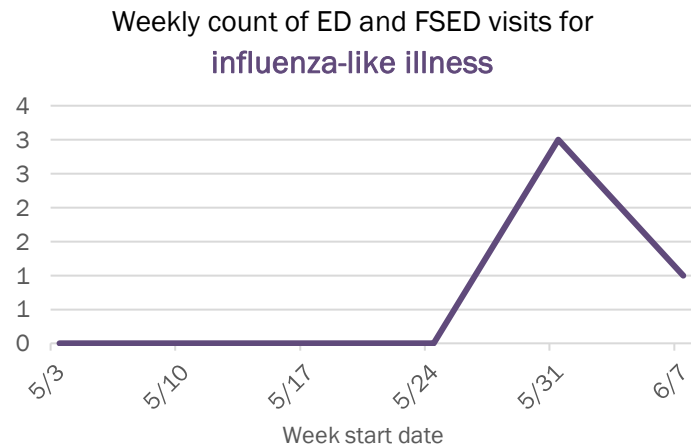
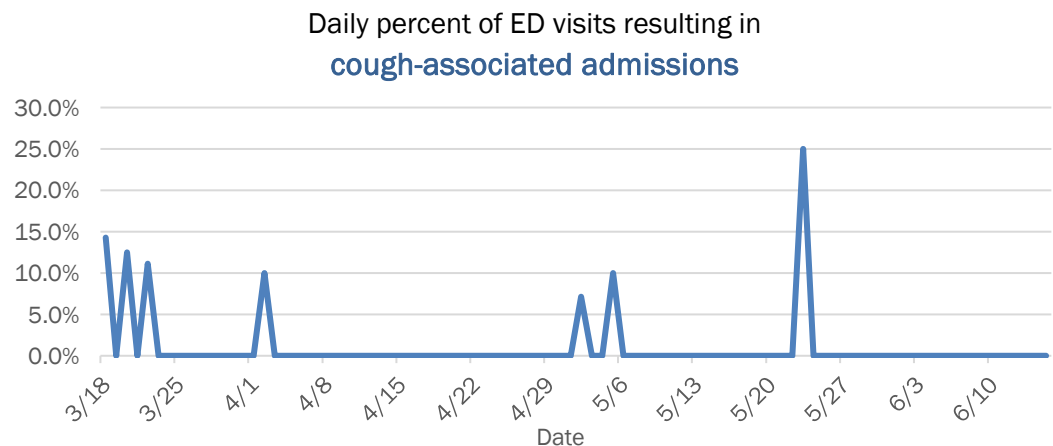
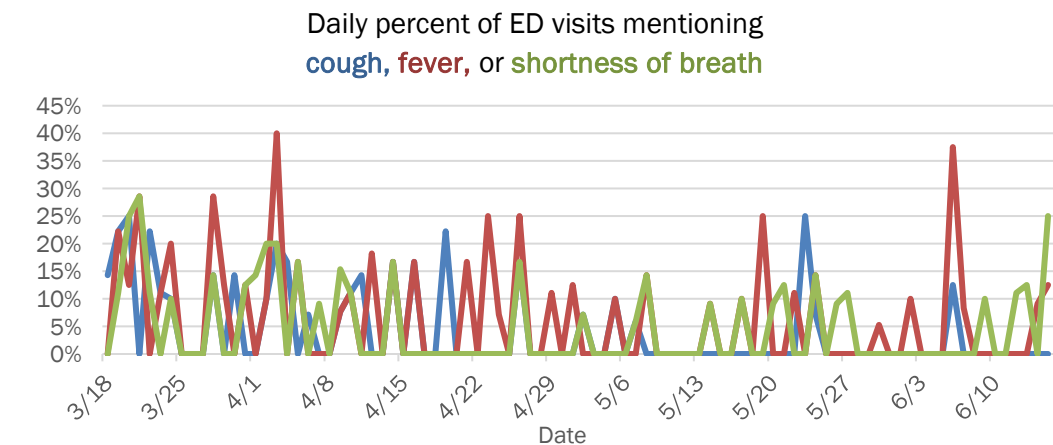
Laboratory testing for Florida residents and non-Florida residents over the past 2 weeks

Number and percent of positive labs

These counts include the number of people for whom the department received laboratory results by day. This percent is the number of people who test positive for the first time divided by all the people tested that day, excluding people who have previously tested positive.



Emergency department (ED) and freestanding ED (FSED) chief complaint and admission data for Lafayette County



The Electronic Surveillance System for the Early Notification of Community-Based Epidemics (ESSENCE-FL) includes chief complaint data from 211 of 212 Florida EDs and 74 of 79 Florida FSEDs. Data are transmitted electronically to ESSENCE-FL daily or hourly.

Coronavirus: summary for Lake County

Data for Jun 16, 2020 (verified at 10 AM)

Data in this report are provisional and subject to change.

Confirmed cases

Total cases

498

Florida residents

483

Non-Florida residents

15

Gender for Florida residents

Men

258

Women

223

Unknown

2

Age for Florida residents

Range

1 - 103

Median age

47

Cases confirmed in Florida residents per day

3

6/2

4

6/3

6

6/4

7

6/5

5

6/6

3

6/7

4

6/8

14

6/9

27

6/10

63

6/11

16

6/12

16

6/13

20

6/14

20

6/15

Date case confirmed

Race, ethnicity	Cases	Hospitalizations	Deaths
White	257	46	11
Hispanic	33	4	2
Non-Hispanic	220	42	9
Unknown ethnicity	4	0	0
Black	67	7	0
Hispanic	3	0	0
Non-Hispanic	62	7	0
Unknown ethnicity	2	0	0
Other	106	28	5
Hispanic	75	16	3
Non-Hispanic	28	11	2
Unknown ethnicity	3	1	0
Unknown race	53	0	0
Hispanic	3	0	0
Non-Hispanic	2	0	0
Unknown ethnicity	48	0	0
Total	483	81	16

Hospitalization

counts include anyone who was hospitalized at some point during their illness. It does not reflect the number of people currently hospitalized.

Other race

includes any person with a race of American Indian/Alaskan native, Asian, native Hawaiian/Pacific Islander, or other.

Outcomes for Florida residents

Lake

Hospitalizations

81

(17% of all cases)

Deaths

16

(3% of all cases)

Statewide

Hospitalizations

12,206

(16% of all cases)

Deaths

2,993

(4% of all cases)

Cases in facility staff/residents

Lake

Long-term care

31

(6% of all cases)

Correctional

61

(13% of all cases)

Statewide

Long-term care

11,083

(14% of all cases)

Correctional

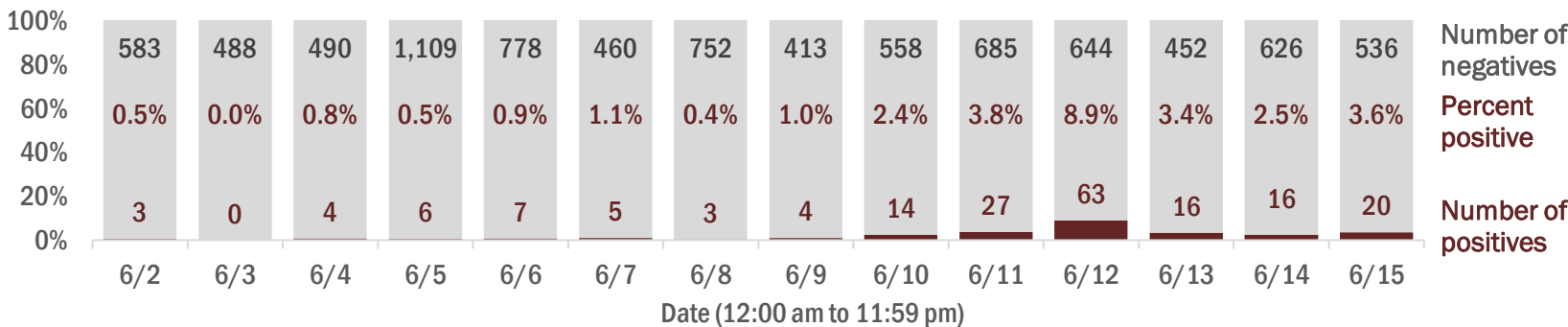
3,114

(4% of all cases)

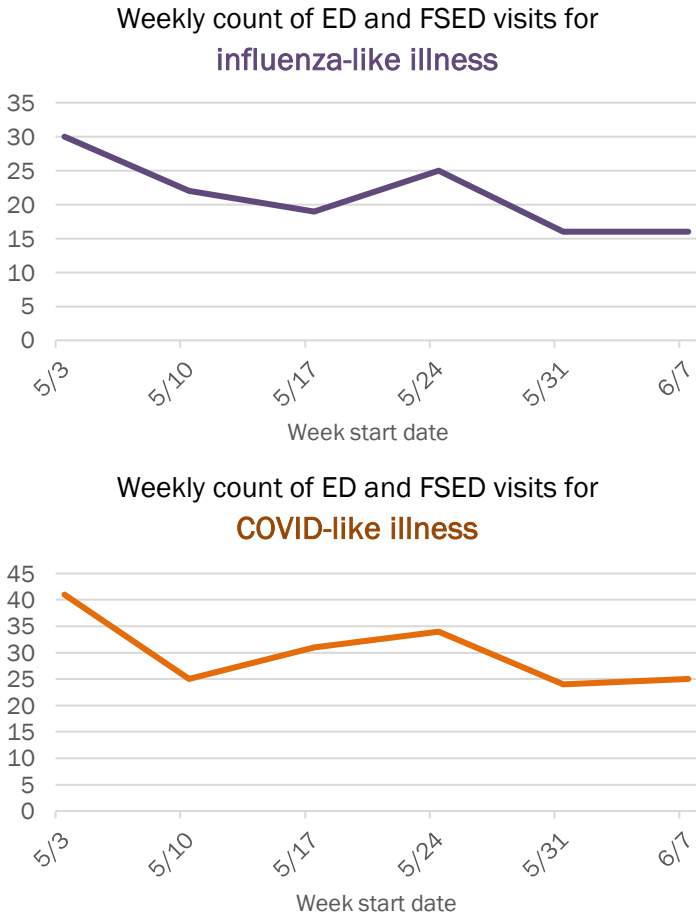
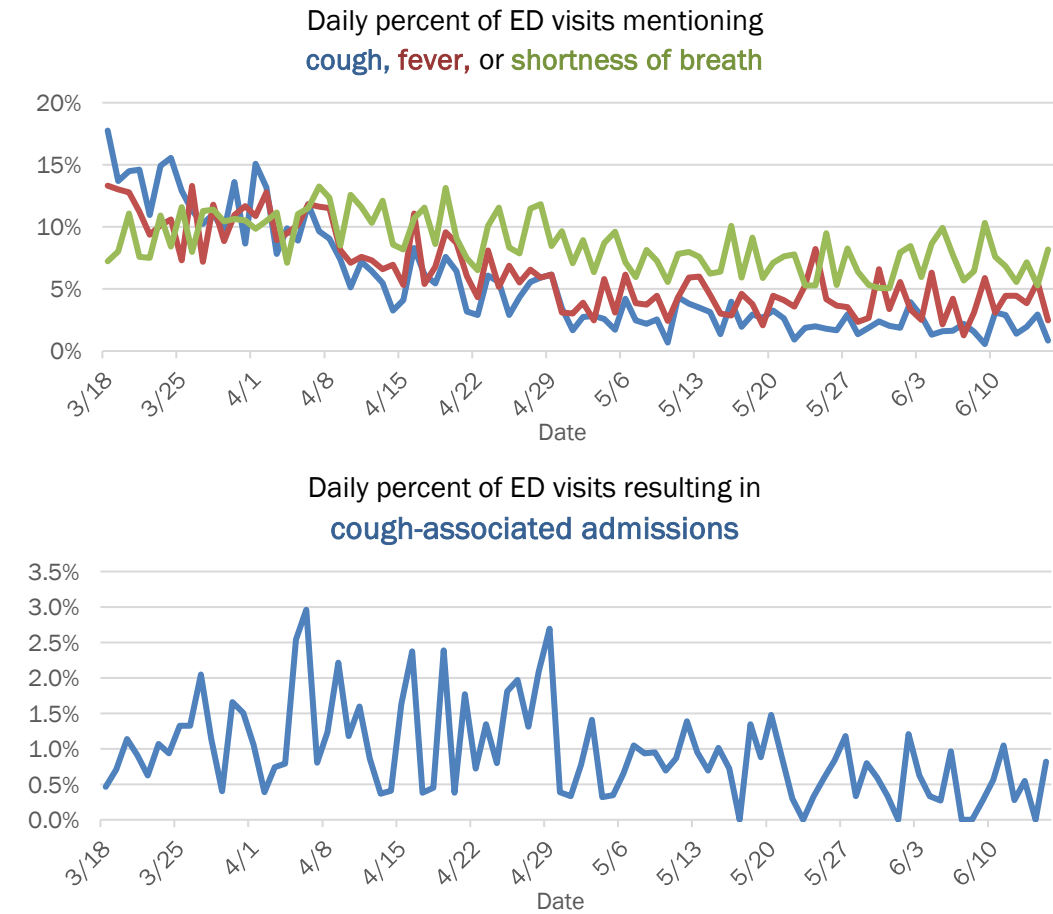
Laboratory testing for Florida residents and non-Florida residents over the past 2 weeks

Number and percent of positive labs

These counts include the number of people for whom the department received laboratory results by day. This percent is the number of people who test positive for the first time divided by all the people tested that day, excluding people who have previously tested positive.



Emergency department (ED) and freestanding ED (FSED) chief complaint and admission data for Lake County

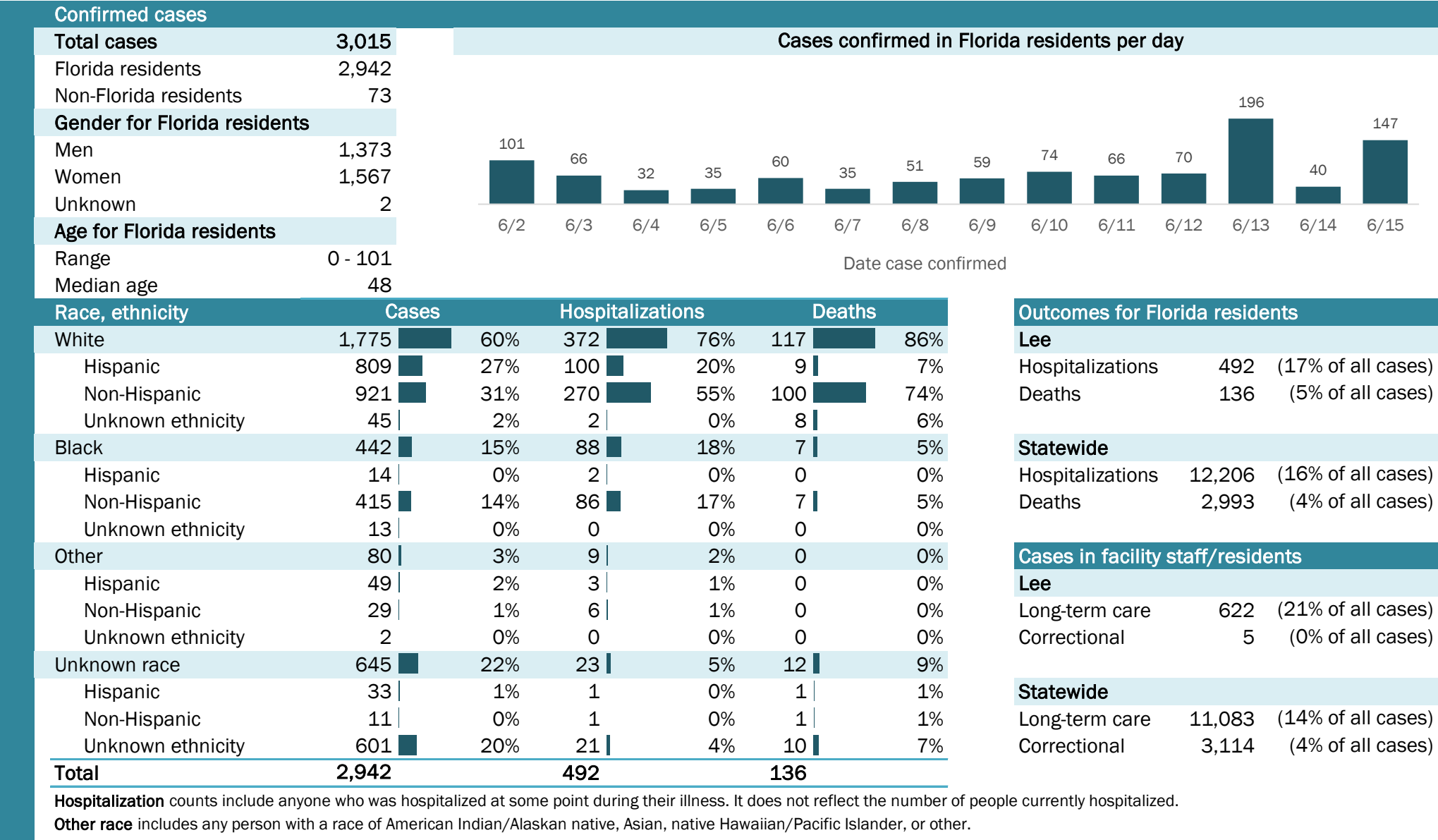


The Electronic Surveillance System for the Early Notification of Community-Based Epidemics (ESSENCE-FL) includes chief complaint data from 211 of 212 Florida EDs and 74 of 79 Florida FSEDs. Data are transmitted electronically to ESSENCE-FL daily or hourly.

Coronavirus: summary for Lee County

Data for Jun 16, 2020 (verified at 10 AM)

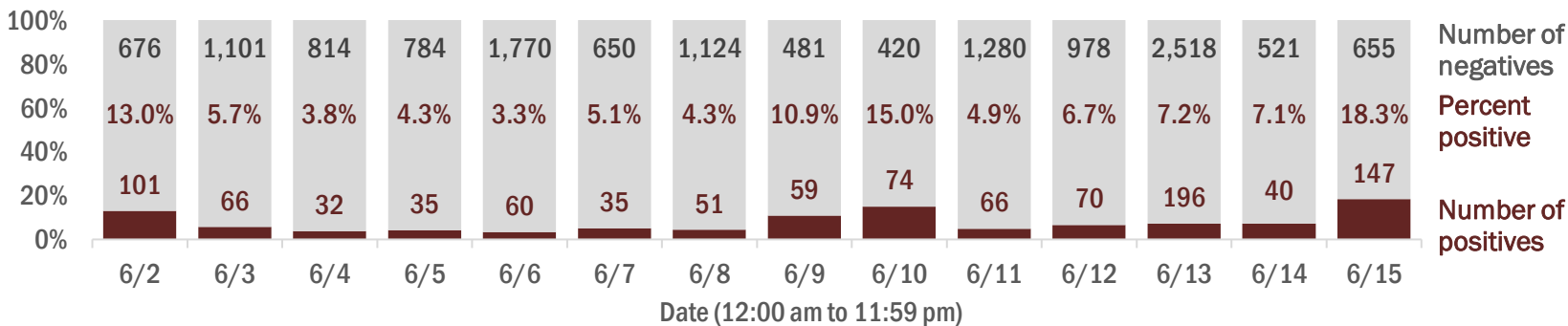
Data in this report are provisional and subject to change.



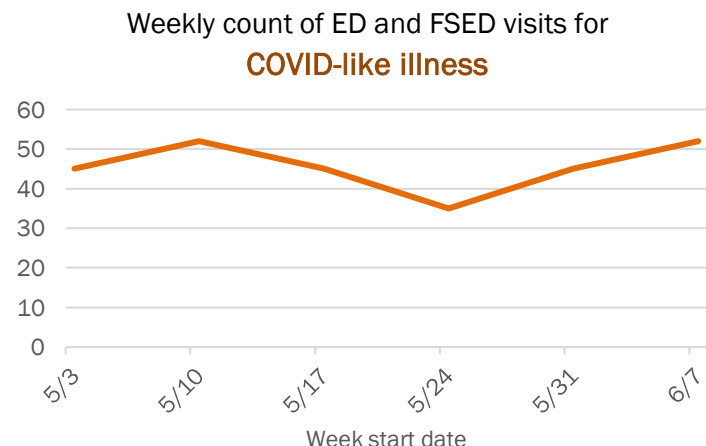
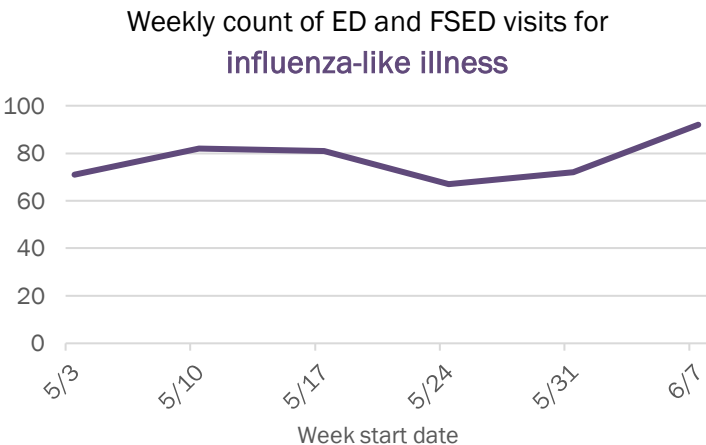
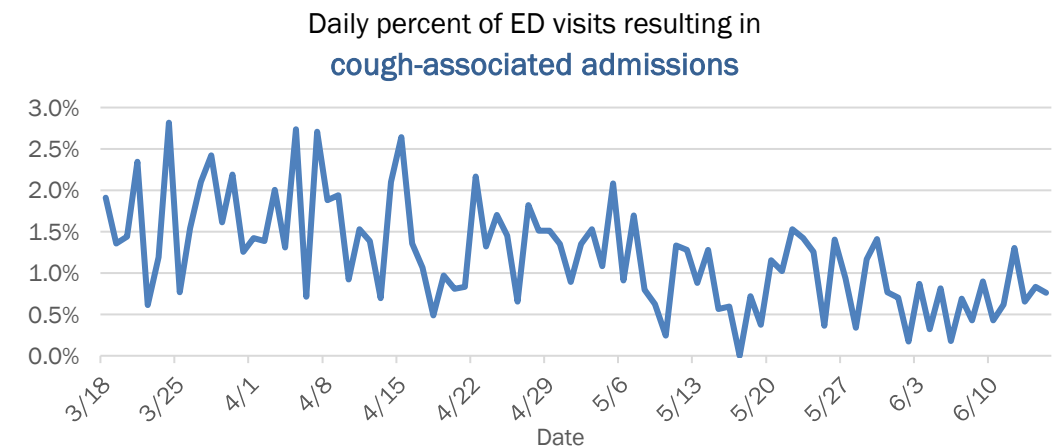
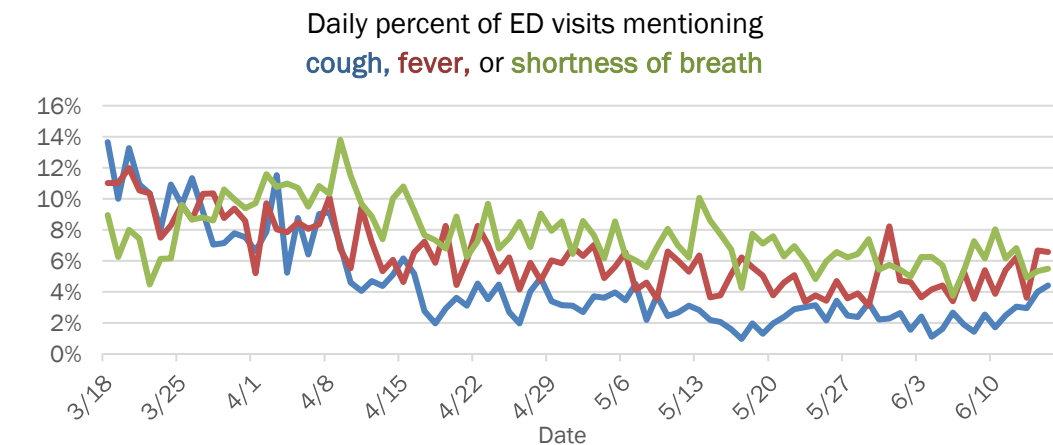
Laboratory testing for Florida residents and non-Florida residents over the past 2 weeks

Number and percent of positive labs

These counts include the number of people for whom the department received laboratory results by day. This percent is the number of people who test positive for the first time divided by all the people tested that day, excluding people who have previously tested positive.



Emergency department (ED) and freestanding ED (FSED) chief complaint and admission data for Lee County

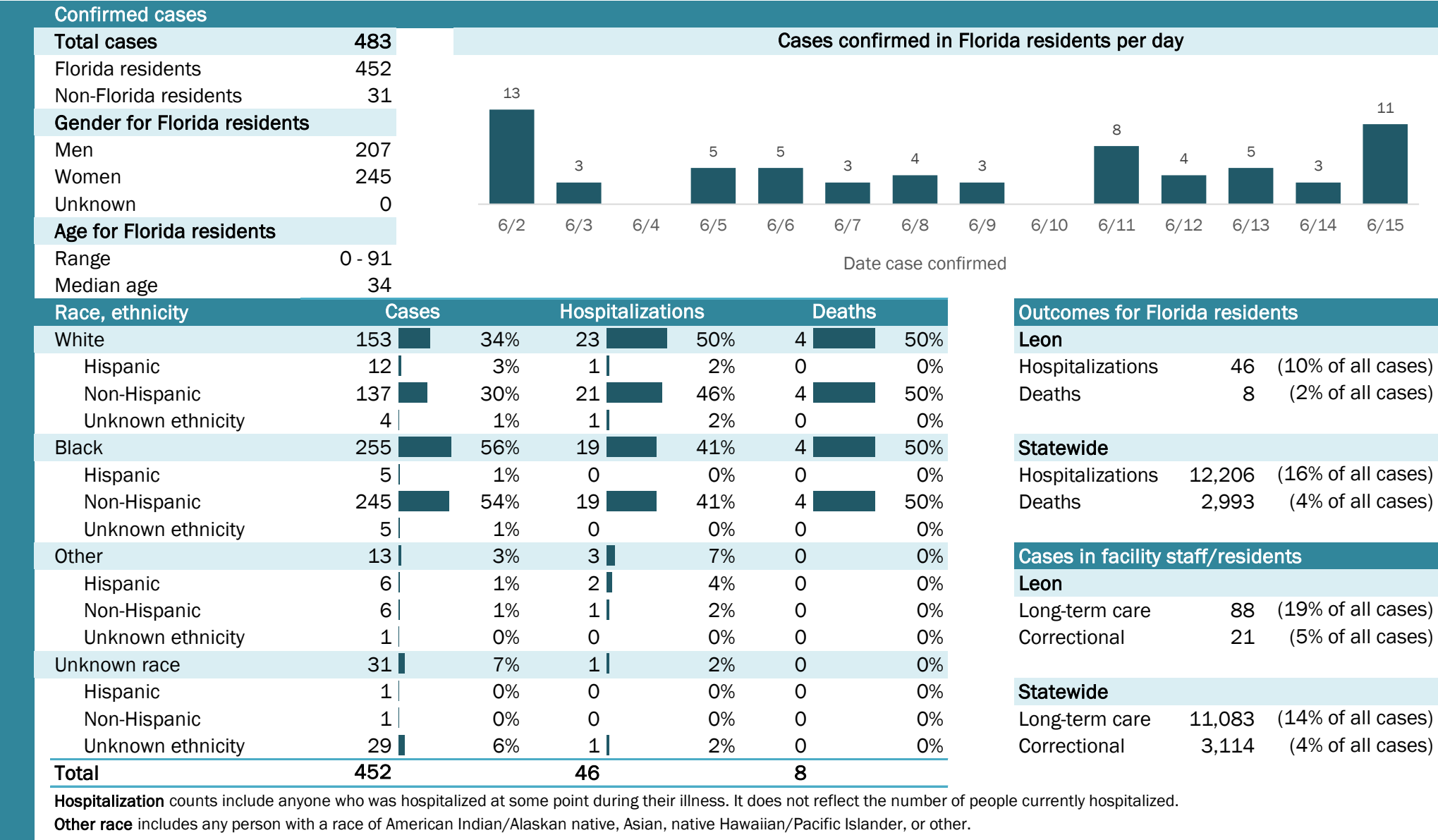


The Electronic Surveillance System for the Early Notification of Community-Based Epidemics (ESSENCE-FL) includes chief complaint data from 211 of 212 Florida EDs and 74 of 79 Florida FSEDs. Data are transmitted electronically to ESSENCE-FL daily or hourly.

Coronavirus: summary for Leon County

Data for Jun 16, 2020 (verified at 10 AM)

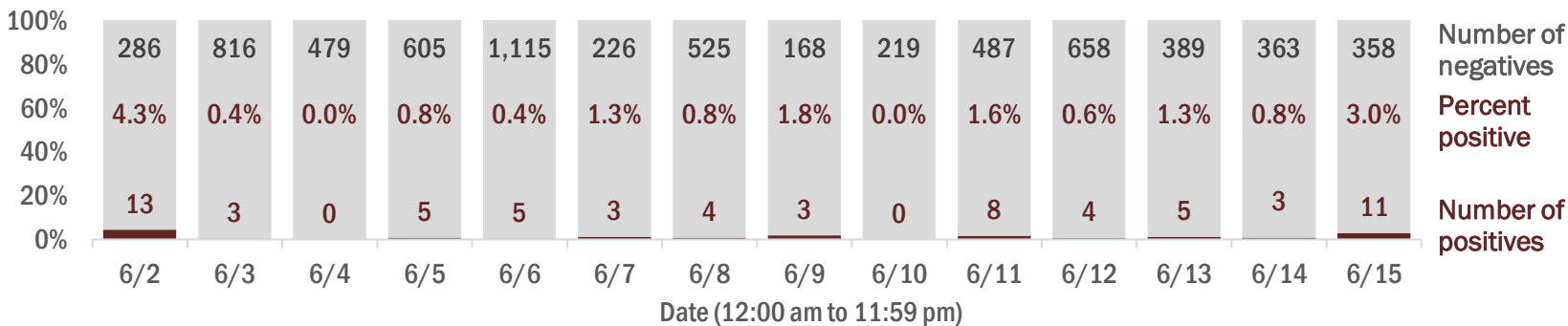
Data in this report are provisional and subject to change.



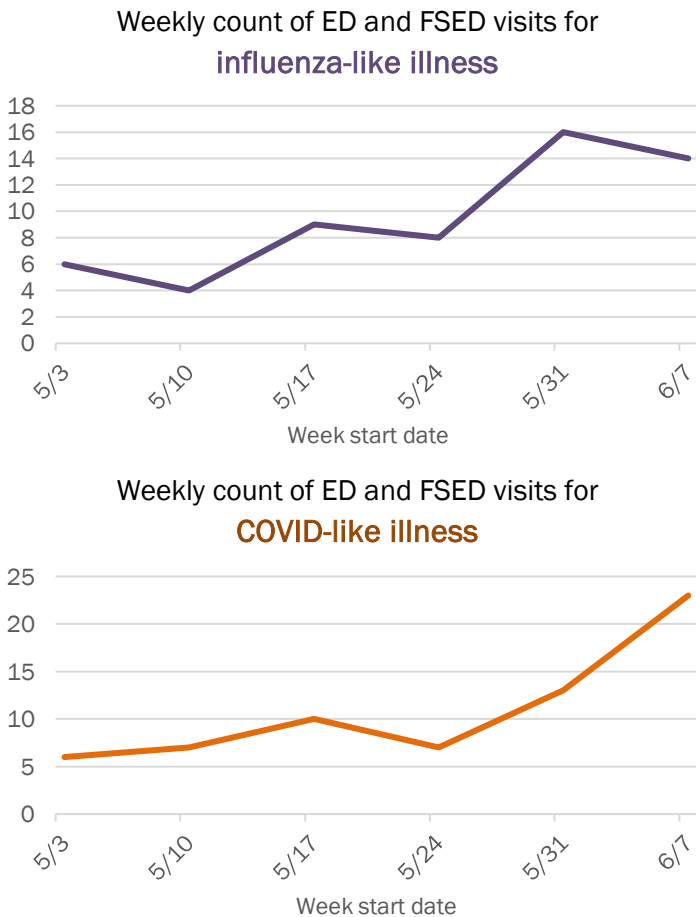
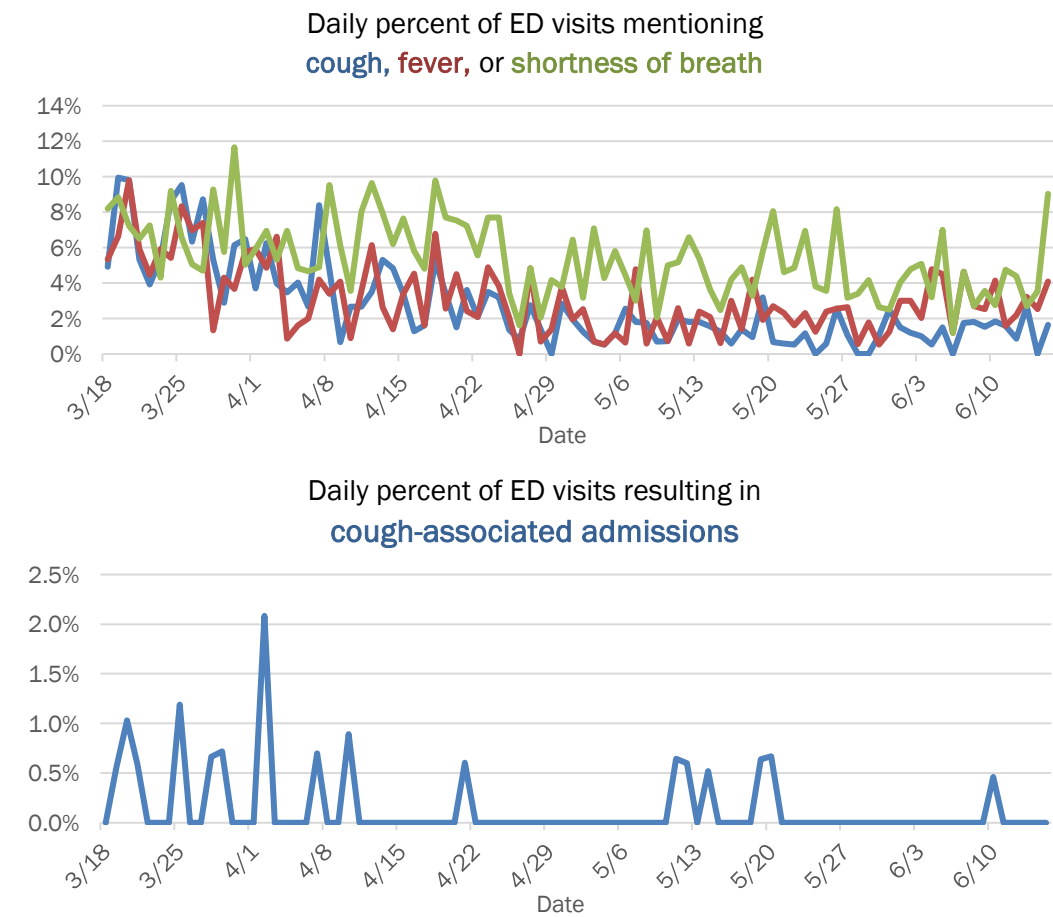
Laboratory testing for Florida residents and non-Florida residents over the past 2 weeks

Number and percent of positive labs

These counts include the number of people for whom the department received laboratory results by day. This percent is the number of people who test positive for the first time divided by all the people tested that day, excluding people who have previously tested positive.



Emergency department (ED) and freestanding ED (FSED) chief complaint and admission data for Leon County



The Electronic Surveillance System for the Early Notification of Community-Based Epidemics (ESSENCE-FL) includes chief complaint data from 211 of 212 Florida EDs and 74 of 79 Florida FSEDs. Data are transmitted electronically to ESSENCE-FL daily or hourly.

Coronavirus: summary for Levy County

Data for Jun 16, 2020 (verified at 10 AM)

Data in this report are provisional and subject to change.

Confirmed cases

Total cases

127

Florida residents

127

Non-Florida residents

0

Gender for Florida residents

Men

86

Women

40

Unknown

1

Age for Florida residents

Range

3 - 99

Median age

35

Race, ethnicity

Cases

Hospitalizations

Deaths

White

31

24%

3

50%

0

0%

Hispanic

4

3%

1

17%

0

0%

Non-Hispanic

27

21%

2

33%

0

0%

Unknown ethnicity

0

0%

0

0%

0

0%

Black

8

6%

1

17%

0

0%

Hispanic

0

0%

0

0%

0

0%

Non-Hispanic

8

6%

1

17%

0

0%

Unknown ethnicity

0

0%

0

0%

0

0%

Other

57

45%

2

33%

1

100%

Hispanic

54

43%

1

17%

1

100%

Non-Hispanic

3

2%

1

17%

0

0%

Unknown ethnicity

0

0%

0

0%

0

0%

Unknown race

31

24%

0

0%

0

0%

Hispanic

0

0%

0

0%

0

0%

Non-Hispanic

0

0%

0

0%

0

0%

Unknown ethnicity

31

24%

0

0%

0

0%

Total

127

6

1

Cases confirmed in Florida residents per day

1

5

17

1

15

17

5

1

2

1

25

6/2

6/3

6/4

6/5

6/6

6/7

6/8

6/9

6/10

6/11

6/12

6/13

6/14

6/15

Date case confirmed

Outcomes for Florida residents

Levy

Hospitalizations

6

(5% of all cases)

Deaths

1

(1% of all cases)

Statewide

Hospitalizations

12,206

(16% of all cases)

Deaths

2,993

(4% of all cases)

Cases in facility staff/residents

Levy

Long-term care

9

(7% of all cases)

Correctional

1

(1% of all cases)

Statewide

Long-term care

11,083

(14% of all cases)

Correctional

3,114

(4% of all cases)

Hospitalization counts include anyone who was hospitalized at some point during their illness. It does not reflect the number of people currently hospitalized.

Other race includes any person with a race of American Indian/Alaskan native, Asian, native Hawaiian/Pacific Islander, or other.

Laboratory testing for Florida residents and non-Florida residents over the past 2 weeks

Number and percent of positive labs

These counts include the number of people for whom the department received laboratory results by day. This percent is the number of people who test positive for the first time divided by all the people tested that day, excluding people who have previously tested positive.

100%

80%

60%

40%

20%

0%

45

67

44

70

62

87

47

32

40

50

63

51

48

111

0.0%

1.5%

10.2%

19.5%

1.6%

14.7%

26.6%

0.0%

11.1%

2.0%

3.1%

1.9%

0.0%

18.4%

0

1

5

17

1

15

17

0

5

1

2

1

0

25

6/2

6/3

6/4

6/5

6/6

6/7

6/8

6/9

6/10

6/11

6/12

6/13

6/14

6/15

Number of negatives

Percent positive

Number of positives

Date (12:00 am to 11:59 pm)

Emergency department (ED) and freestanding ED (FSED) chief complaint and admission data for Levy County

Daily percent of ED visits mentioning

cough, fever, or shortness of breath

30%

25%

20%

15%

10%

5%

0%

3/18

3/25

4/1

4/8

4/15

4/22

4/29

5/6

5/13

5/20

5/27

6/3

6/10

Date

Daily percent of ED visits resulting in

cough-associated admissions

10.0%

8.0%

6.0%

4.0%

2.0%

0.0%

3/18

3/25

4/1

4/8

4/15

4/22

4/29

5/6

5/13

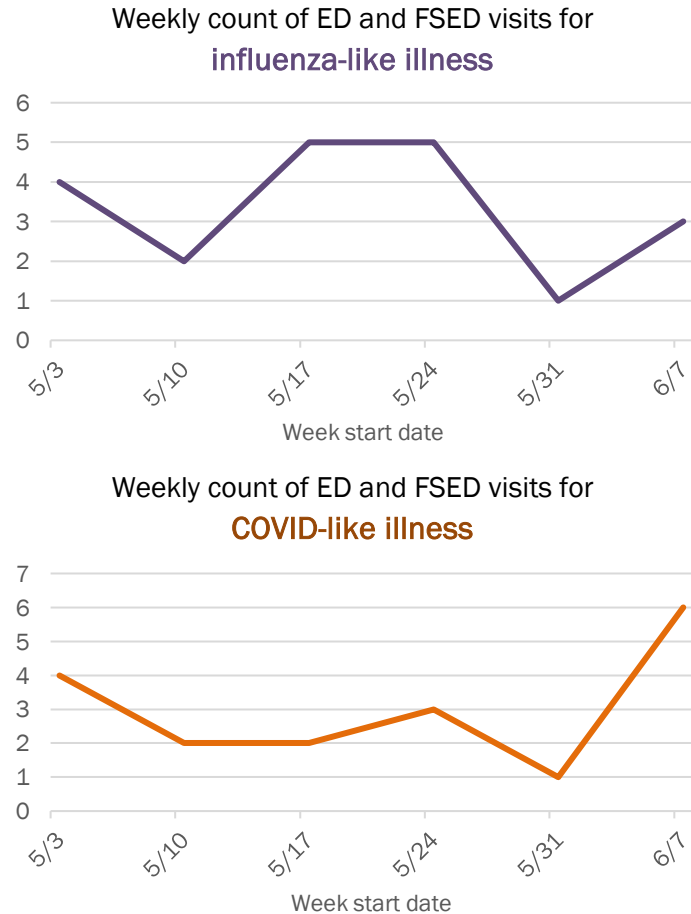
5/20

5/27

6/3

6/10

Date



Weekly count of ED and FSED visits for

COVID-like illness

7

6

5

4

3

2

1

0

5/3

5/10

5/17

5/24

5/31

6/7

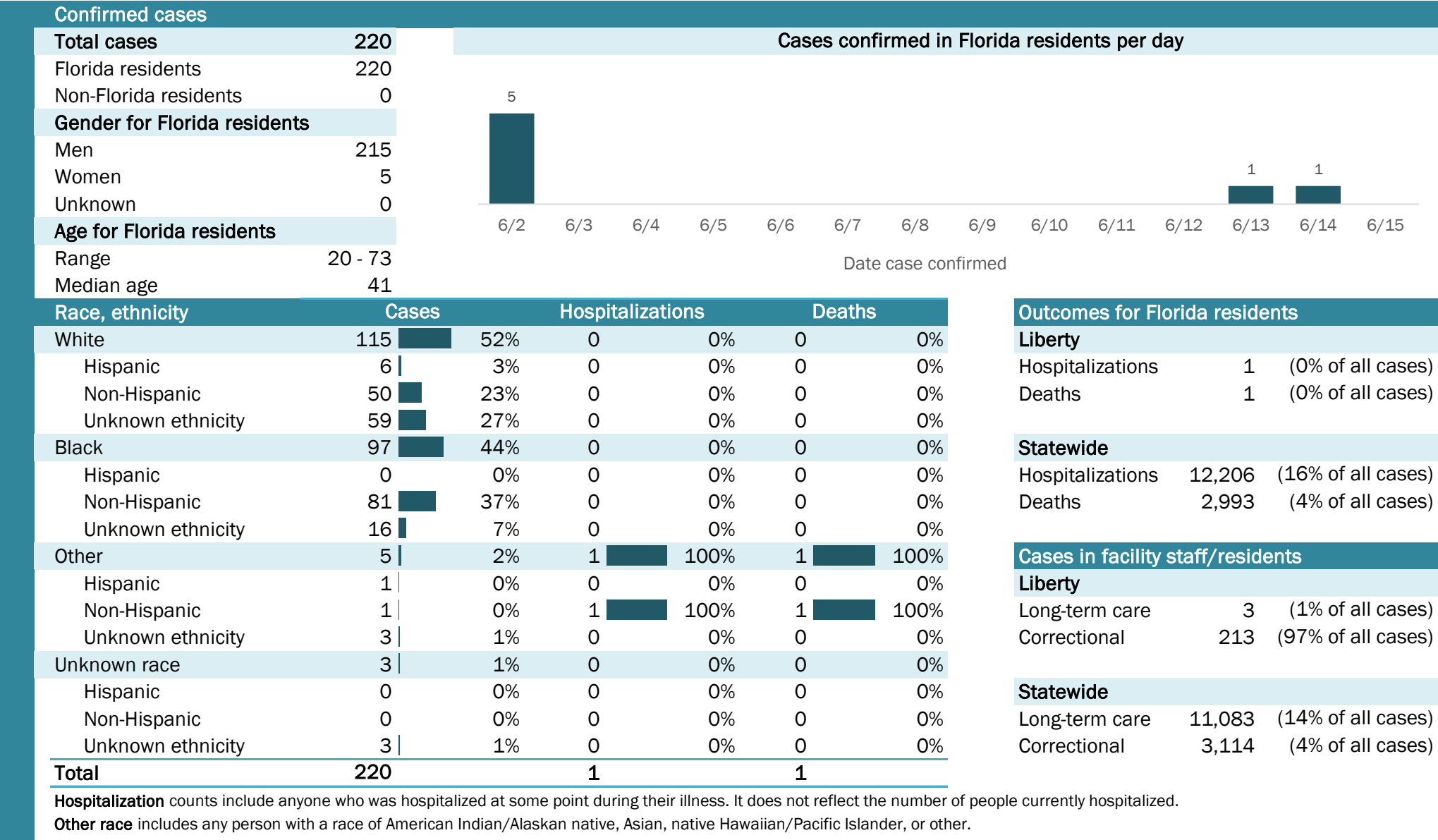
Week start date

The Electronic Surveillance System for the Early Notification of Community-Based Epidemics (ESSENCE-FL) includes chief complaint data from 211 of 212 Florida EDs and 74 of 79 Florida FSEDs. Data are transmitted electronically to ESSENCE-FL daily or hourly.

Coronavirus: summary for Liberty County

Data for Jun 16, 2020 (verified at 10 AM)

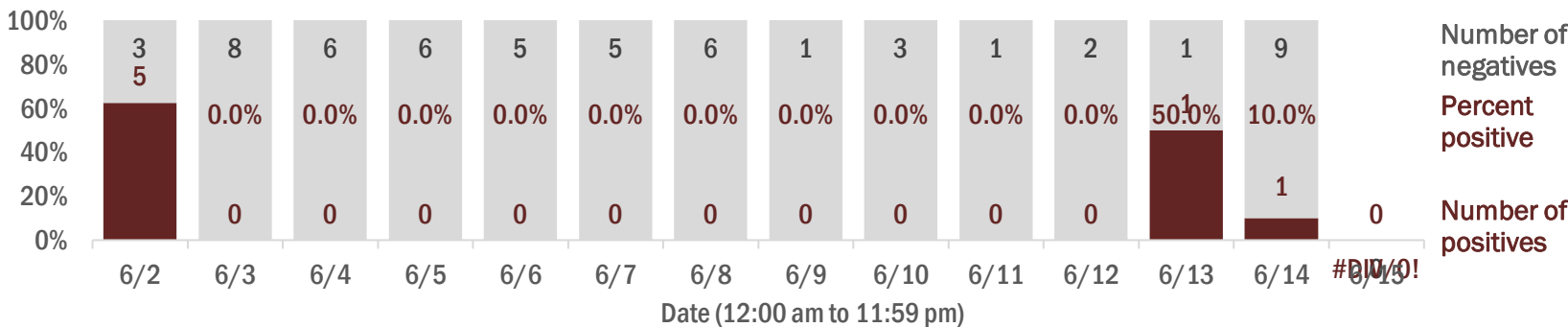
Data in this report are provisional and subject to change.



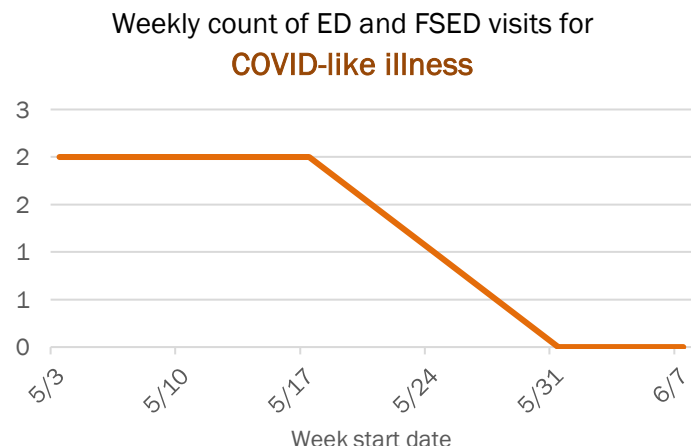
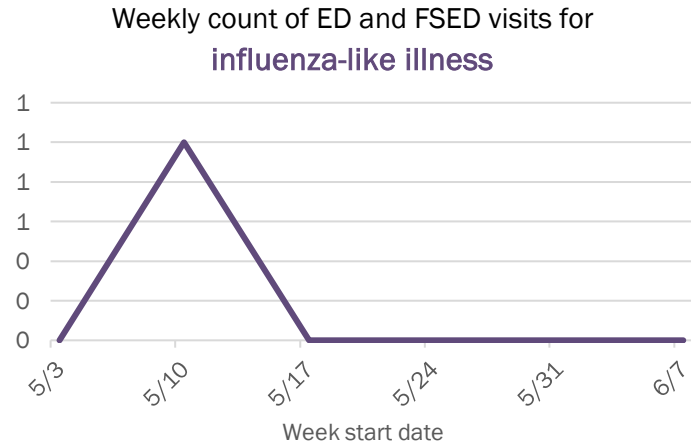
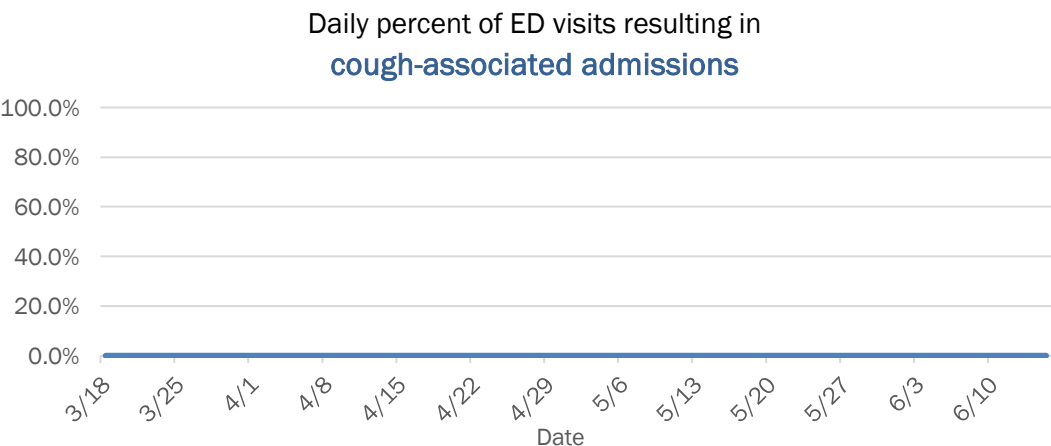
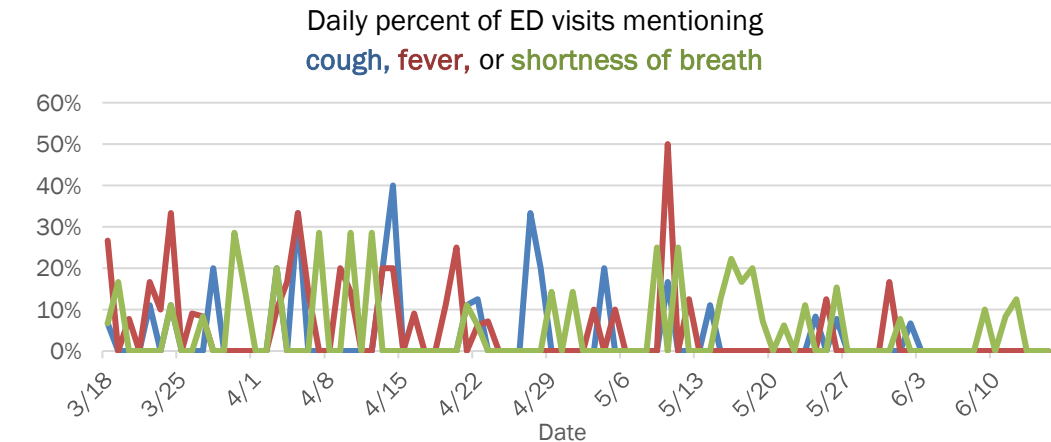
Laboratory testing for Florida residents and non-Florida residents over the past 2 weeks

Number and percent of positive labs

These counts include the number of people for whom the department received laboratory results by day. This percent is the number of people who test positive for the first time divided by all the people tested that day, excluding people who have previously tested positive.



Emergency department (ED) and freestanding ED (FSED) chief complaint and admission data for Liberty County

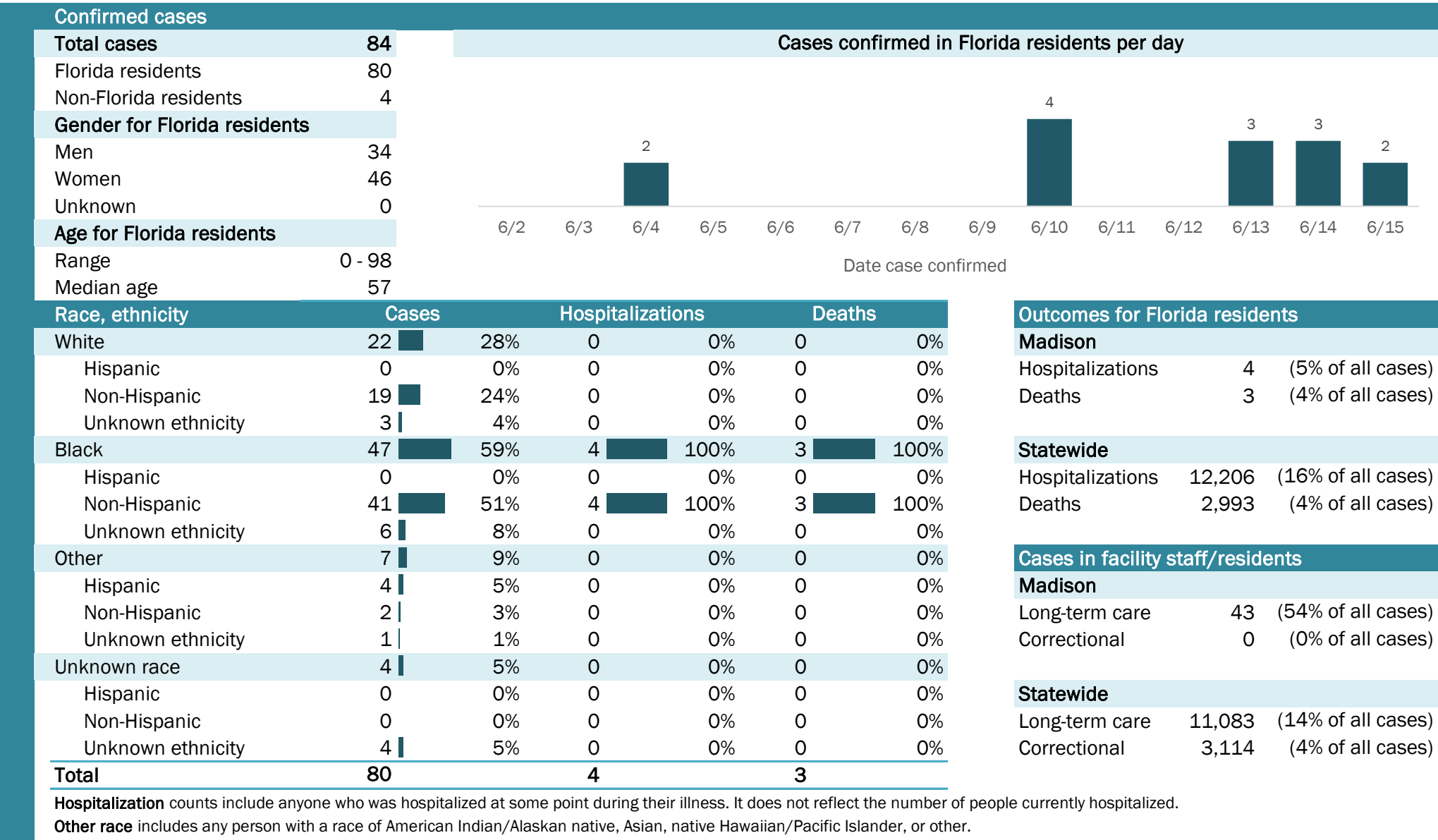


The Electronic Surveillance System for the Early Notification of Community-Based Epidemics (ESSENCE-FL) includes chief complaint data from 211 of 212 Florida EDs and 74 of 79 Florida FSEDs. Data are transmitted electronically to ESSENCE-FL daily or hourly.

Coronavirus: summary for Madison County

Data for Jun 16, 2020 (verified at 10 AM)

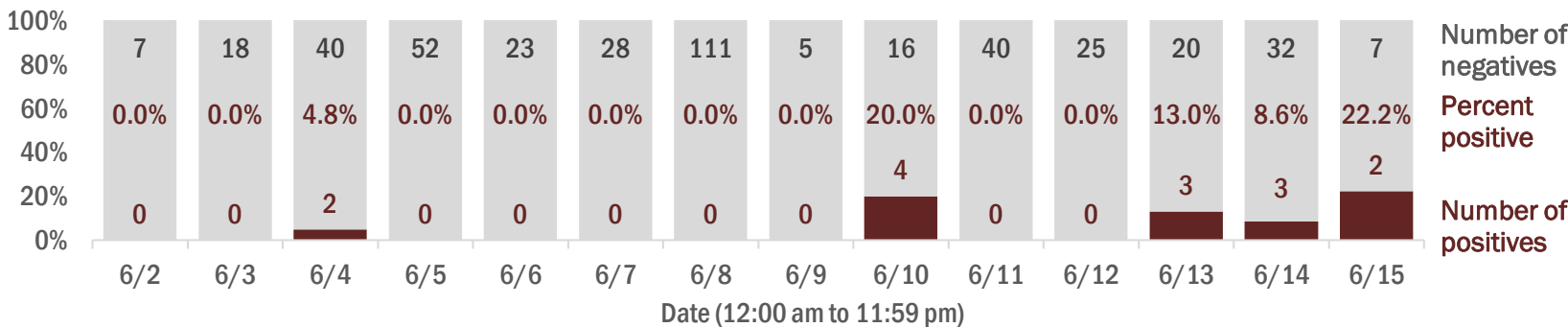
Data in this report are provisional and subject to change.



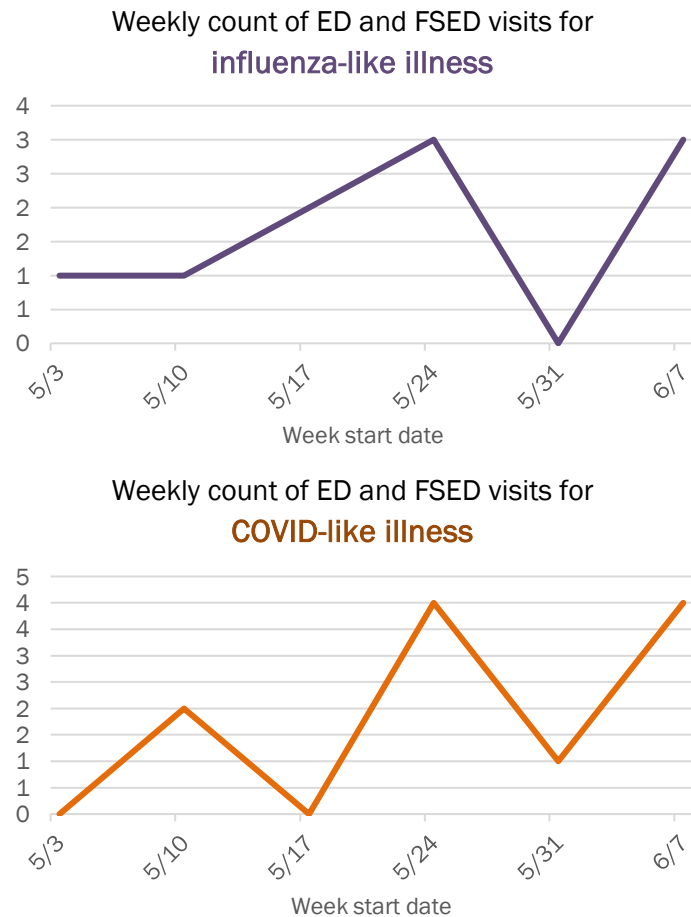
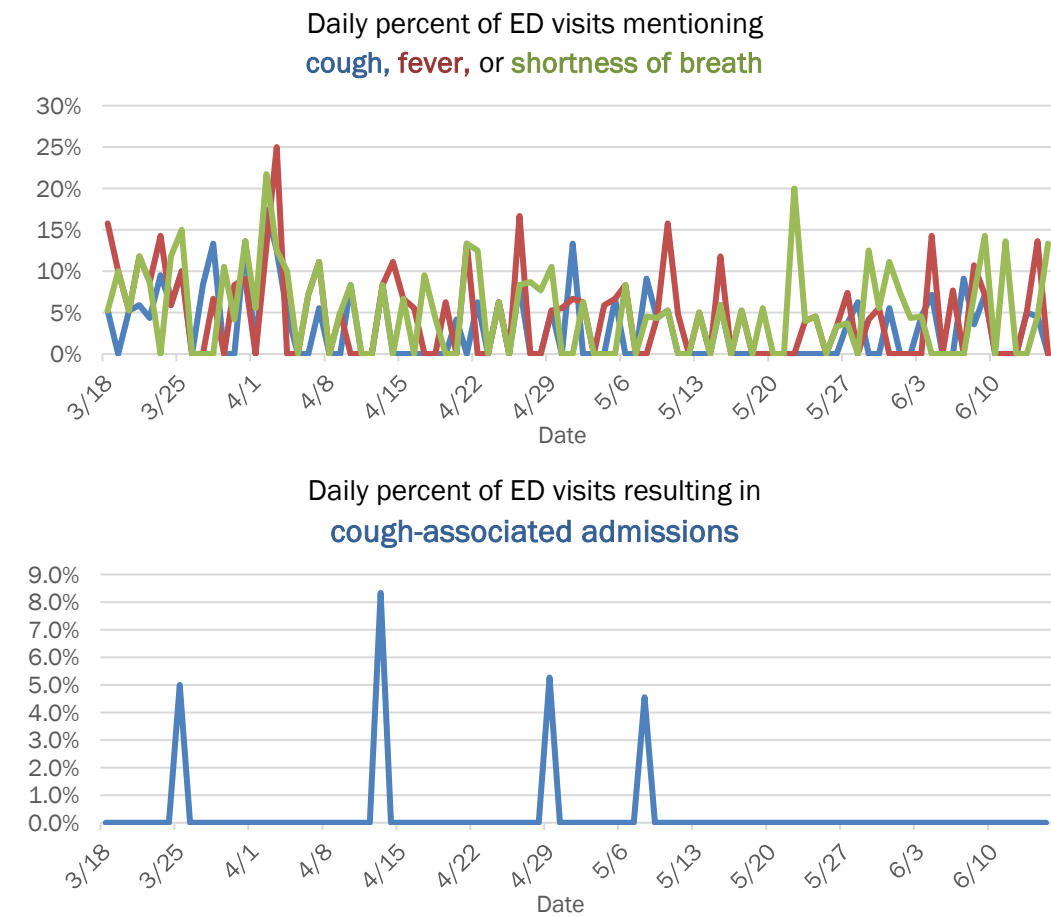
Laboratory testing for Florida residents and non-Florida residents over the past 2 weeks

Number and percent of positive labs

These counts include the number of people for whom the department received laboratory results by day. This percent is the number of people who test positive for the first time divided by all the people tested that day, excluding people who have previously tested positive.



Emergency department (ED) and freestanding ED (FSED) chief complaint and admission data for Madison County

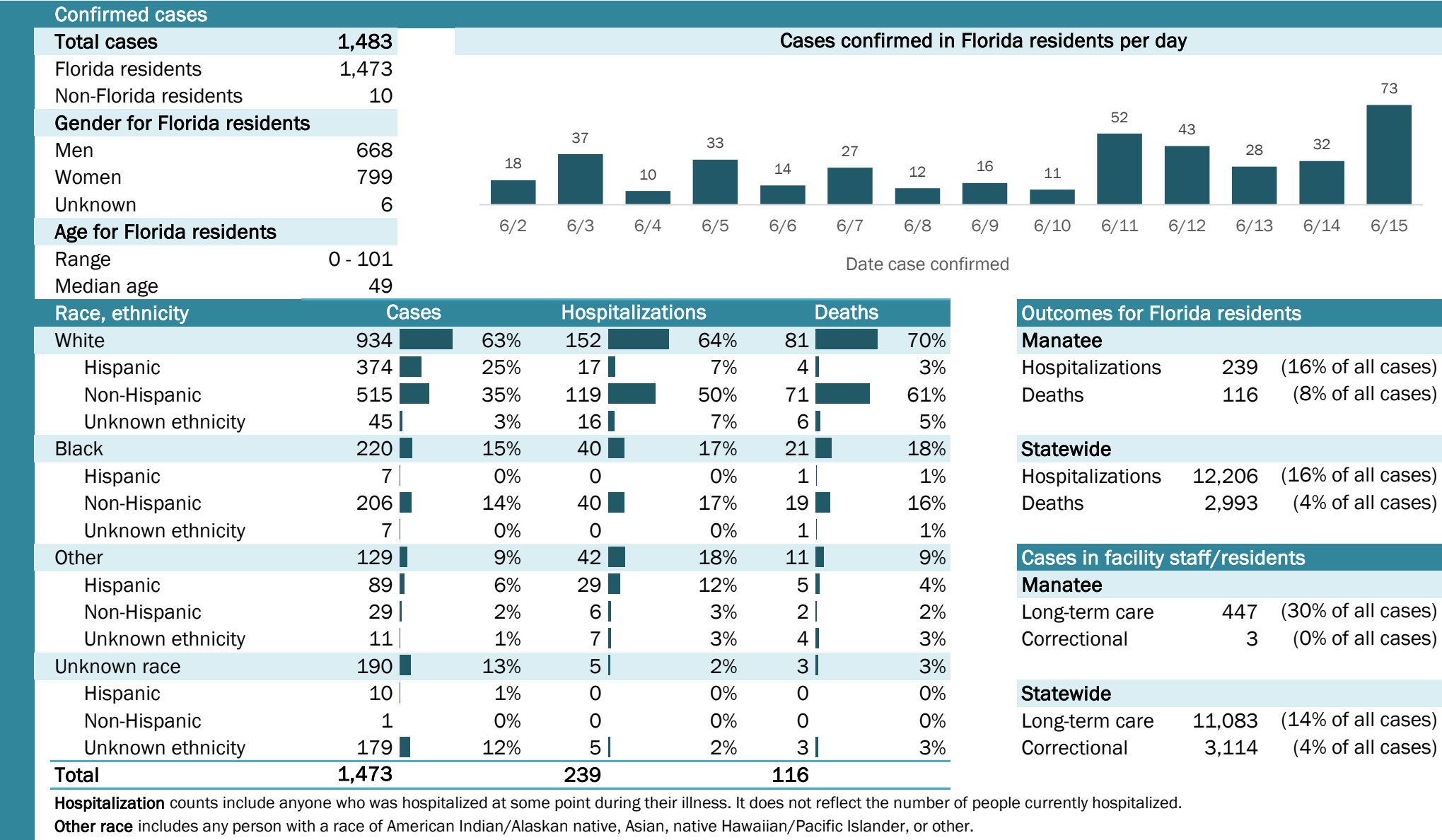


The Electronic Surveillance System for the Early Notification of Community-Based Epidemics (ESSENCE-FL) includes chief complaint data from 211 of 212 Florida EDs and 74 of 79 Florida FSEDs. Data are transmitted electronically to ESSENCE-FL daily or hourly.

Coronavirus: summary for Manatee County

Data for Jun 16, 2020 (verified at 10 AM)

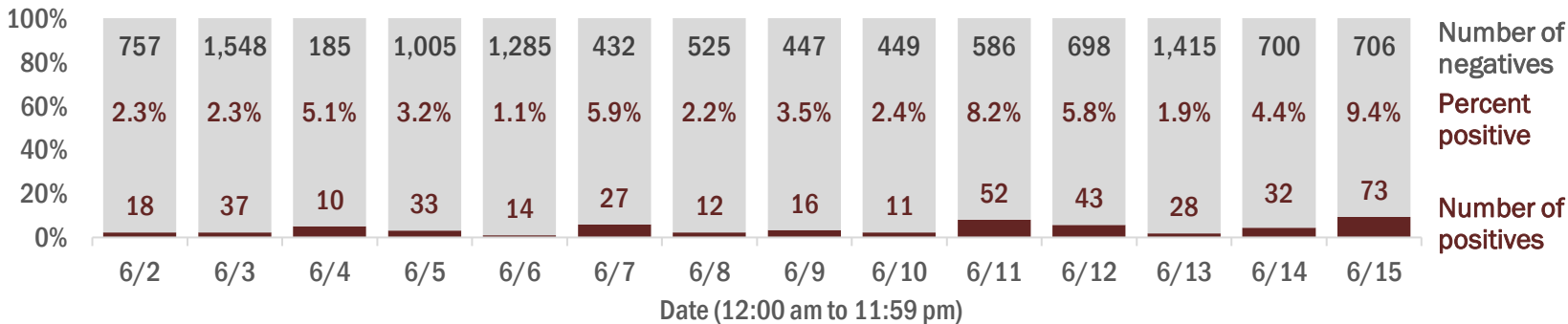
Data in this report are provisional and subject to change.



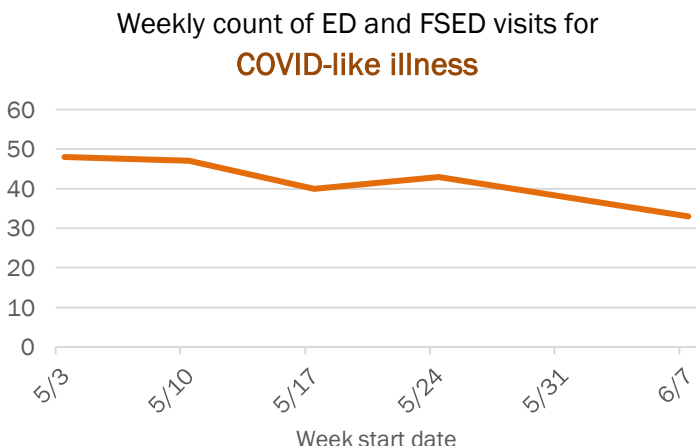
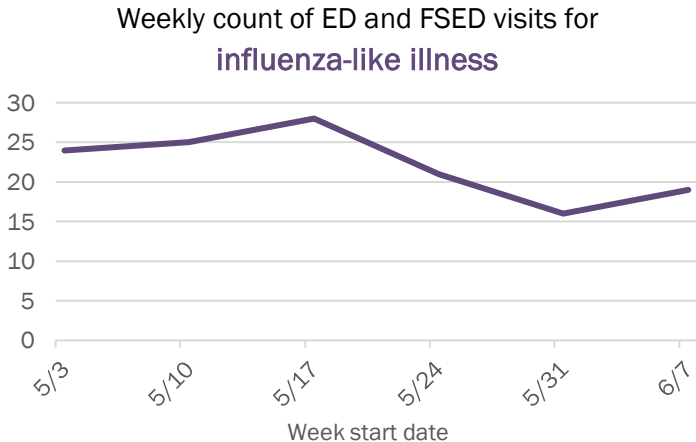
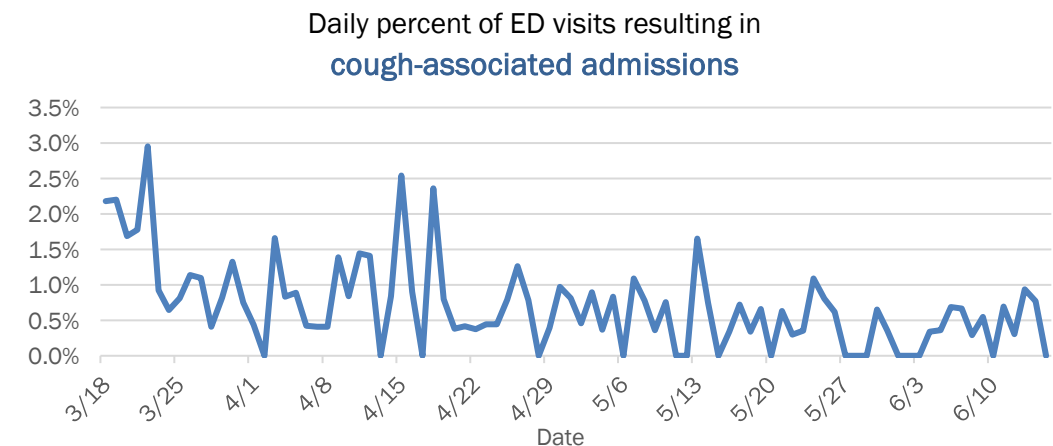
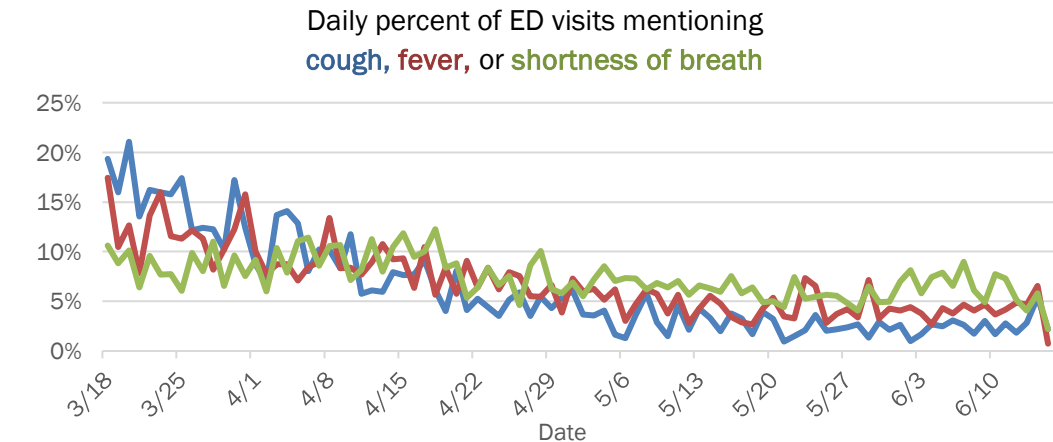
Laboratory testing for Florida residents and non-Florida residents over the past 2 weeks

Number and percent of positive labs

These counts include the number of people for whom the department received laboratory results by day. This percent is the number of people who test positive for the first time divided by all the people tested that day, excluding people who have previously tested positive.



Emergency department (ED) and freestanding ED (FSED) chief complaint and admission data for Manatee County

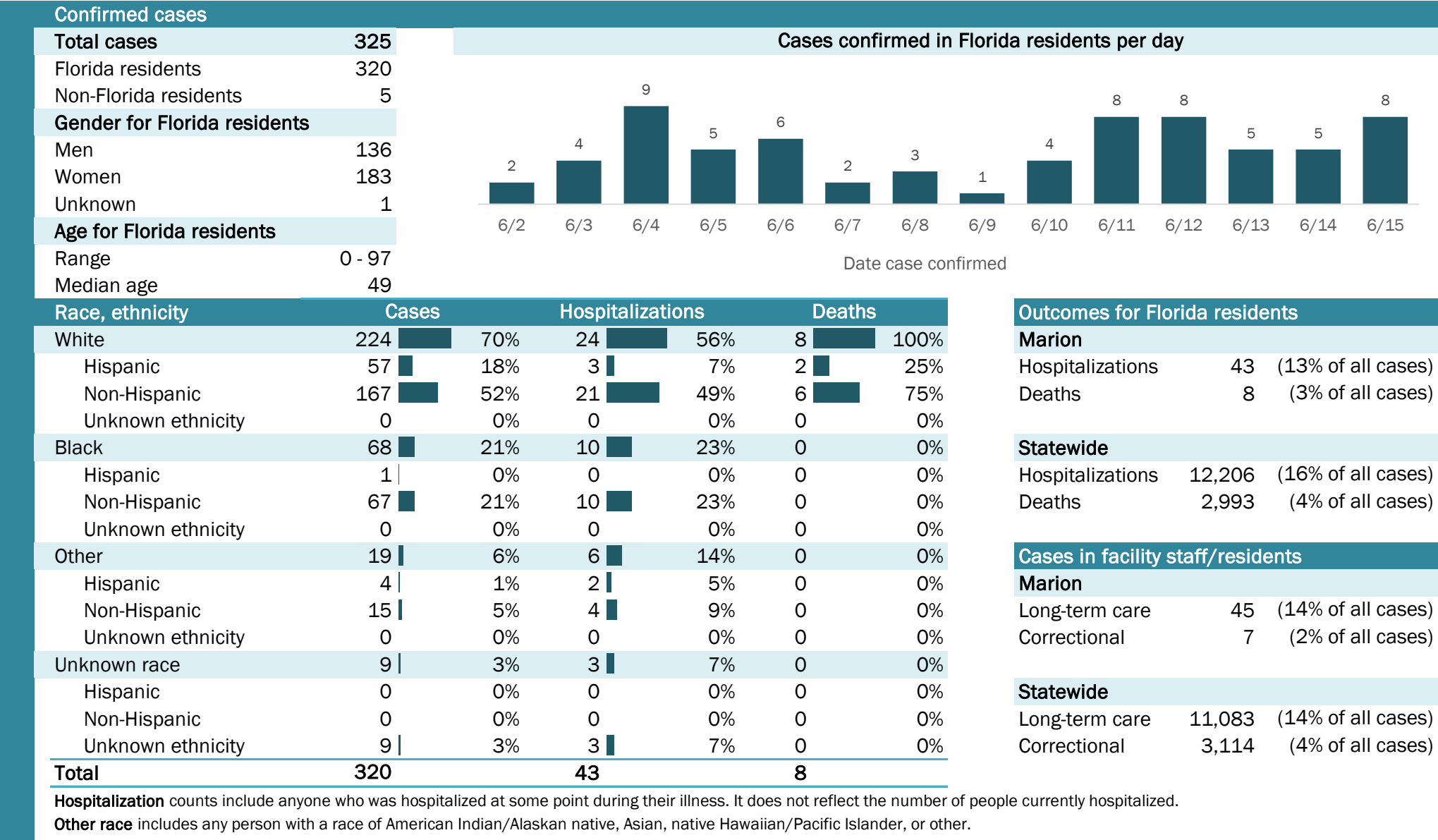


The Electronic Surveillance System for the Early Notification of Community-Based Epidemics (ESSENCE-FL) includes chief complaint data from 211 of 212 Florida EDs and 74 of 79 Florida FSEDs. Data are transmitted electronically to ESSENCE-FL daily or hourly.

Coronavirus: summary for Marion County

Data for Jun 16, 2020 (verified at 10 AM)

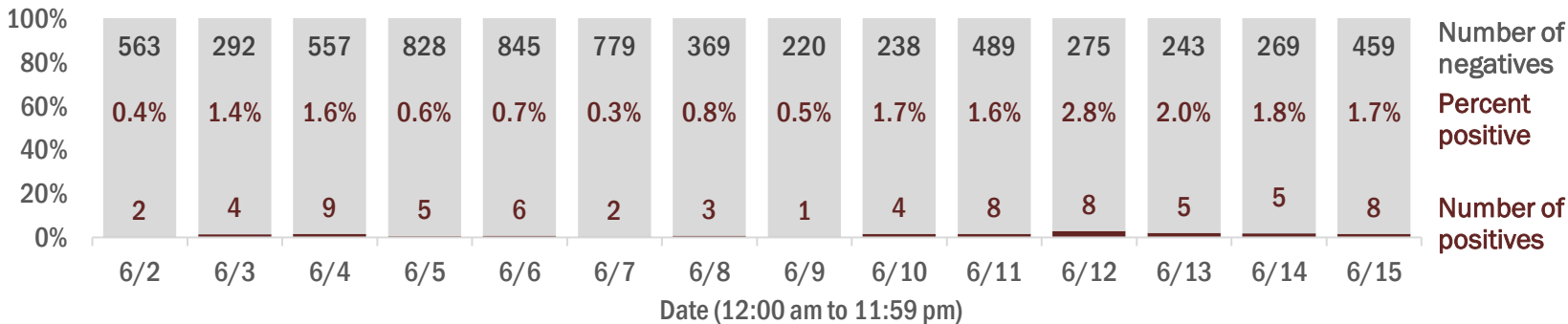
Data in this report are provisional and subject to change.



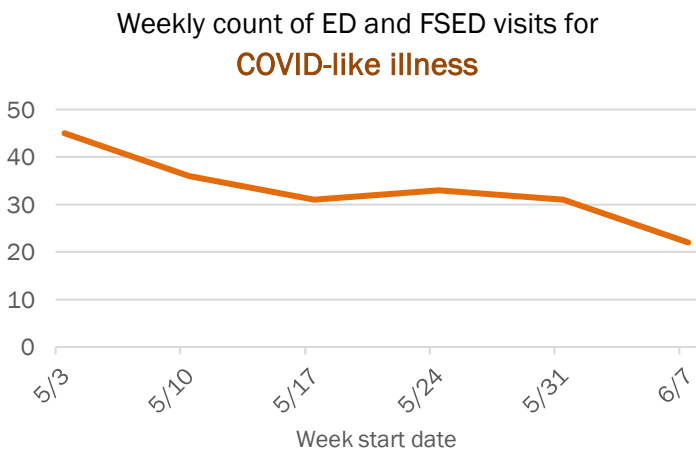
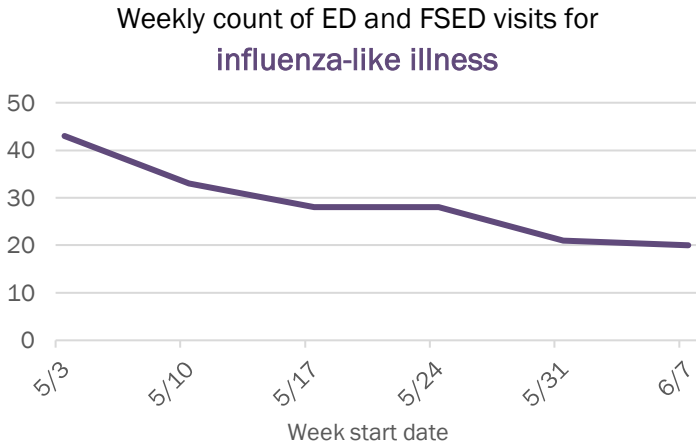
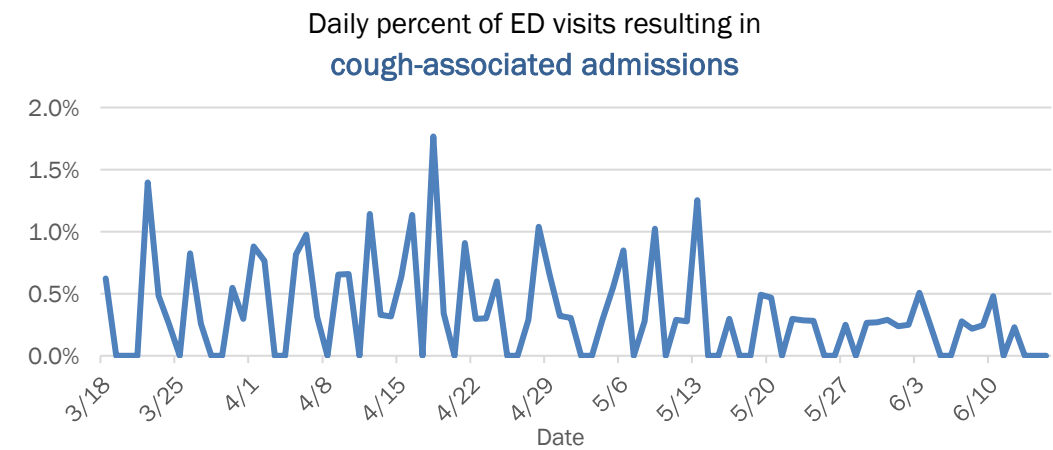
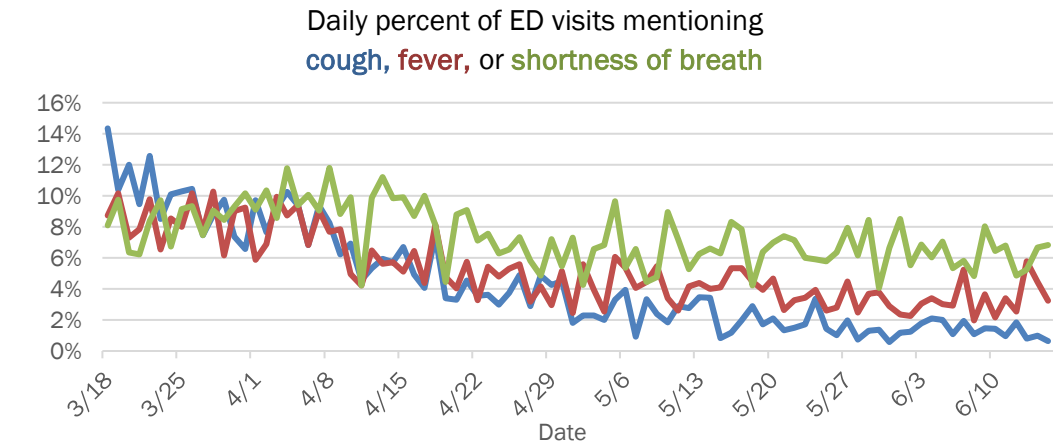
Laboratory testing for Florida residents and non-Florida residents over the past 2 weeks

Number and percent of positive labs

These counts include the number of people for whom the department received laboratory results by day. This percent is the number of people who test positive for the first time divided by all the people tested that day, excluding people who have previously tested positive.



Emergency department (ED) and freestanding ED (FSED) chief complaint and admission data for Marion County

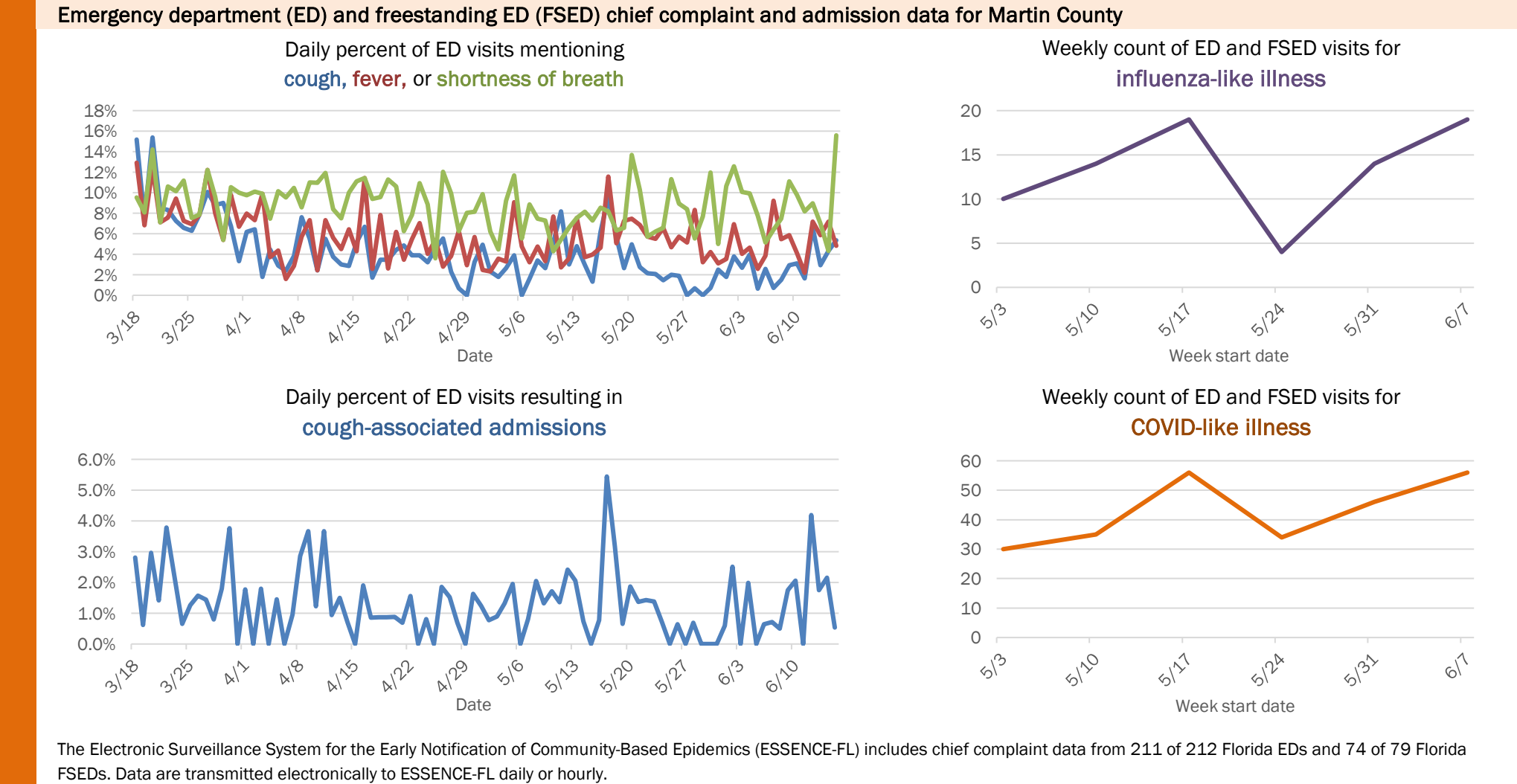
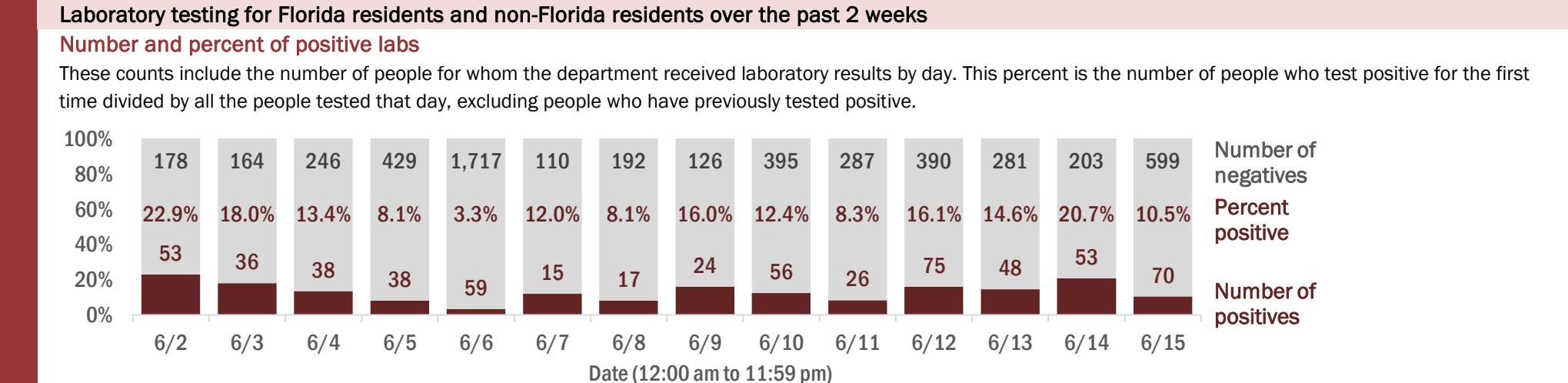
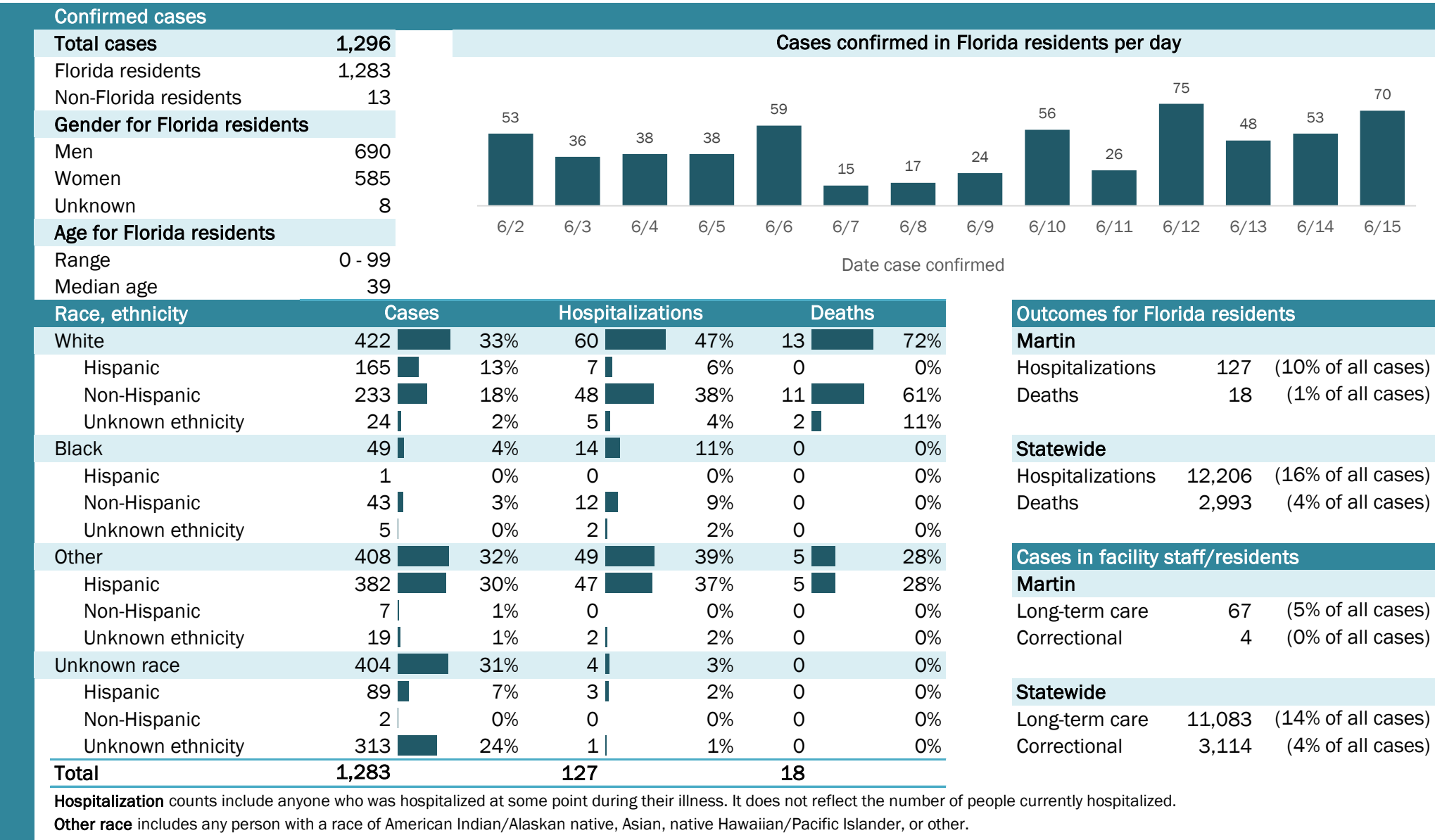


The Electronic Surveillance System for the Early Notification of Community-Based Epidemics (ESSENCE-FL) includes chief complaint data from 211 of 212 Florida EDs and 74 of 79 Florida FSEDs. Data are transmitted electronically to ESSENCE-FL daily or hourly.

Coronavirus: summary for Martin County

Data for Jun 16, 2020 (verified at 10 AM)

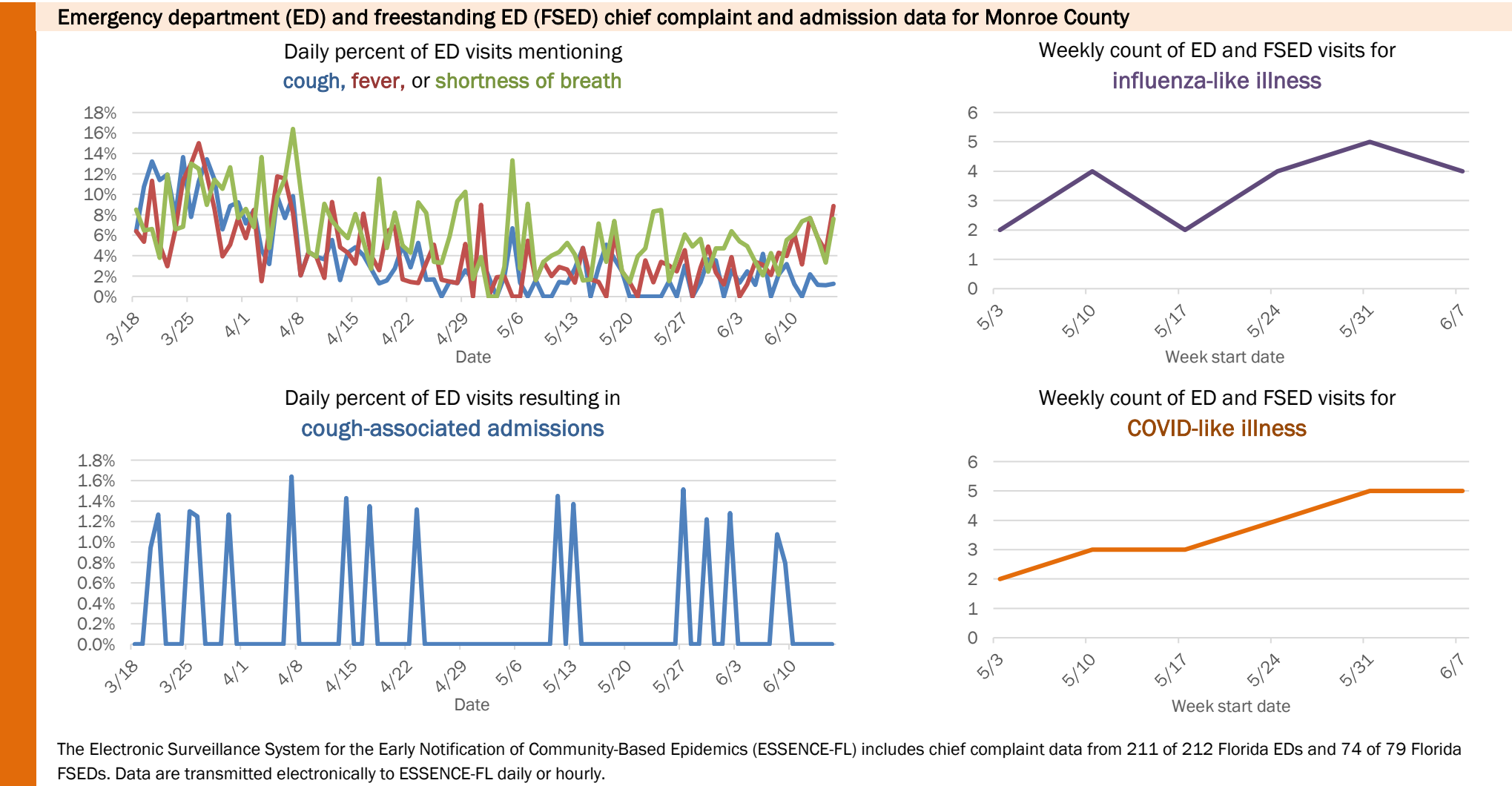
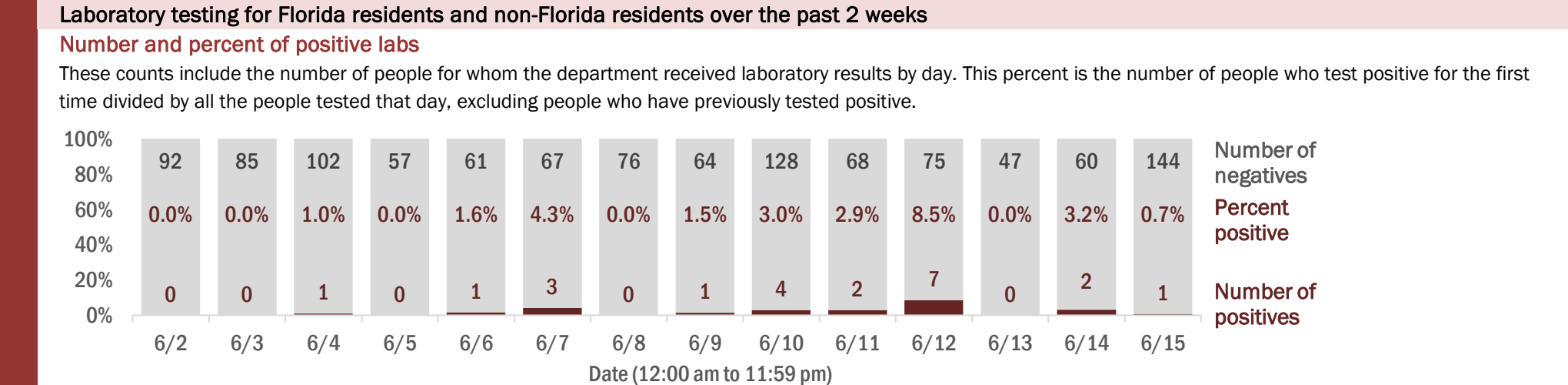
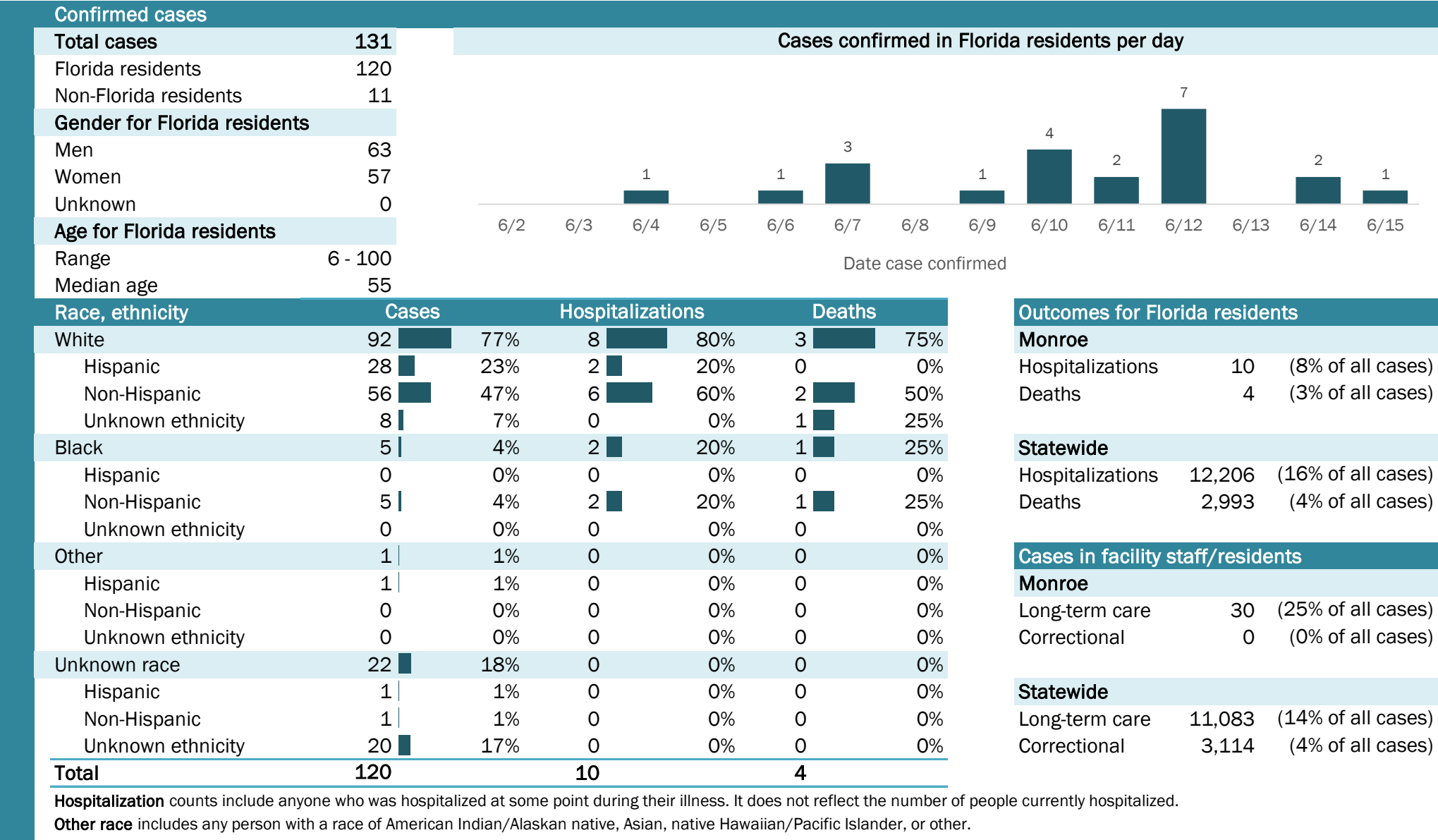
Data in this report are provisional and subject to change.



Coronavirus: summary for Monroe County

Data for Jun 16, 2020 (verified at 10 AM)

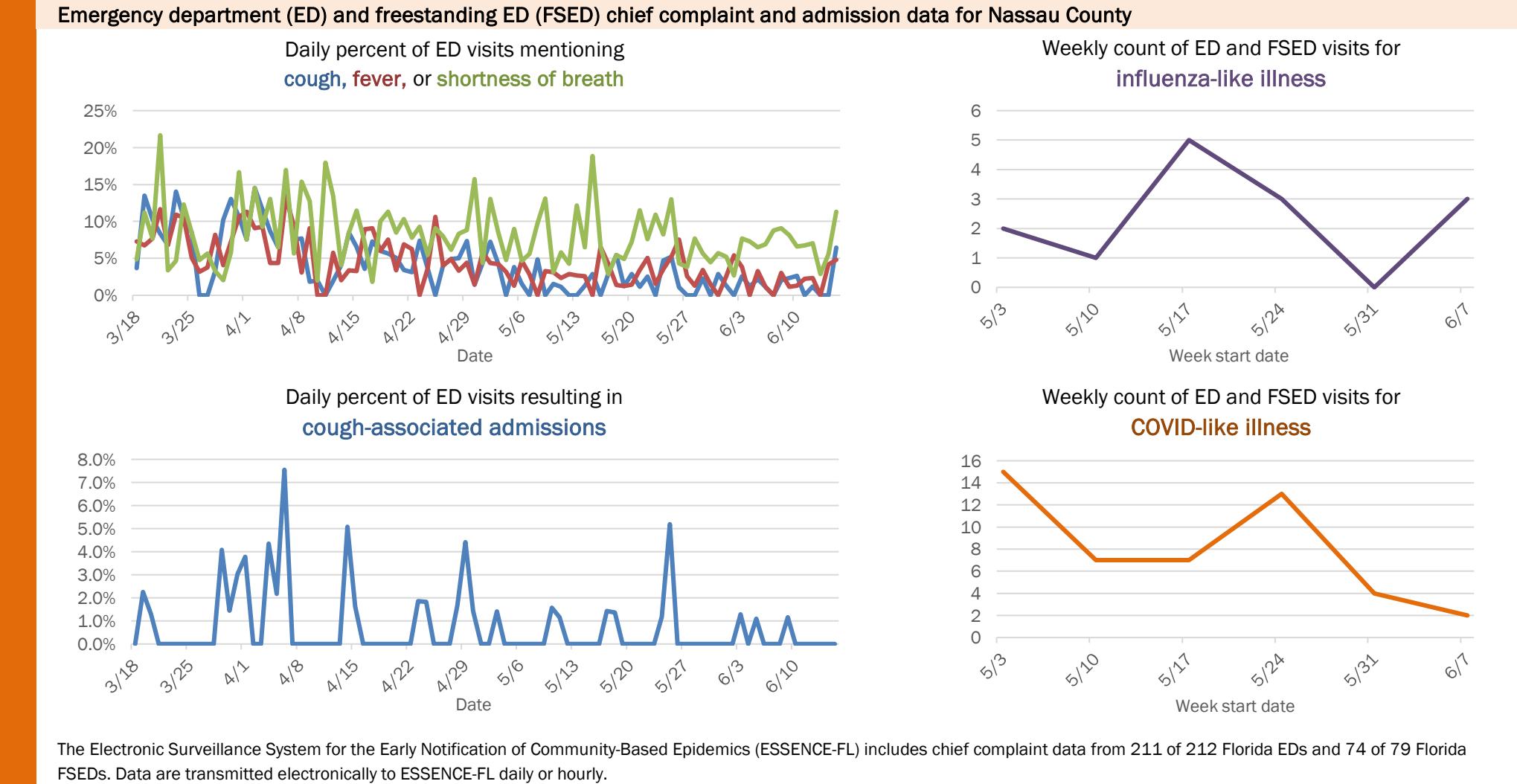
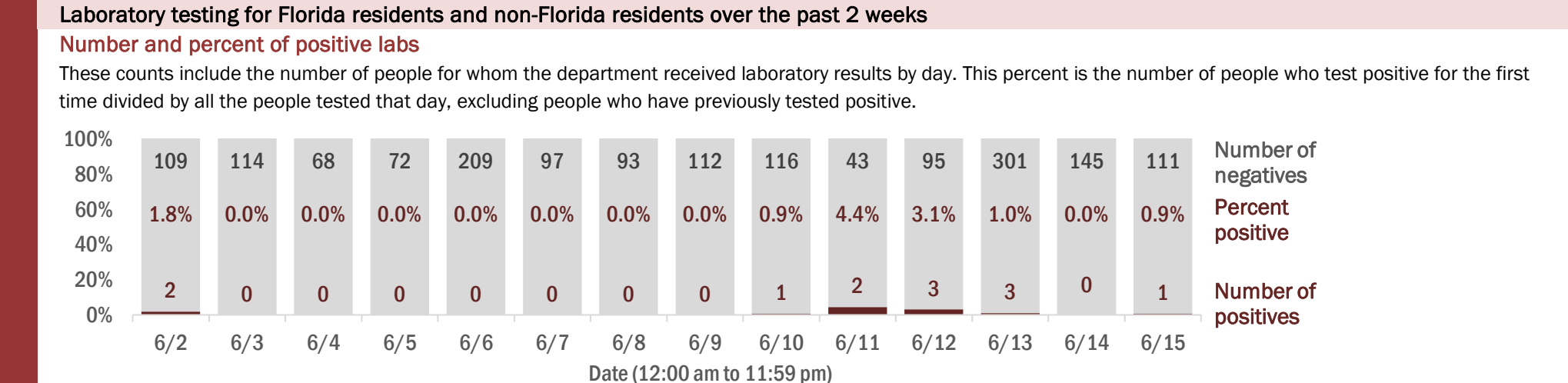
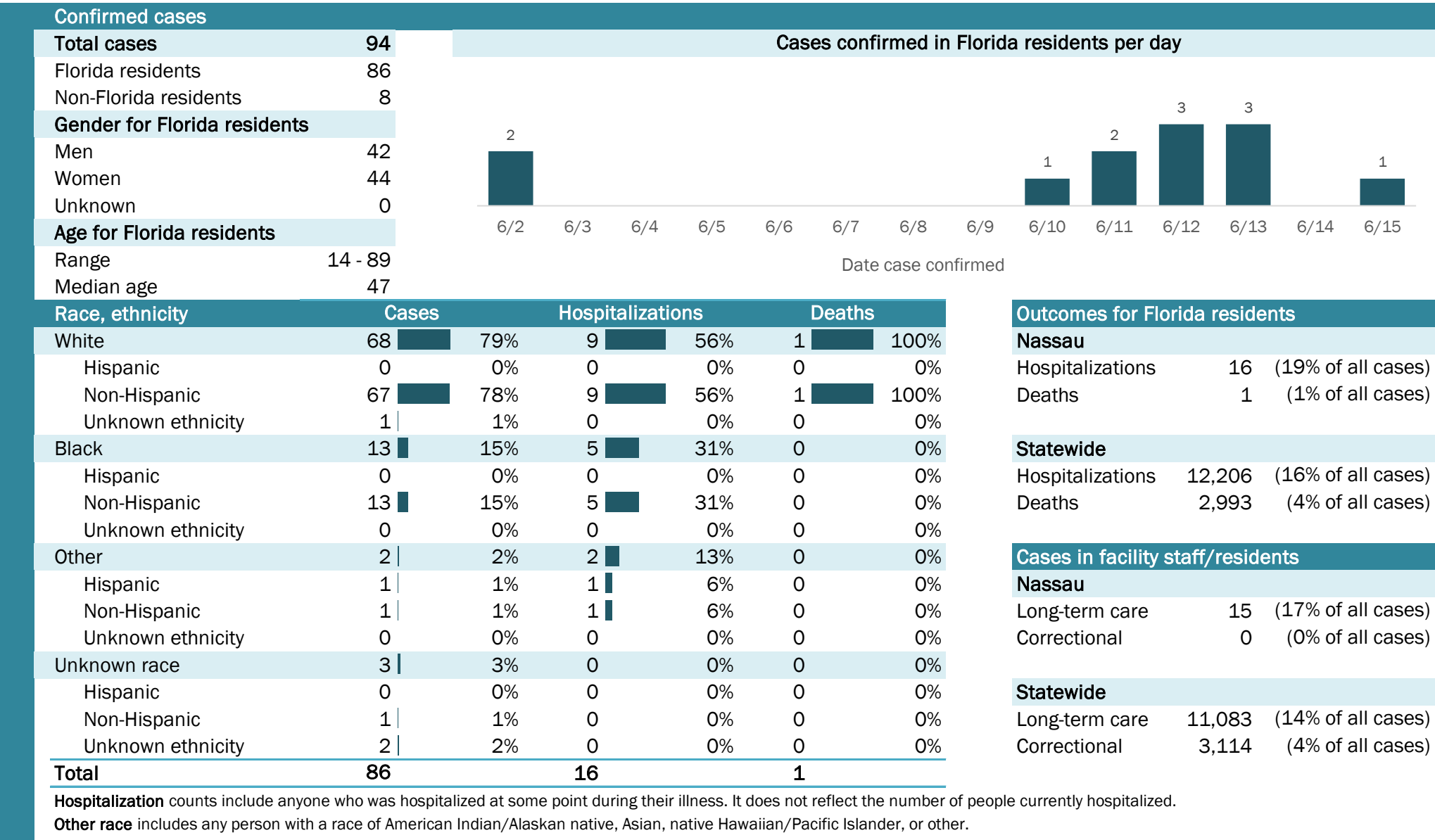
Data in this report are provisional and subject to change.



Coronavirus: summary for Nassau County

Data for Jun 16, 2020 (verified at 10 AM)

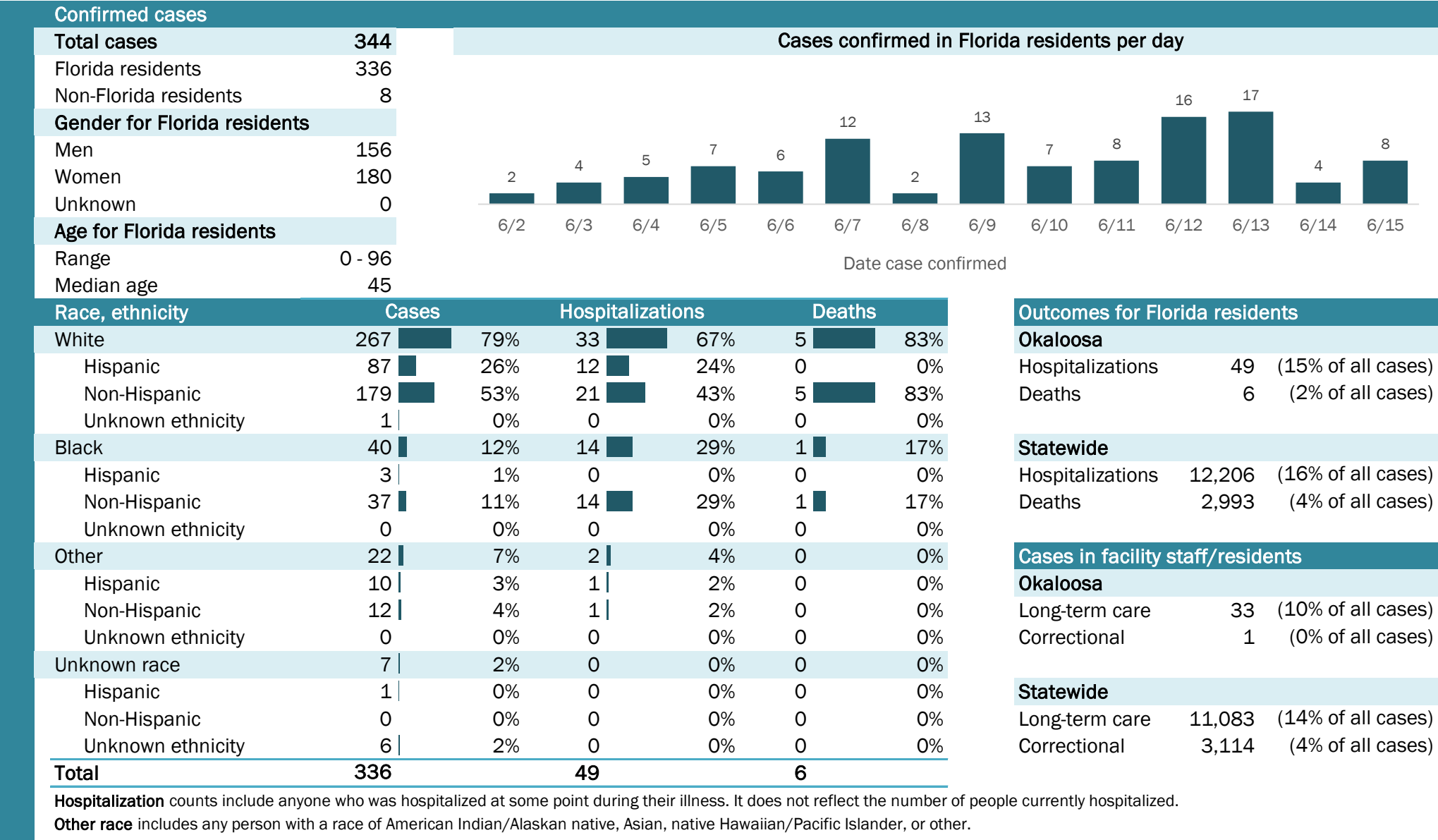
Data in this report are provisional and subject to change.



Coronavirus: summary for Okaloosa County

Data for Jun 16, 2020 (verified at 10 AM)

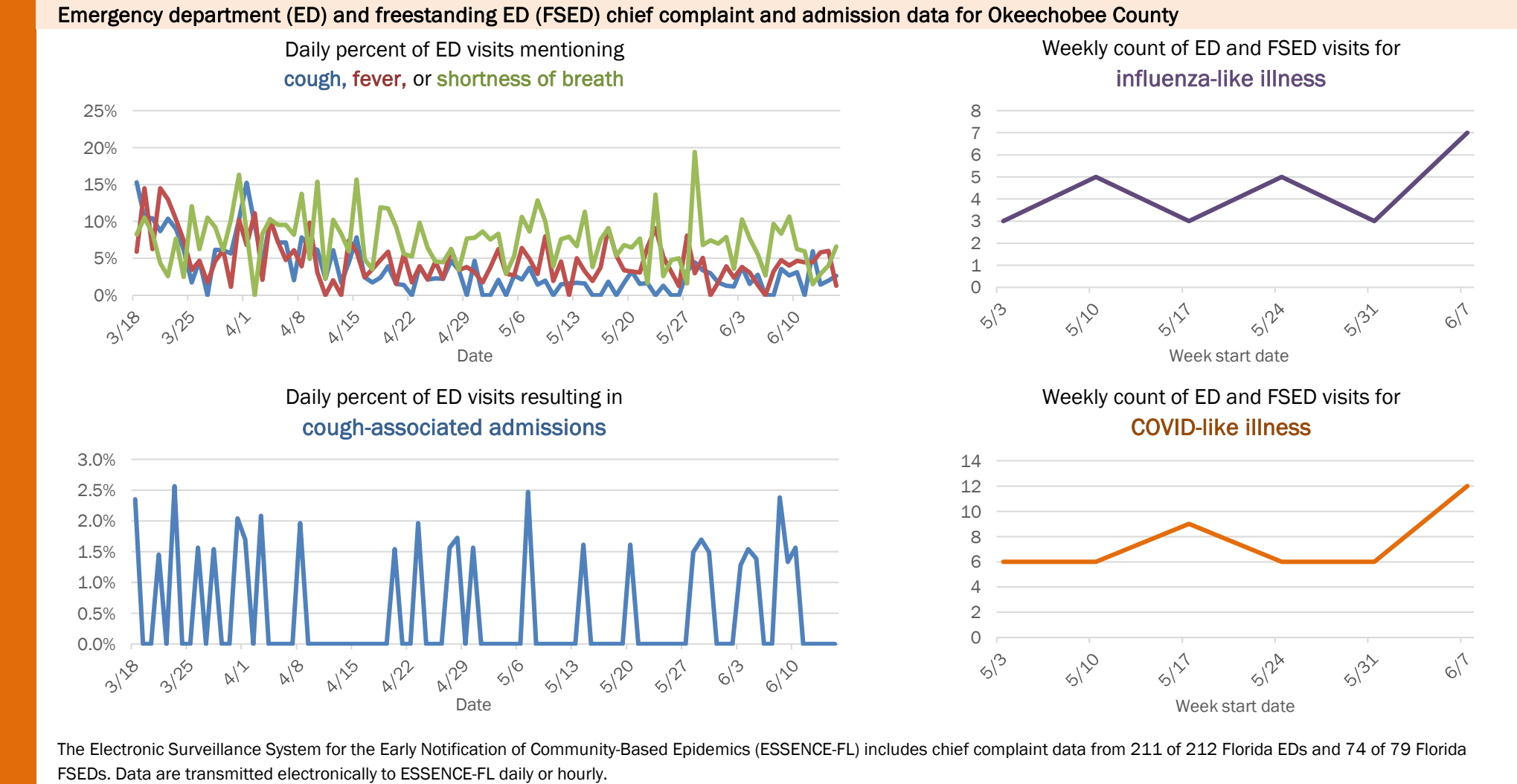
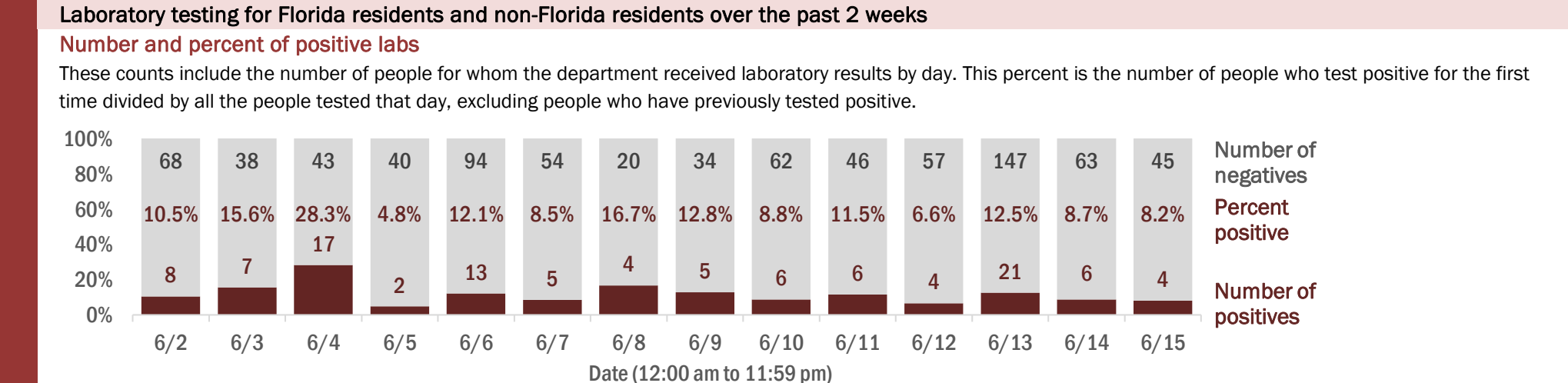
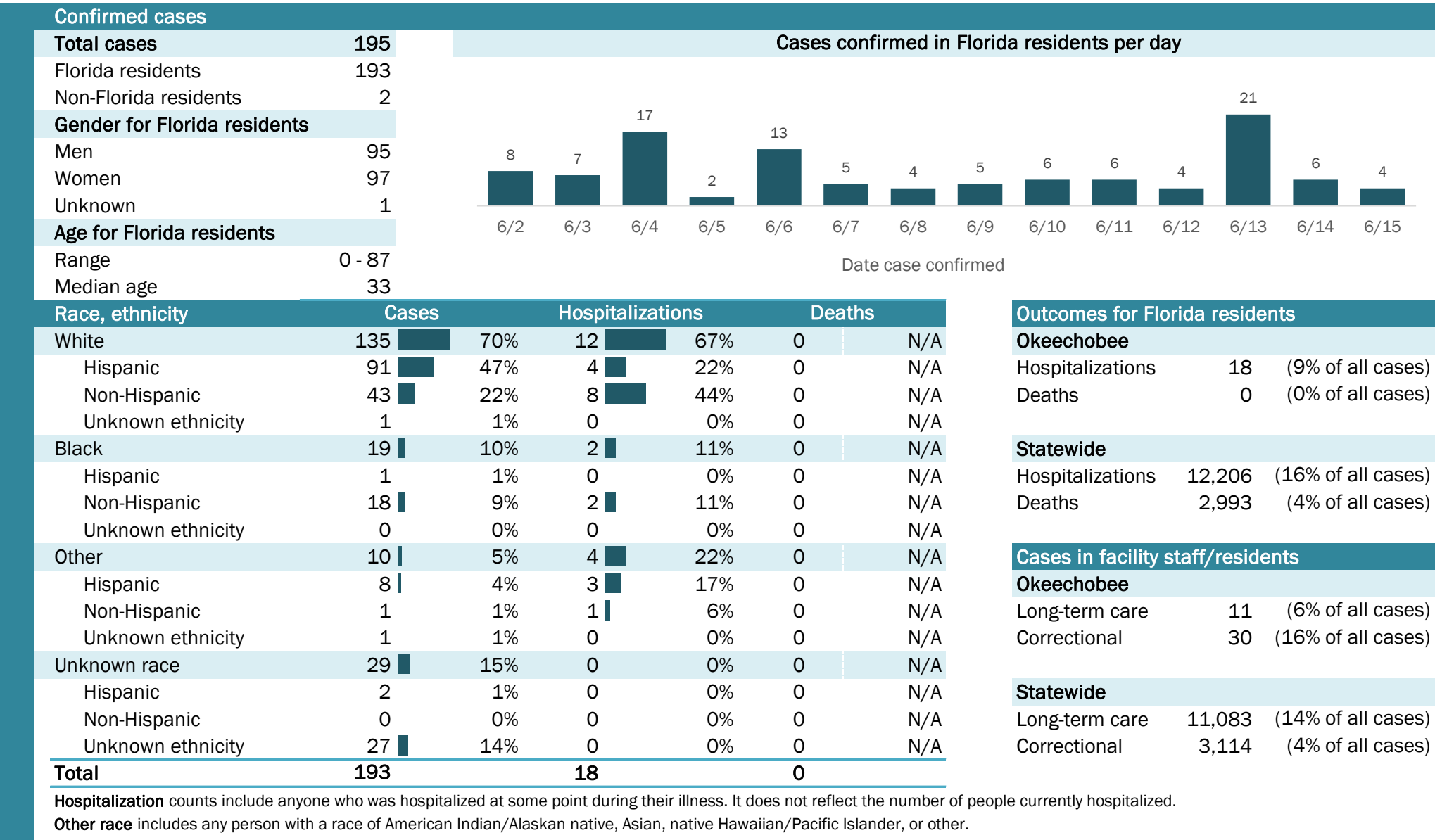
Data in this report are provisional and subject to change.



Coronavirus: summary for Okeechobee County

Data for Jun 16, 2020 (verified at 10 AM)

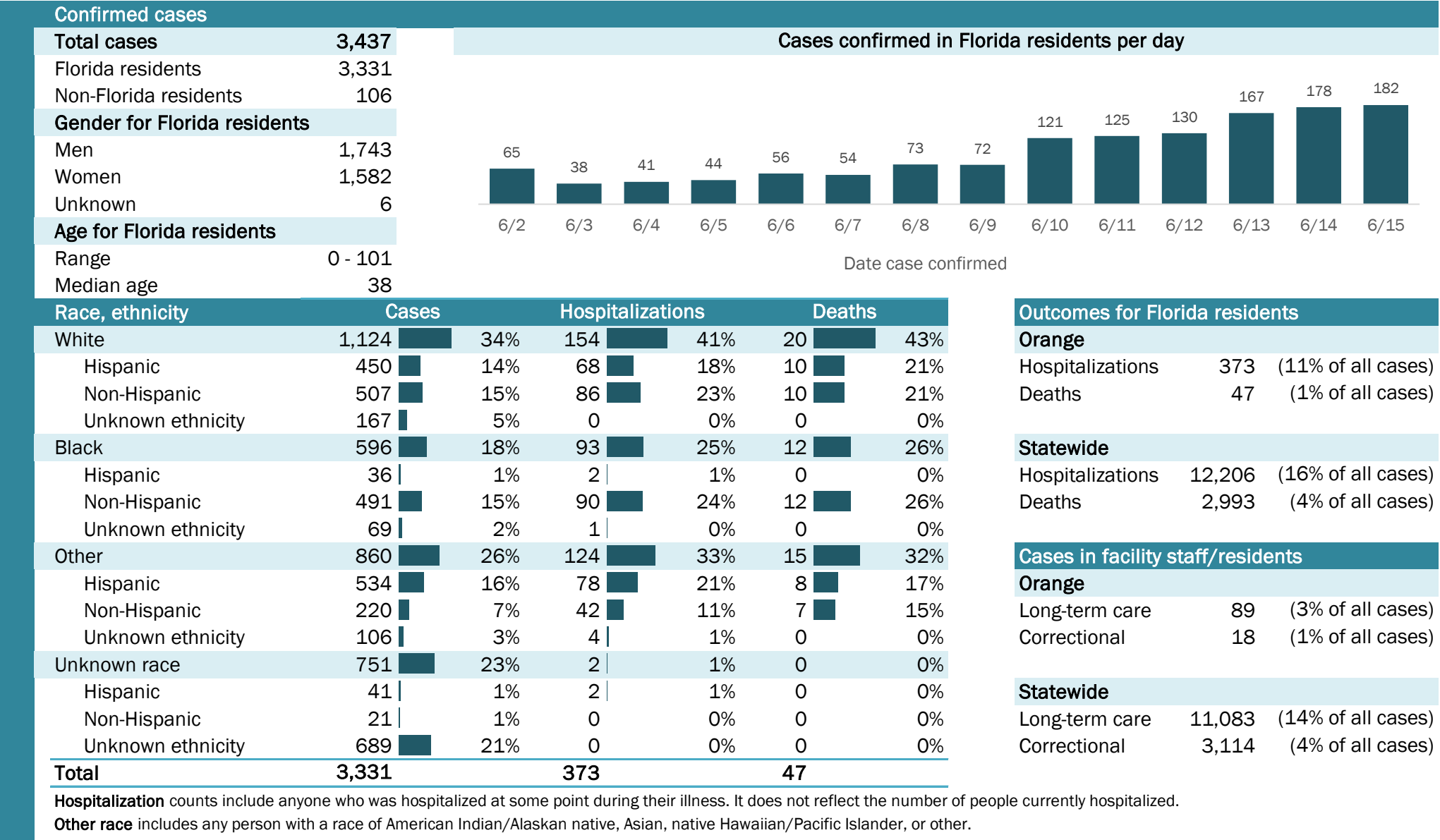
Data in this report are provisional and subject to change.



Coronavirus: summary for Orange County

Data for Jun 16, 2020 (verified at 10 AM)

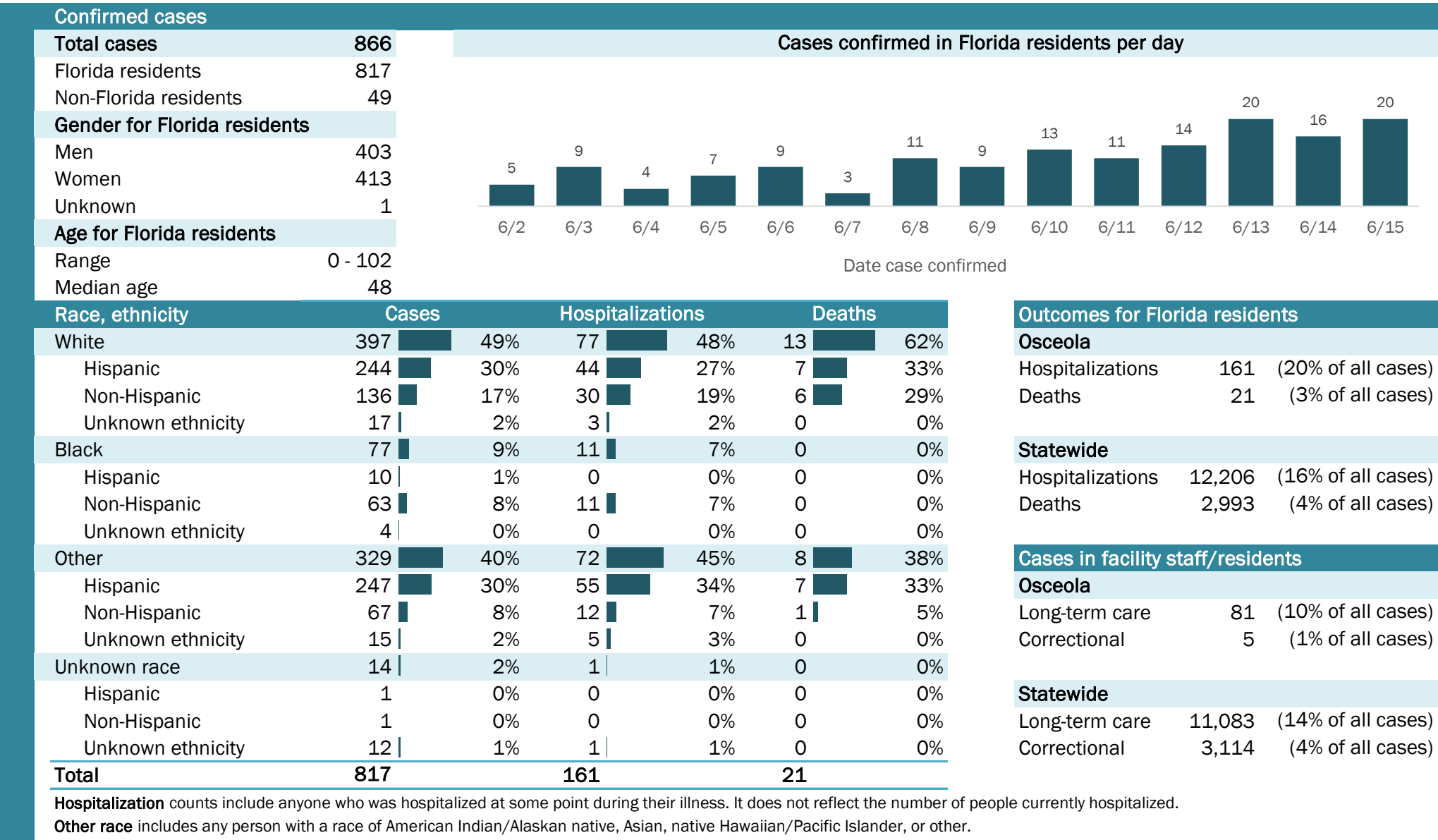
Data in this report are provisional and subject to change.



Coronavirus: summary for Osceola County

Data for Jun 16, 2020 (verified at 10 AM)

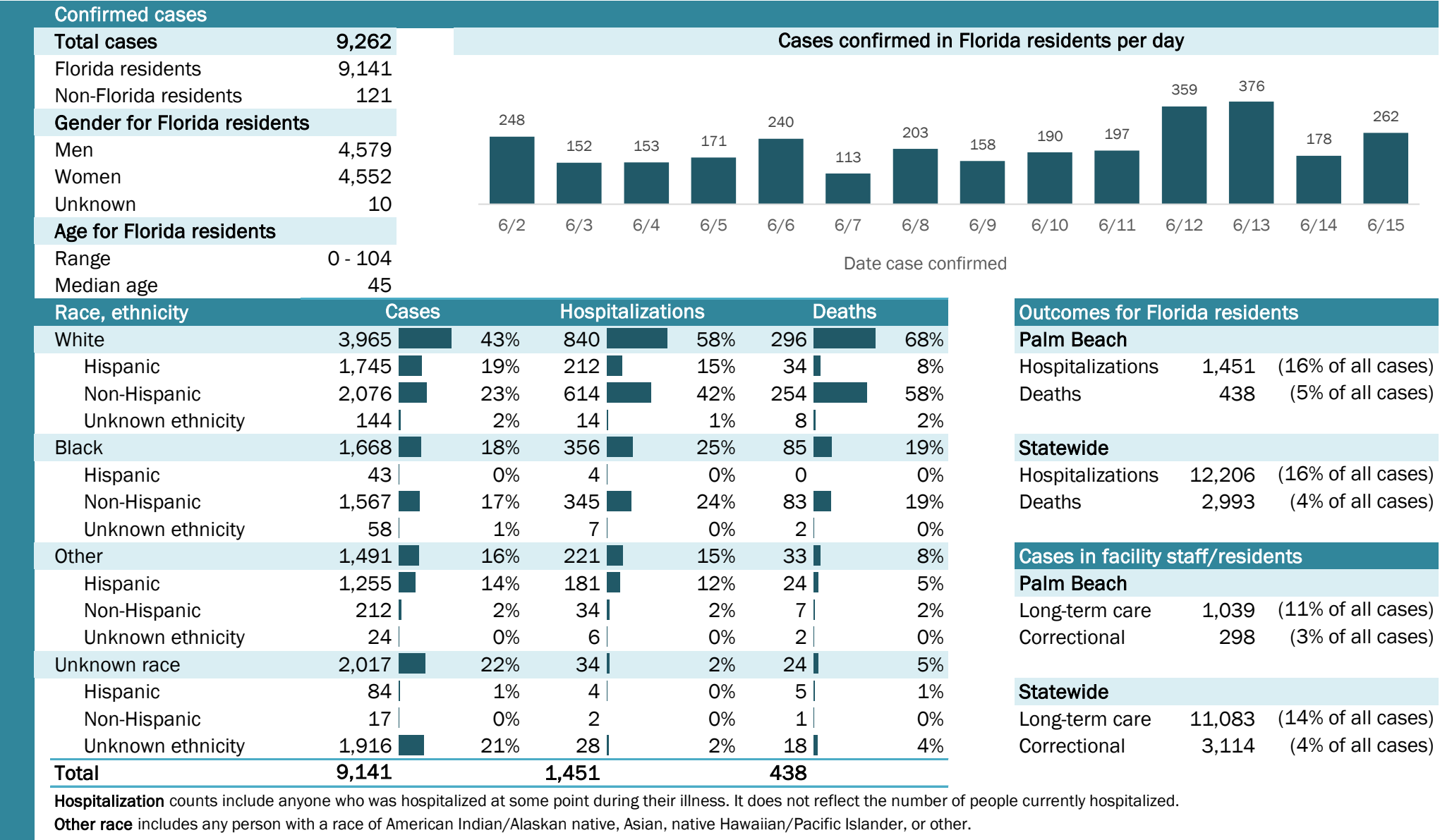
Data in this report are provisional and subject to change.



Coronavirus: summary for Palm Beach County

Data for Jun 16, 2020 (verified at 10 AM)

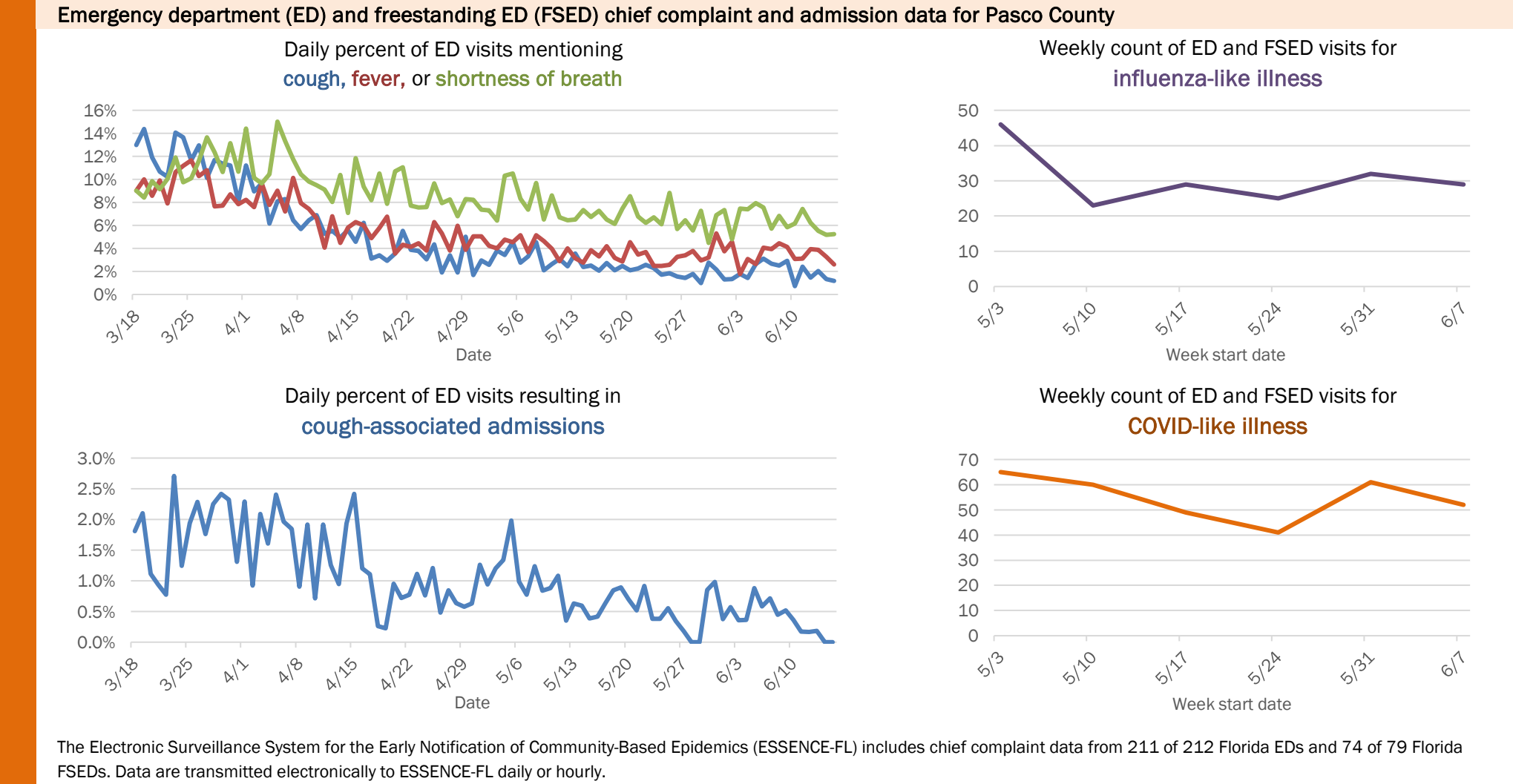
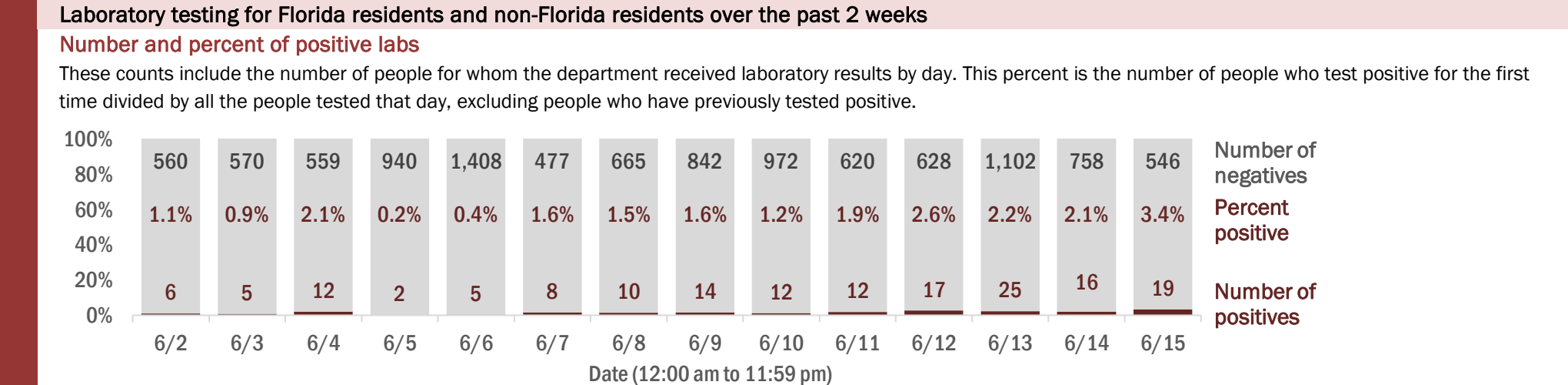
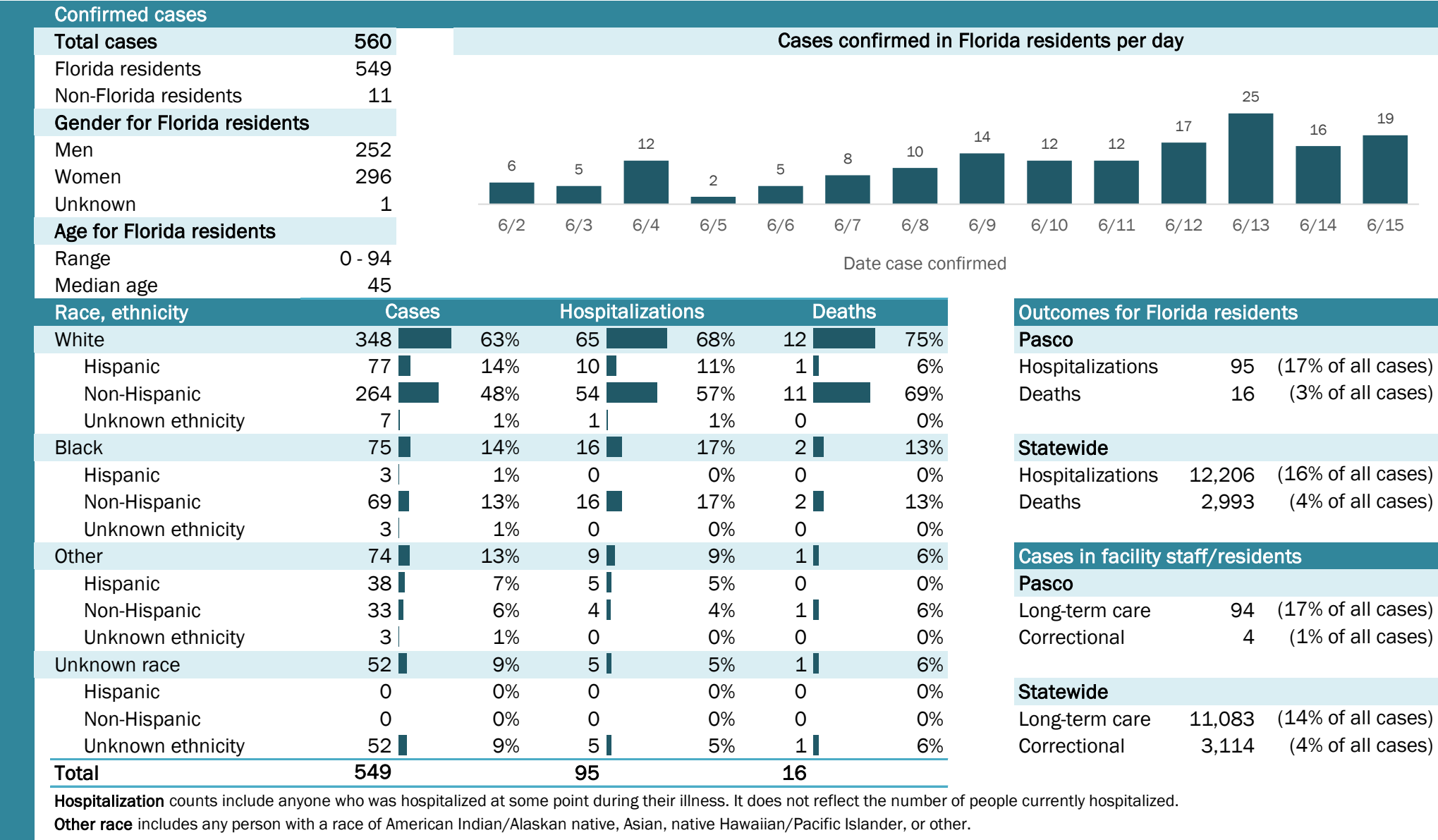
Data in this report are provisional and subject to change.



Coronavirus: summary for Pasco County

Data for Jun 16, 2020 (verified at 10 AM)

Data in this report are provisional and subject to change.

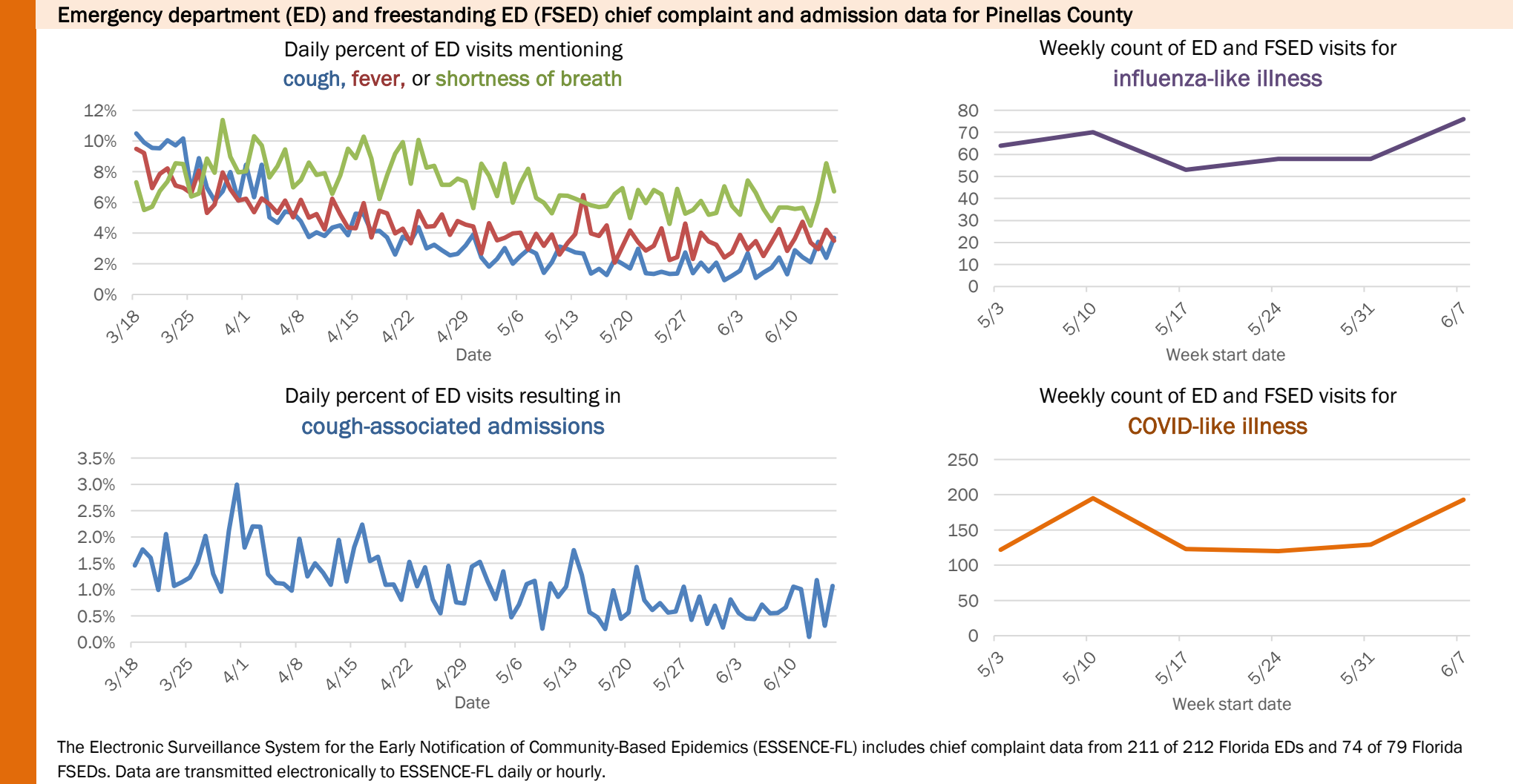
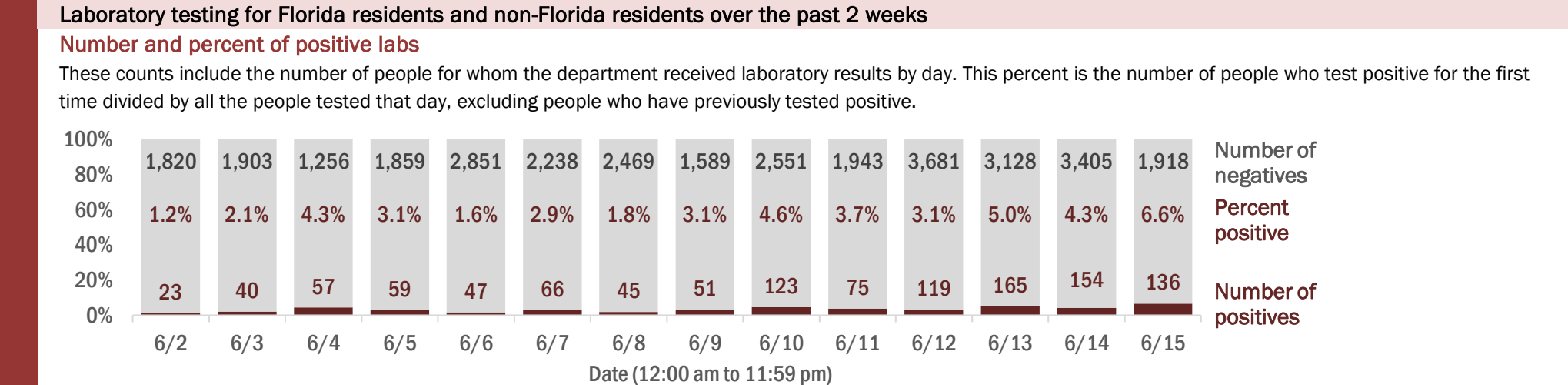
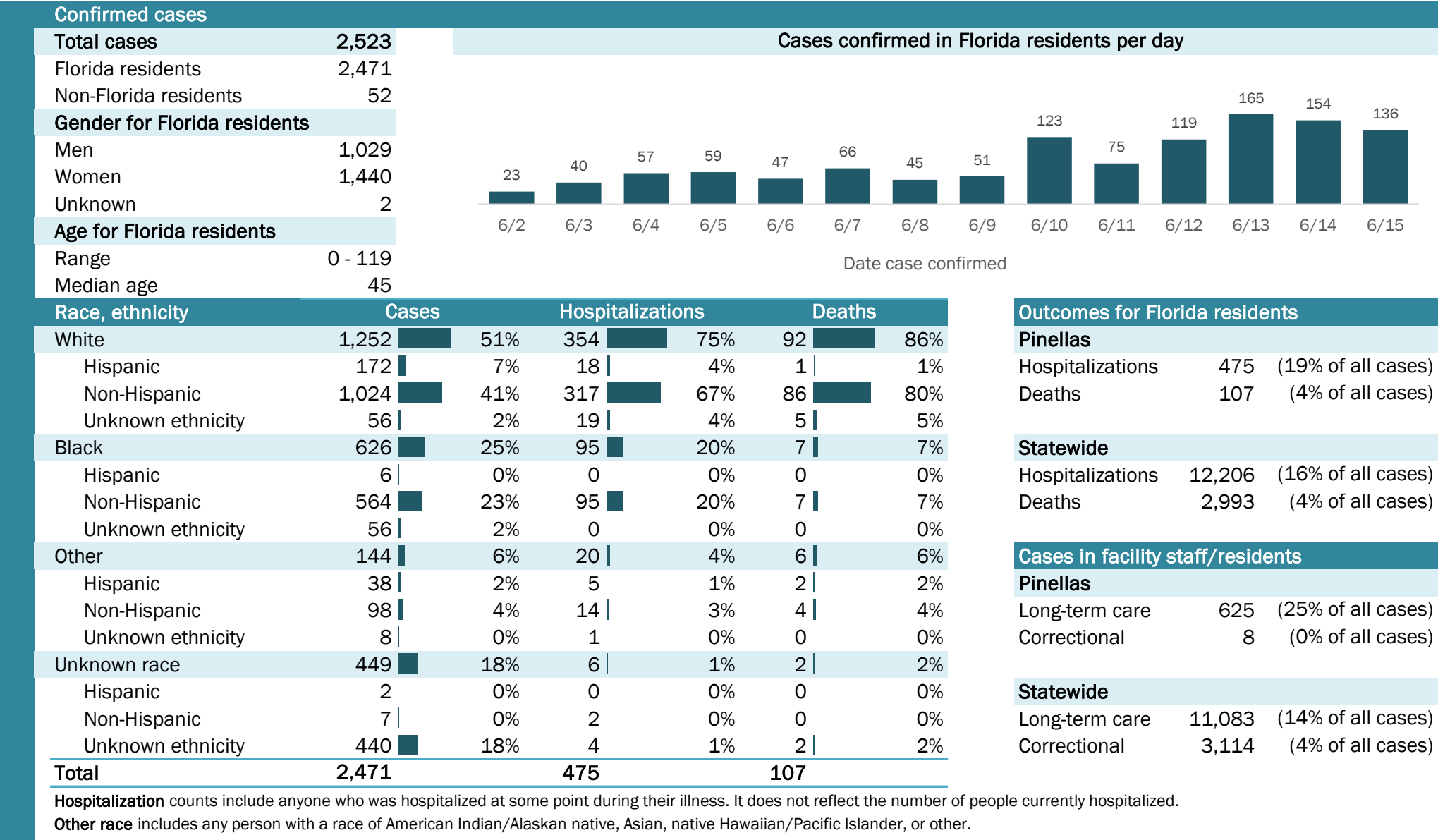


The Electronic Surveillance System for the Early Notification of Community-Based Epidemics (ESSENCE-FL) includes chief complaint data from 211 of 212 Florida EDs and 74 of 79 Florida FSEDs. Data are transmitted electronically to ESSENCE-FL daily or hourly.

Coronavirus: summary for Pinellas County

Data for Jun 16, 2020 (verified at 10 AM)

Data in this report are provisional and subject to change.



Coronavirus: summary for Polk County

Data for Jun 16, 2020 (verified at 10 AM)

Data in this report are provisional and subject to change.

Confirmed cases

Total cases

1,566

Florida residents

1,553

Non-Florida residents

13

Gender for Florida residents

Men

640

Women

913

Unknown

0

Age for Florida residents

Range

0 - 103

Median age

48

Cases confirmed in Florida residents per day

23

19

27

22

27

27

37

48

42

37

45

47

49

54

6/2

6/3

6/4

6/5

6/6

6/7

6/8

6/9

6/10

6/11

6/12

6/13

6/14

6/15

Date case confirmed

Race, ethnicity	Cases	Hospitalizations	Deaths
White	96962%	26870%	5269%
Hispanic	36323%	5314%	45%
Non-Hispanic	58838%	21155%	4864%
Unknown ethnicity	181%	41%	00%
Black	27818%	7620%	1317%
Hispanic	91%	31%	11%
Non-Hispanic	26217%	7219%	1216%
Unknown ethnicity	70%	10%	00%
Other	19613%	369%	912%
Hispanic	1127%	215%	45%
Non-Hispanic	624%	113%	45%
Unknown ethnicity	221%	41%	11%
Unknown race	1107%	31%	11%
Hispanic	20%	00%	00%
Non-Hispanic	10%	00%	00%
Unknown ethnicity	1077%	31%	11%
Total	1,553	383	75

Hospitalization

counts include anyone who was hospitalized at some point during their illness. It does not reflect the number of people currently hospitalized.

Other race

includes any person with a race of American Indian/Alaskan native, Asian, native Hawaiian/Pacific Islander, or other.

Outcomes for Florida residents

Polk

Hospitalizations

383

(25% of all cases)

Deaths

75

(5% of all cases)

Statewide

Hospitalizations

12,206

(16% of all cases)

Deaths

2,993

(4% of all cases)

Cases in facility staff/residents

Polk

Long-term care

359

(23% of all cases)

Correctional

1

(0% of all cases)

Statewide

Long-term care

11,083

(14% of all cases)

Correctional

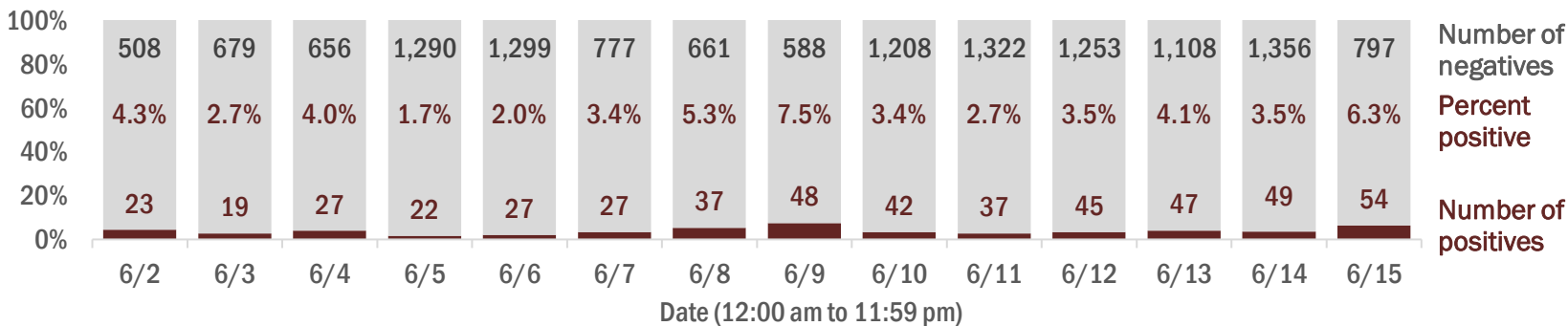
3,114

(4% of all cases)

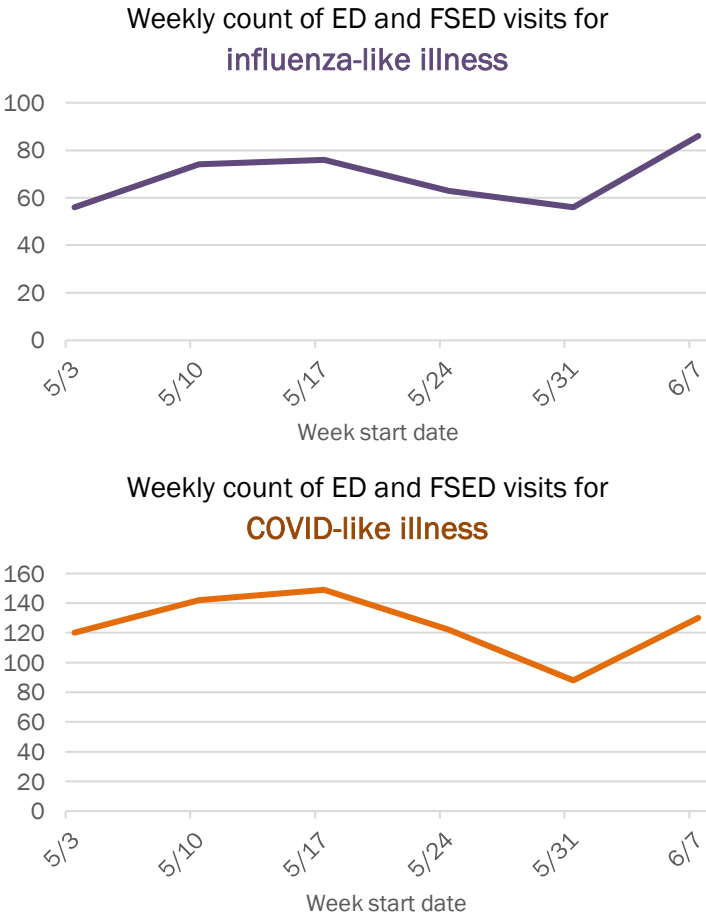
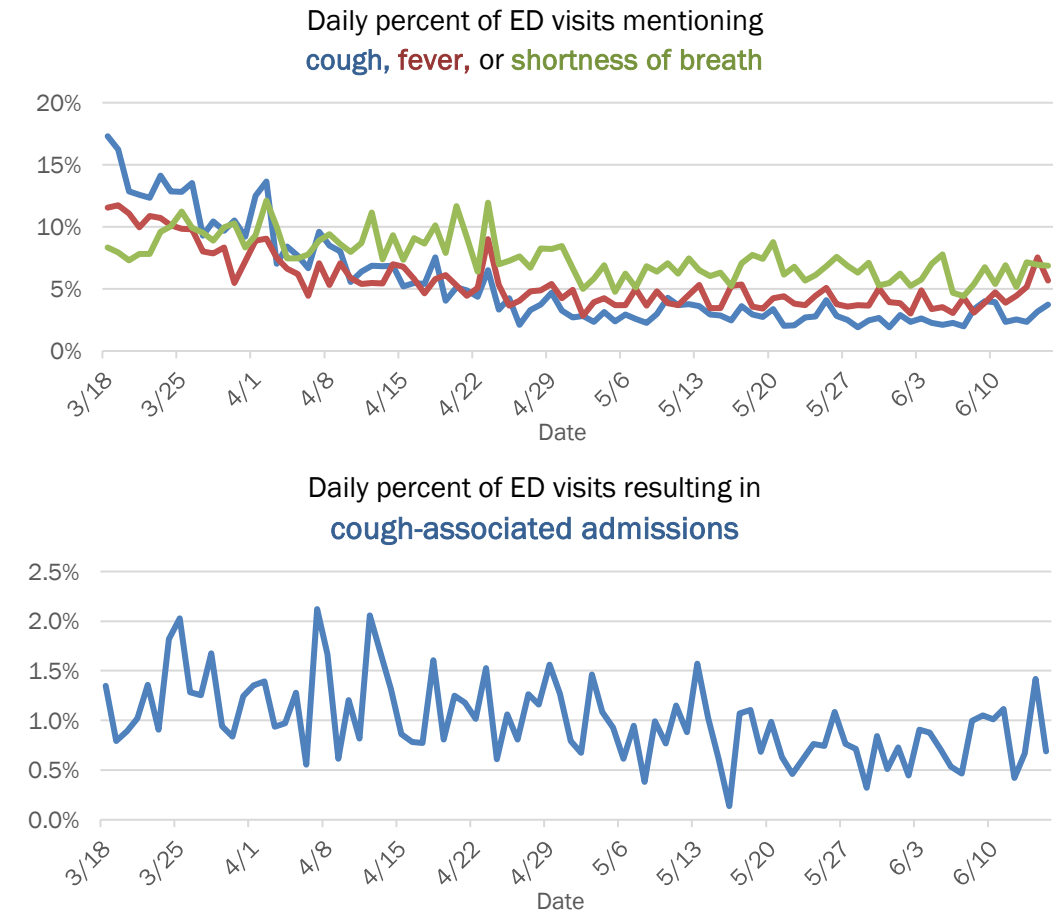
Laboratory testing for Florida residents and non-Florida residents over the past 2 weeks

Number and percent of positive labs

These counts include the number of people for whom the department received laboratory results by day. This percent is the number of people who test positive for the first time divided by all the people tested that day, excluding people who have previously tested positive.



Emergency department (ED) and freestanding ED (FSED) chief complaint and admission data for Polk County



The Electronic Surveillance System for the Early Notification of Community-Based Epidemics (ESSENCE-FL) includes chief complaint data from 211 of 212 Florida EDs and 74 of 79 Florida FSEDs. Data are transmitted electronically to ESSENCE-FL daily or hourly.

Coronavirus: summary for Putnam County

Data for Jun 16, 2020 (verified at 10 AM)

Data in this report are provisional and subject to change.

Confirmed cases

Total cases

198

Florida residents

198

Non-Florida residents

0

Gender for Florida residents

Men

75

Women

123

Unknown

0

Age for Florida residents

Range

2 - 98

Median age

43

Cases confirmed in Florida residents per day

2

10

1

7

1

1

5

1

3

5

6

6/2

6/3

6/4

6/5

6/6

6/7

6/8

6/9

6/10

6/11

6/12

6/13

6/14

6/15

Date case confirmed

Race, ethnicity	Cases	Hospitalizations	Deaths
White	10553%	1456%	350%
Hispanic	32%	00%	00%
Non-Hispanic	10252%	1456%	350%
Unknown ethnicity	00%	00%	00%
Black	8342%	936%	350%
Hispanic	00%	00%	00%
Non-Hispanic	8241%	832%	233%
Unknown ethnicity	11%	14%	117%
Other	95%	28%	00%
Hispanic	63%	28%	00%
Non-Hispanic	21%	00%	00%
Unknown ethnicity	11%	00%	00%
Unknown race	11%	00%	00%
Hispanic	00%	00%	00%
Non-Hispanic	00%	00%	00%
Unknown ethnicity	11%	00%	00%
Total	198	25	6

Hospitalization

counts include anyone who was hospitalized at some point during their illness. It does not reflect the number of people currently hospitalized.

Other race

includes any person with a race of American Indian/Alaskan native, Asian, native Hawaiian/Pacific Islander, or other.

Outcomes for Florida residents

Putnam

Hospitalizations

25

(13% of all cases)

Deaths

6

(3% of all cases)

Statewide

Hospitalizations

12,206

(16% of all cases)

Deaths

2,993

(4% of all cases)

Cases in facility staff/residents

Putnam

Long-term care

52

(26% of all cases)

Correctional

2

(1% of all cases)

Statewide

Long-term care

11,083

(14% of all cases)

Correctional

3,114

(4% of all cases)

Laboratory testing for Florida residents and non-Florida residents over the past 2 weeks

Number and percent of positive labs

These counts include the number of people for whom the department received laboratory results by day. This percent is the number of people who test positive for the first time divided by all the people tested that day, excluding people who have previously tested positive.

100%
80%
60%
40%
20%
0%

61

157

59

147

147

62

60

51

85

70

61

143

85

125

3.2%

6.0%

1.7%

4.5%

0.0%

0.0%

1.6%

1.9%

5.6%

1.4%

4.7%

3.4%

0.0%

4.6%

2

10

1

7

0

0

1

1

5

1

3

5

0

6

6/2

6/3

6/4

6/5

6/6

6/7

6/8

6/9

6/10

6/11

6/12

6/13

6/14

6/15

Date (12:00 am to 11:59 pm)

Number of negatives

Percent positive

Number of positives

Emergency department (ED) and freestanding ED (FSED) chief complaint and admission data for Putnam County

Daily percent of ED visits mentioning
cough, fever, or shortness of breath

25%
20%
15%
10%
5%
0%

3/18

3/25

4/1

4/8

4/15

4/22

4/29

5/6

5/13

5/20

5/27

6/3

6/10

Date

Daily percent of ED visits resulting in
cough-associated admissions

6.0%
5.0%
4.0%
3.0%
2.0%
1.0%
0.0%

3/18

3/25

4/1

4/8

4/15

4/22

4/29

5/6

5/13

5/20

5/27

6/3

6/10

Date

Weekly count of ED and FSED visits for
influenza-like illness

18
16
14
12
10
8
6
4
2
0

5/3

5/10

5/17

5/24

5/31

6/7

Week start date

Weekly count of ED and FSED visits for
COVID-like illness

25
20
15
10
5
0

5/3

5/10

5/17

5/24

5/31

6/7

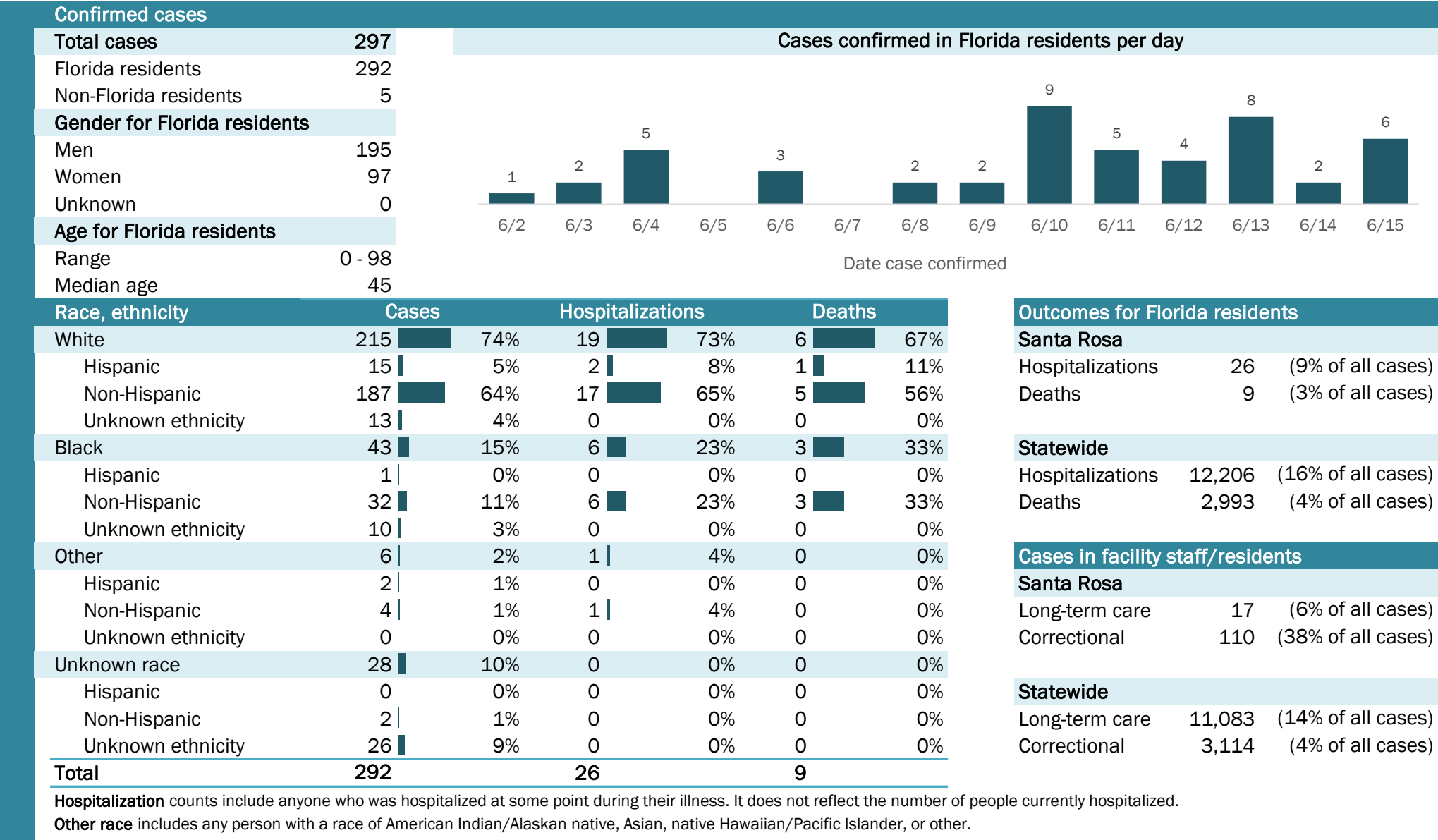
Week start date

The Electronic Surveillance System for the Early Notification of Community-Based Epidemics (ESSENCE-FL) includes chief complaint data from 211 of 212 Florida EDs and 74 of 79 Florida FSEDs. Data are transmitted electronically to ESSENCE-FL daily or hourly.

Coronavirus: summary for Santa Rosa County

Data for Jun 16, 2020 (verified at 10 AM)

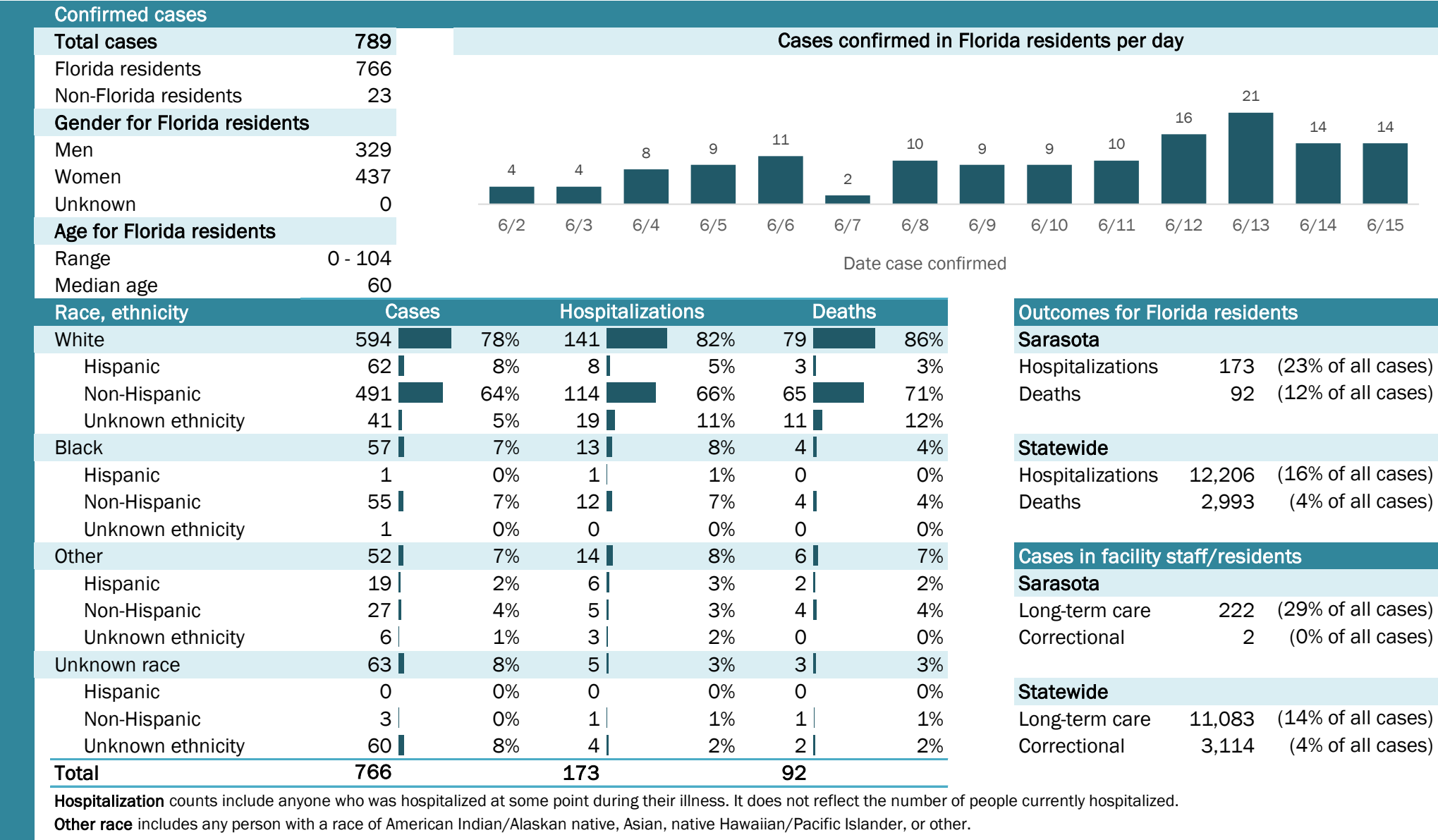
Data in this report are provisional and subject to change.



Coronavirus: summary for Sarasota County

Data for Jun 16, 2020 (verified at 10 AM)

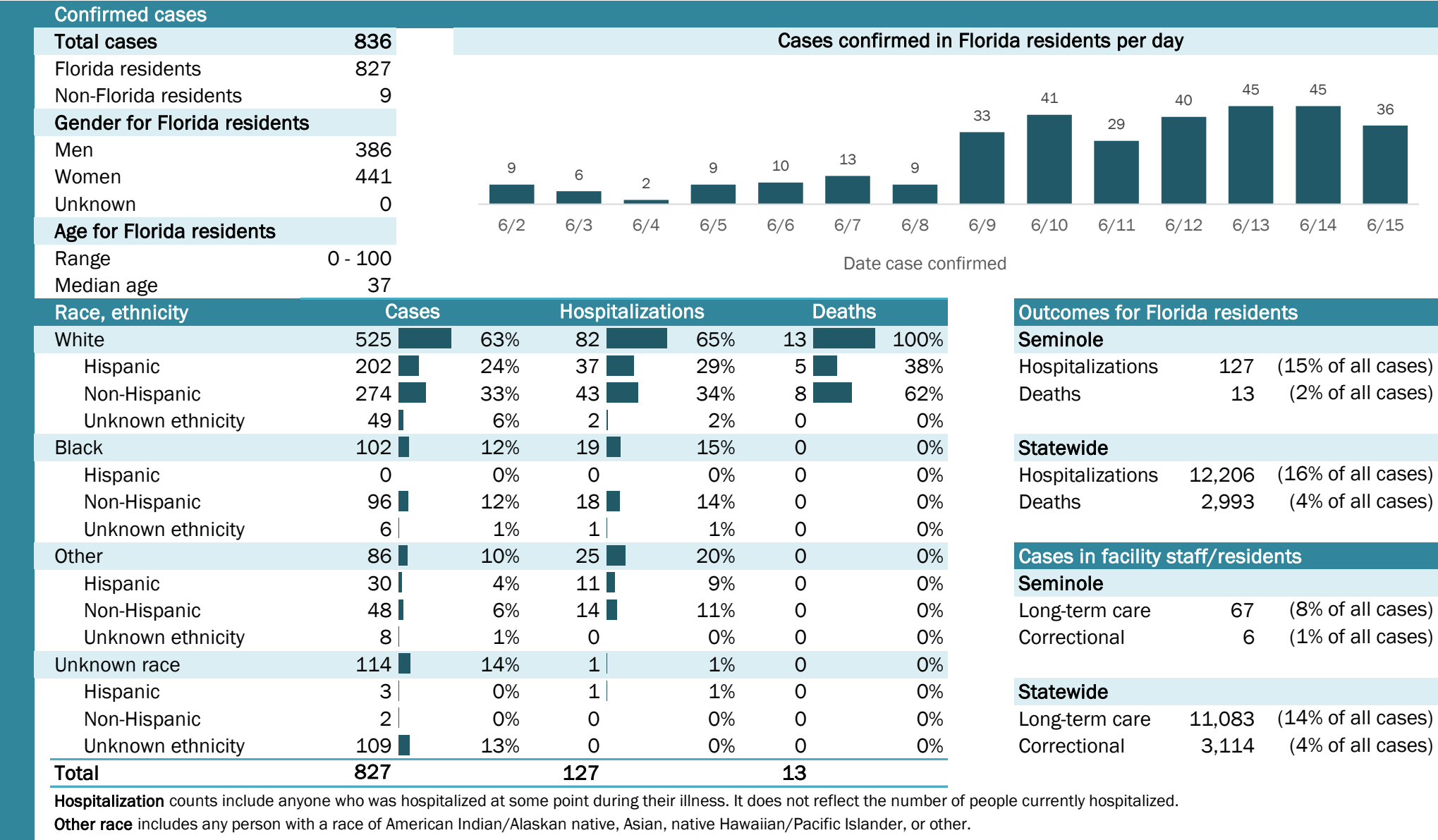
Data in this report are provisional and subject to change.



Coronavirus: summary for Seminole County

Data for Jun 16, 2020 (verified at 10 AM)

Data in this report are provisional and subject to change.



Coronavirus: summary for St. Johns County

Data for Jun 16, 2020 (verified at 10 AM)

Data in this report are provisional and subject to change.

Confirmed cases

Total cases

333

Florida residents

323

Non-Florida residents

10

Gender for Florida residents

Men

161

Women

162

Unknown

0

Age for Florida residents

Range

2 - 97

Median age

51

Cases confirmed in Florida residents per day

1

2

2

5

3

3

2

1

3

3

7

10

6

17

6/2

6/3

6/4

6/5

6/6

6/7

6/8

6/9

6/10

6/11

6/12

6/13

6/14

6/15

Date case confirmed

Race, ethnicity

Cases

Hospitalizations

Deaths

White

238

74%

39

83%

6

100%

Hispanic

16

5%

3

6%

0

0%

Non-Hispanic

212

66%

34

72%

6

100%

Unknown ethnicity

10

3%

2

4%

0

0%

Black

20

6%

2

4%

0

0%

Hispanic

0

0%

0

0%

0

0%

Non-Hispanic

19

6%

2

4%

0

0%

Unknown ethnicity

1

0%

0

0%

0

0%

Other

19

6%

5

11%

0

0%

Hispanic

3

1%

0

0%

0

0%

Non-Hispanic

13

4%

4

9%

0

0%

Unknown ethnicity

3

1%

1

2%

0

0%

Unknown race

46

14%

1

2%

0

0%

Hispanic

2

1%

0

0%

0

0%

Non-Hispanic

0

0%

0

0%

0

0%

Unknown ethnicity

44

14%

1

2%

0

0%

Total

323

47

6

Outcomes for Florida residents

St. Johns

Hospitalizations

47

(15% of all cases)

Deaths

6

(2% of all cases)

Statewide

Hospitalizations

12,206

(16% of all cases)

Deaths

2,993

(4% of all cases)

Cases in facility staff/residents

St. Johns

Long-term care

17

(5% of all cases)

Correctional

2

(1% of all cases)

Statewide

Long-term care

11,083

(14% of all cases)

Correctional

3,114

(4% of all cases)

Hospitalization counts include anyone who was hospitalized at some point during their illness. It does not reflect the number of people currently hospitalized.

Other race includes any person with a race of American Indian/Alaskan native, Asian, native Hawaiian/Pacific Islander, or other.

Laboratory testing for Florida residents and non-Florida residents over the past 2 weeks

Number and percent of positive labs

These counts include the number of people for whom the department received laboratory results by day. This percent is the number of people who test positive for the first time divided by all the people tested that day, excluding people who have previously tested positive.

100%

80%

60%

40%

20%

0%

232

206

466

391

548

241

294

256

231

246

186

241

186

253

0.4%

1.0%

0.4%

1.3%

0.5%

1.2%

0.7%

0.4%

1.3%

1.2%

3.6%

4.0%

3.1%

6.3%

1

2

2

5

3

3

2

1

3

3

7

10

6

17

6/2

6/3

6/4

6/5

6/6

6/7

6/8

6/9

6/10

6/11

6/12

6/13

6/14

6/15

Date (12:00 am to 11:59 pm)

Number of negatives

Percent positive

Number of positives

Emergency department (ED) and freestanding ED (FSED) chief complaint and admission data for St. Johns County

Daily percent of ED visits mentioning cough, fever, or shortness of breath

Weekly count of ED and FSED visits for influenza-like illness

Daily percent of ED visits resulting in cough-associated admissions

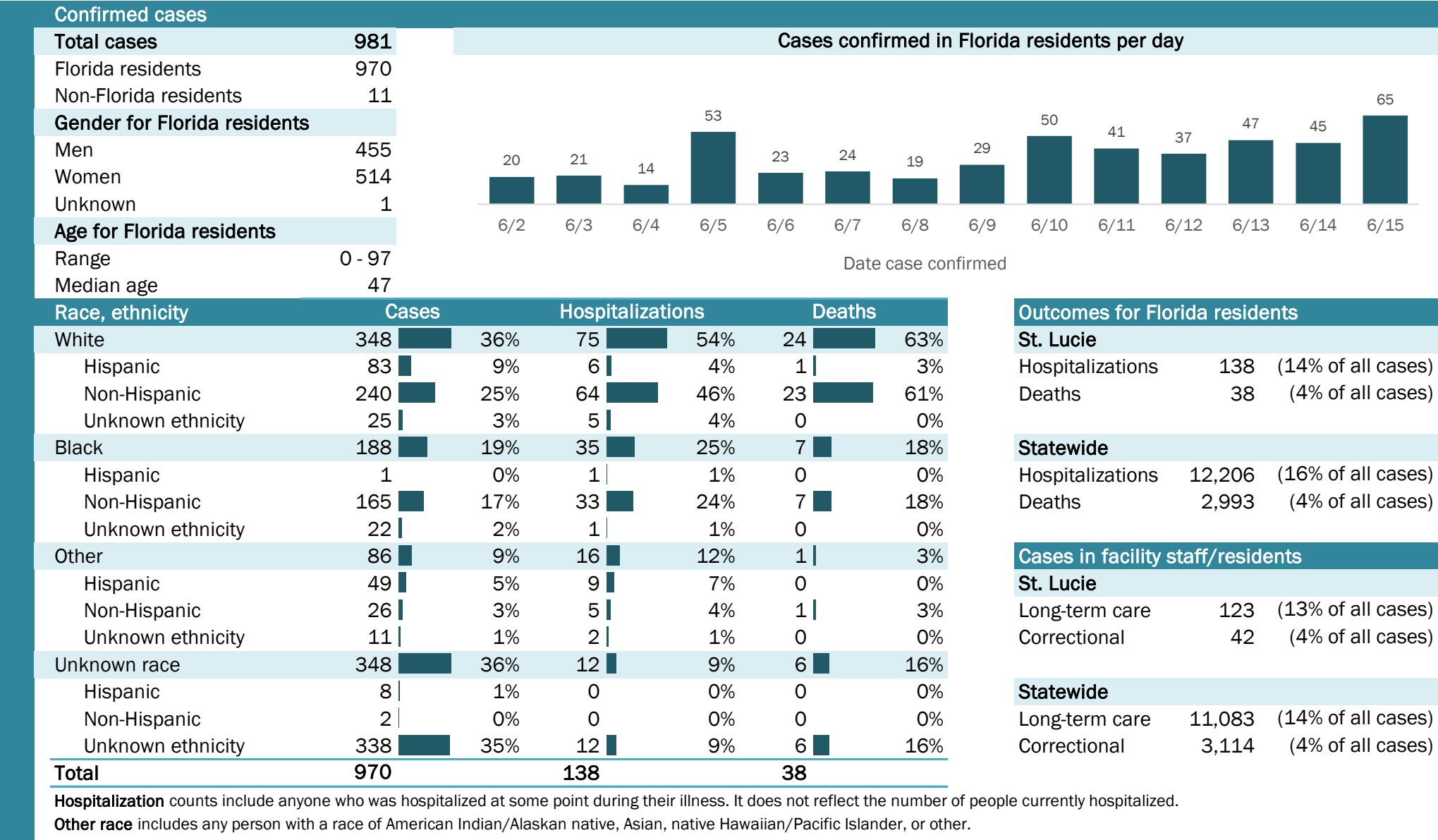
Weekly count of ED and FSED visits for COVID-like illness

The Electronic Surveillance System for the Early Notification of Community-Based Epidemics (ESSENCE-FL) includes chief complaint data from 211 of 212 Florida EDs and 74 of 79 Florida FSEDs. Data are transmitted electronically to ESSENCE-FL daily or hourly.

Coronavirus: summary for St. Lucie County

Data for Jun 16, 2020 (verified at 10 AM)

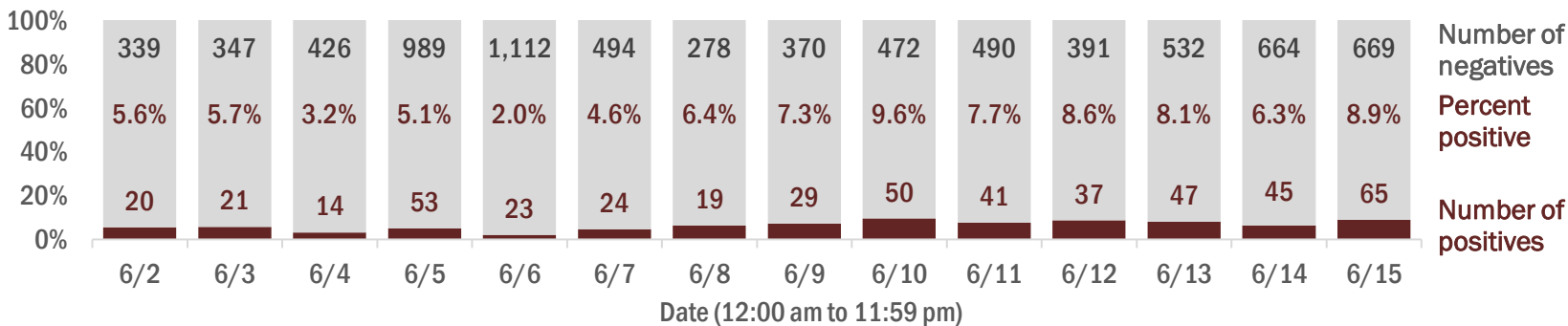
Data in this report are provisional and subject to change.



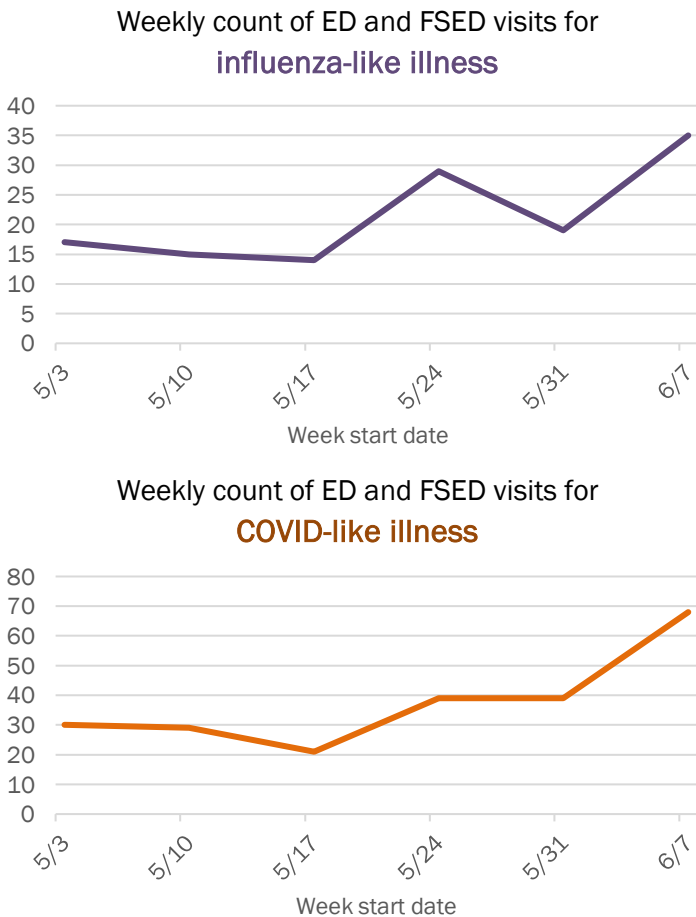
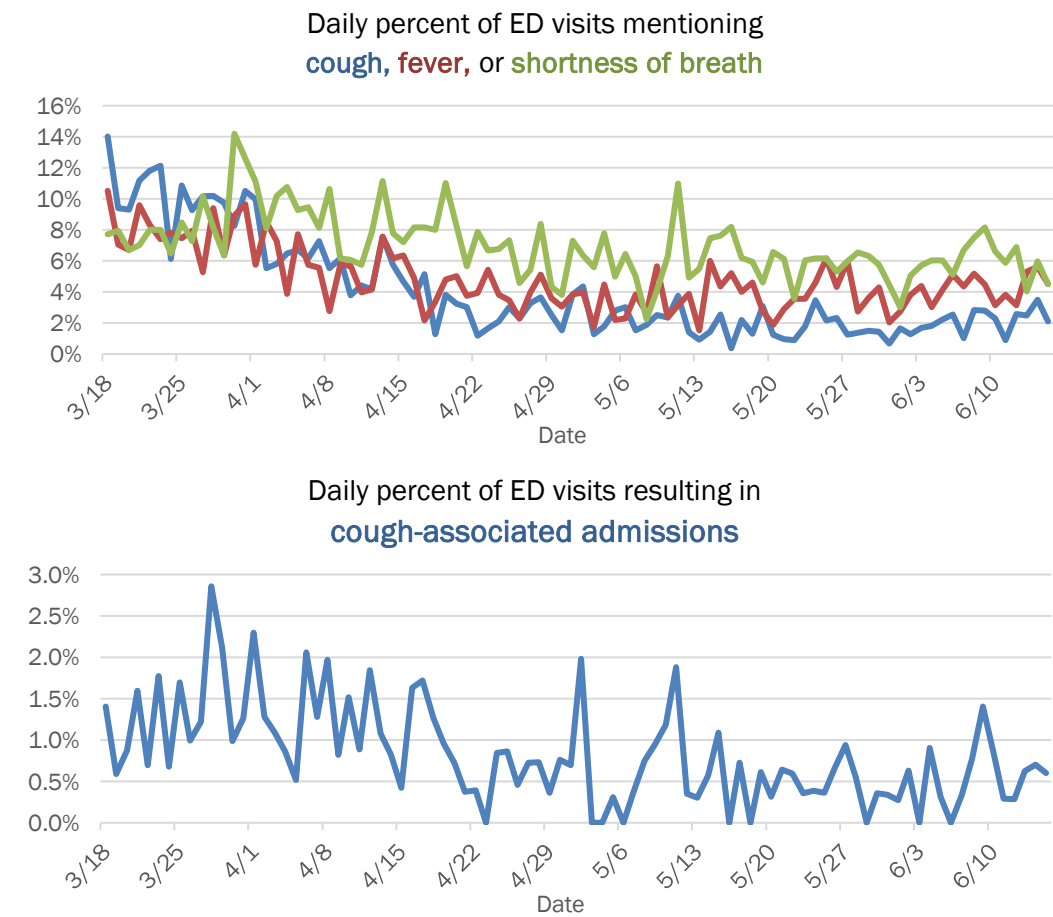
Laboratory testing for Florida residents and non-Florida residents over the past 2 weeks

Number and percent of positive labs

These counts include the number of people for whom the department received laboratory results by day. This percent is the number of people who test positive for the first time divided by all the people tested that day, excluding people who have previously tested positive.



Emergency department (ED) and freestanding ED (FSED) chief complaint and admission data for St. Lucie County



The Electronic Surveillance System for the Early Notification of Community-Based Epidemics (ESSENCE-FL) includes chief complaint data from 211 of 212 Florida EDs and 74 of 79 Florida FSEDs. Data are transmitted electronically to ESSENCE-FL daily or hourly.

Coronavirus: summary for Sumter County

Data for Jun 16, 2020 (verified at 10 AM)

Data in this report are provisional and subject to change.

Confirmed cases

Total cases

268

Florida residents

266

Non-Florida residents

2

Gender for Florida residents

Men

188

Women

78

Unknown

0

Age for Florida residents

Range

10 - 92

Median age

65

Cases confirmed in Florida residents per day

3

2

1

1

2

1

1

1

6/2

6/3

6/4

6/5

6/6

6/7

6/8

6/9

6/10

6/11

6/12

6/13

6/14

6/15

Date case confirmed

Race, ethnicity	Cases	Hospitalizations	Deaths
White	223	39	15
Hispanic	15	3	0
Non-Hispanic	205	36	15
Unknown ethnicity	3	0	0
Black	34	5	1
Hispanic	0	0	0
Non-Hispanic	34	5	1
Unknown ethnicity	0	0	0
Other	5	1	1
Hispanic	2	0	0
Non-Hispanic	3	1	1
Unknown ethnicity	0	0	0
Unknown race	4	0	0
Hispanic	0	0	0
Non-Hispanic	0	0	0
Unknown ethnicity	4	0	0
Total	266	45	17

Hospitalization

counts include anyone who was hospitalized at some point during their illness. It does not reflect the number of people currently hospitalized.

Other race

includes any person with a race of American Indian/Alaskan native, Asian, native Hawaiian/Pacific Islander, or other.

Outcomes for Florida residents

Sumter

Hospitalizations

45

(17% of all cases)

Deaths

17

(6% of all cases)

Statewide

Hospitalizations

12,206

(16% of all cases)

Deaths

2,993

(4% of all cases)

Cases in facility staff/residents

Sumter

Long-term care

10

(4% of all cases)

Correctional

115

(43% of all cases)

Statewide

Long-term care

11,083

(14% of all cases)

Correctional

3,114

(4% of all cases)

Laboratory testing for Florida residents and non-Florida residents over the past 2 weeks

Number and percent of positive labs

These counts include the number of people for whom the department received laboratory results by day. This percent is the number of people who test positive for the first time divided by all the people tested that day, excluding people who have previously tested positive.

100%

80%

60%

40%

20%

0%

96

73

92

176

340

136

96

79

137

102

100

140

245

108

3.0%

2.7%

0.0%

0.6%

0.0%

0.0%

1.0%

2.5%

0.0%

0.0%

1.0%

0.0%

0.4%

0.9%

3

2

0

1

0

0

1

2

0

0

1

0

1

1

6/2

6/3

6/4

6/5

6/6

6/7

6/8

6/9

6/10

6/11

6/12

6/13

6/14

6/15

Date (12:00 am to 11:59 pm)

Number of negatives

Percent positive

Number of positives

Emergency department (ED) and freestanding ED (FSED) chief complaint and admission data for Sumter County

Daily percent of ED visits mentioning
cough, fever, or shortness of breath

18%

16%

14%

12%

10%

8%

6%

4%

2%

0%

3/18

3/25

4/1

4/8

4/15

4/22

4/29

5/6

5/13

5/20

5/27

6/3

6/10

Date

Daily percent of ED visits resulting in
cough-associated admissions

6.0%

5.0%

4.0%

3.0%

2.0%

1.0%

0.0%

3/18

3/25

4/1

4/8

4/15

4/22

4/29

5/6

5/13

5/20

5/27

6/3

6/10

Date

Weekly count of ED and FSED visits for
influenza-like illness

12

10

8

6

4

2

0

5/3

5/10

5/17

5/24

5/31

6/7

Week start date

Weekly count of ED and FSED visits for
COVID-like illness

18

16

14

12

10

8

6

4

2

0

5/3

5/10

5/17

5/24

5/31

6/7

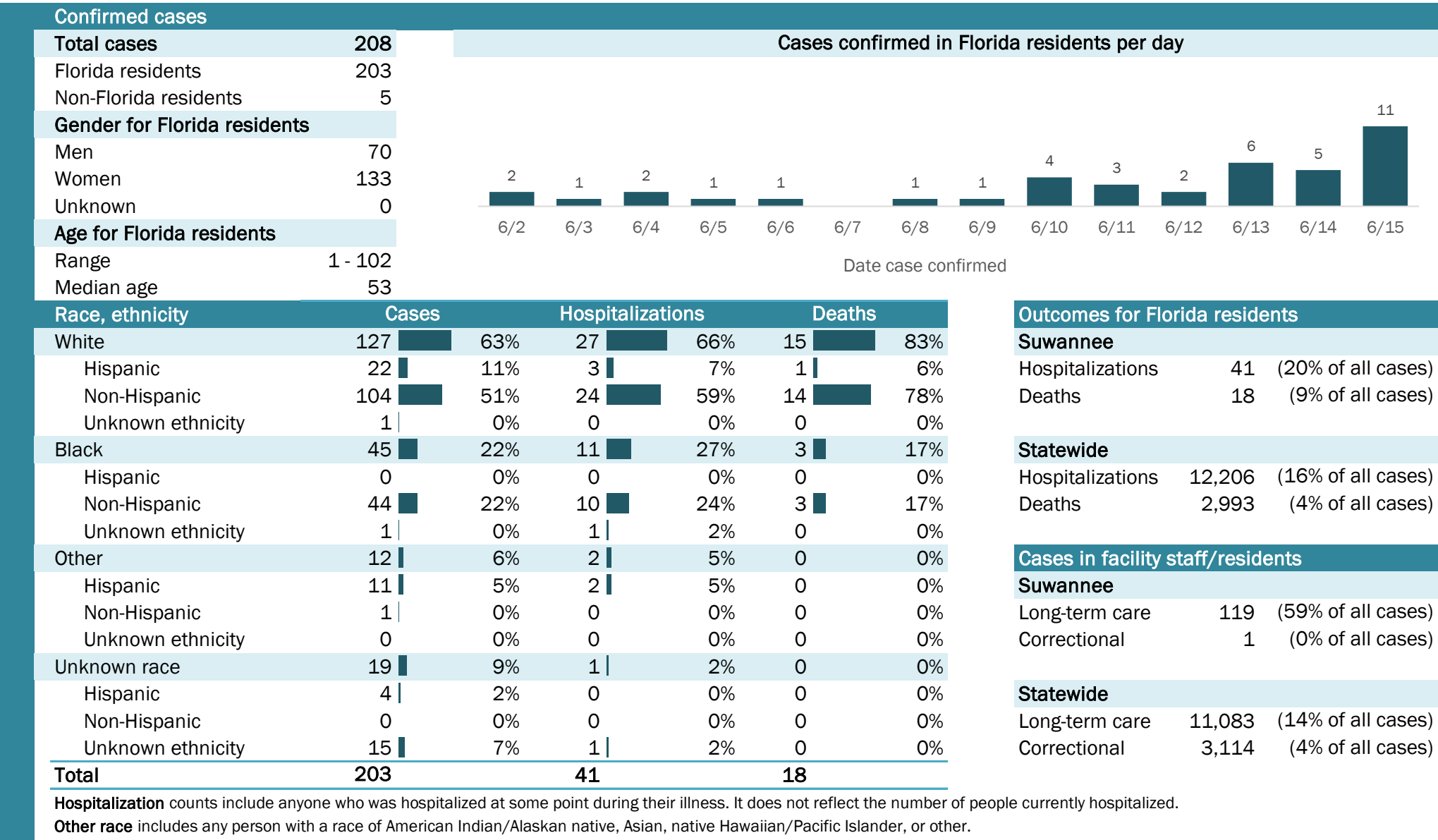
Week start date

The Electronic Surveillance System for the Early Notification of Community-Based Epidemics (ESSENCE-FL) includes chief complaint data from 211 of 212 Florida EDs and 74 of 79 Florida FSEDs. Data are transmitted electronically to ESSENCE-FL daily or hourly.

Coronavirus: summary for Suwannee County

Data for Jun 16, 2020 (verified at 10 AM)

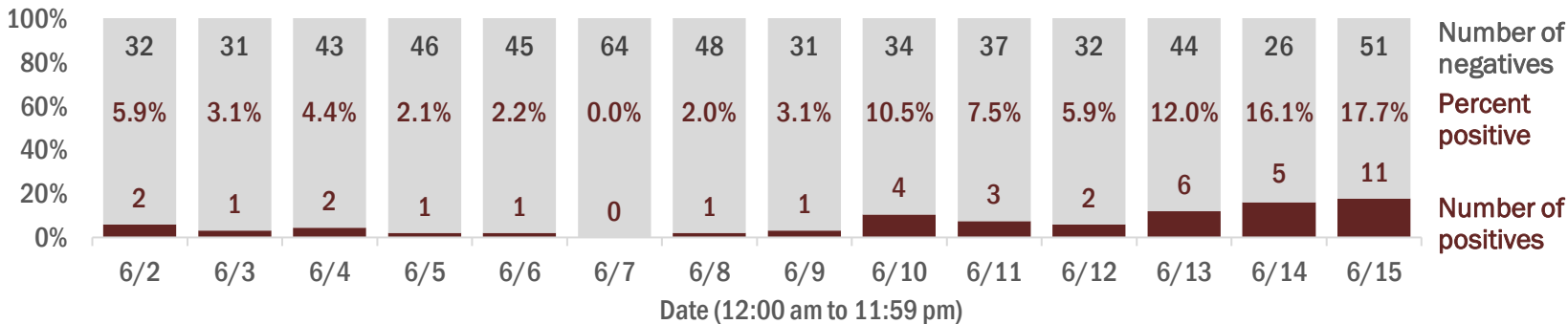
Data in this report are provisional and subject to change.



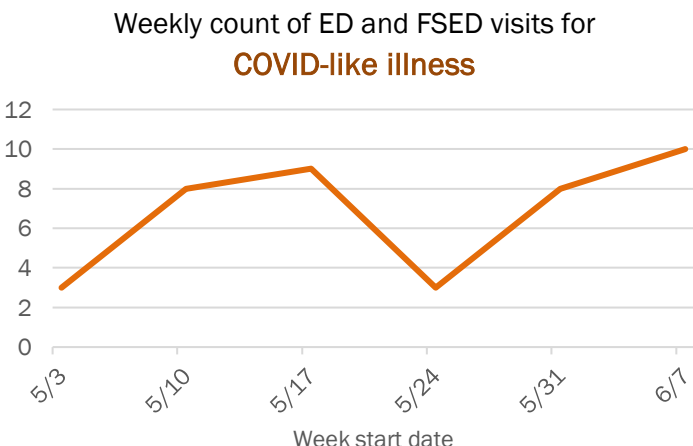
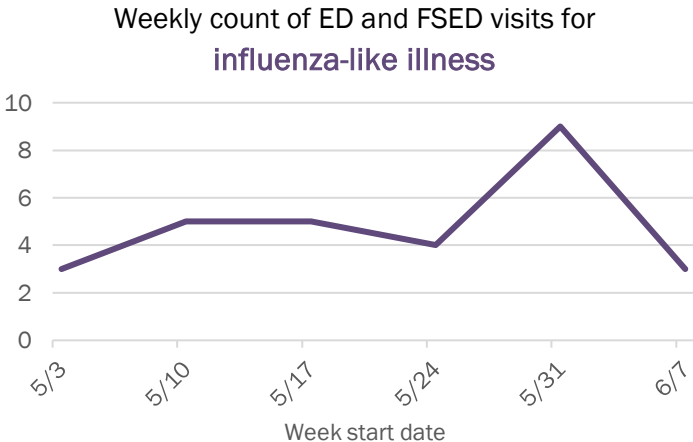
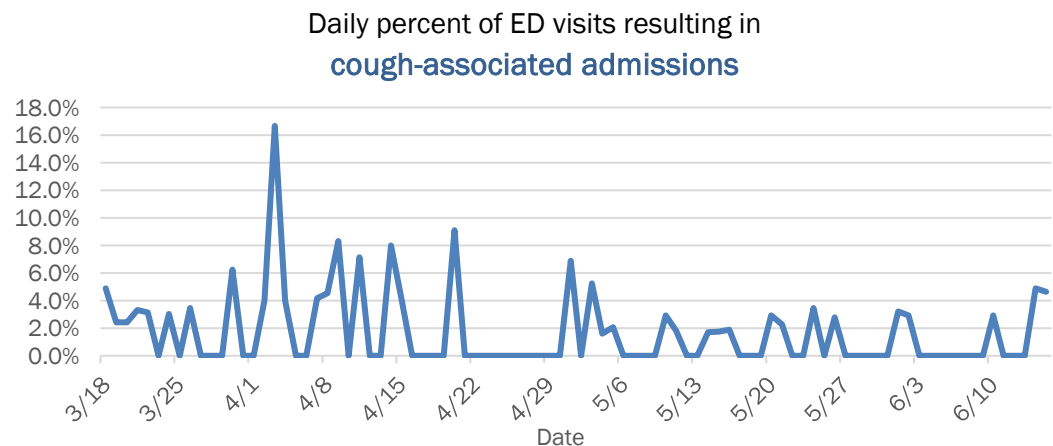
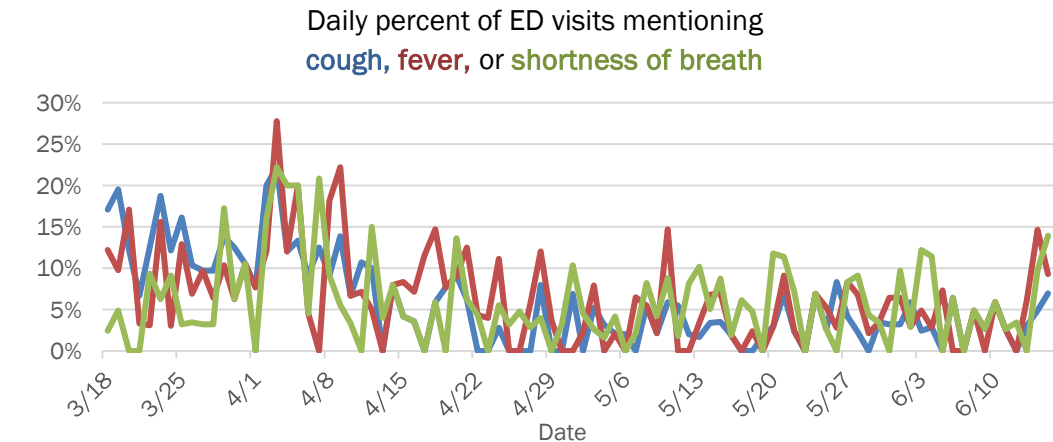
Laboratory testing for Florida residents and non-Florida residents over the past 2 weeks

Number and percent of positive labs

These counts include the number of people for whom the department received laboratory results by day. This percent is the number of people who test positive for the first time divided by all the people tested that day, excluding people who have previously tested positive.



Emergency department (ED) and freestanding ED (FSED) chief complaint and admission data for Suwannee County

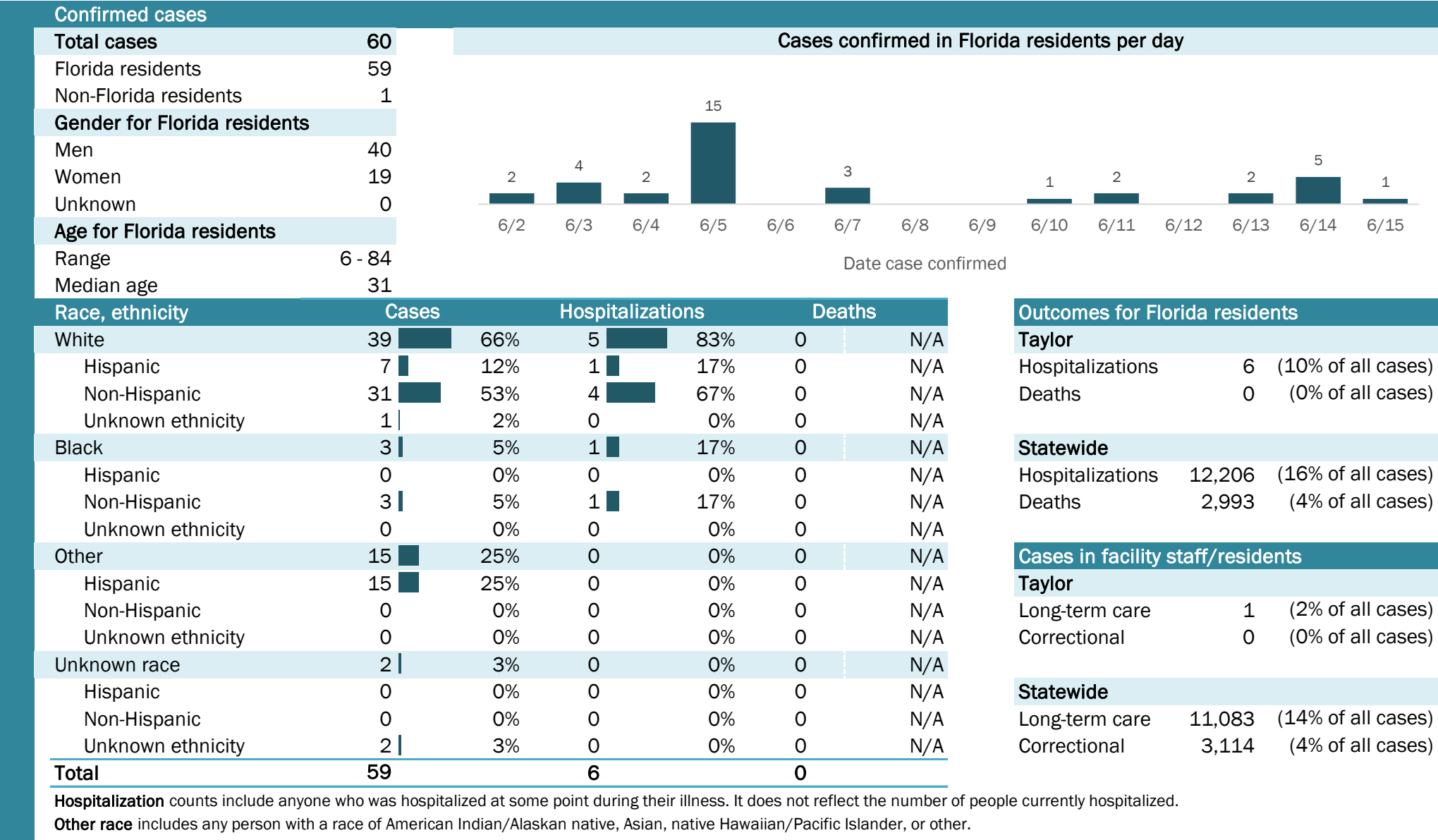


The Electronic Surveillance System for the Early Notification of Community-Based Epidemics (ESSENCE-FL) includes chief complaint data from 211 of 212 Florida EDs and 74 of 79 Florida FSEDs. Data are transmitted electronically to ESSENCE-FL daily or hourly.

Coronavirus: summary for Taylor County

Data for Jun 16, 2020 (verified at 10 AM)

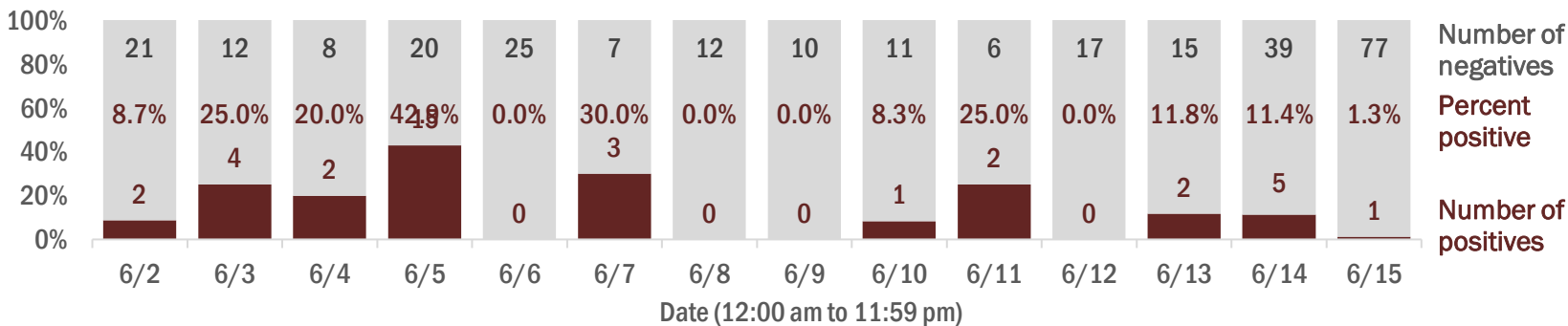
Data in this report are provisional and subject to change.



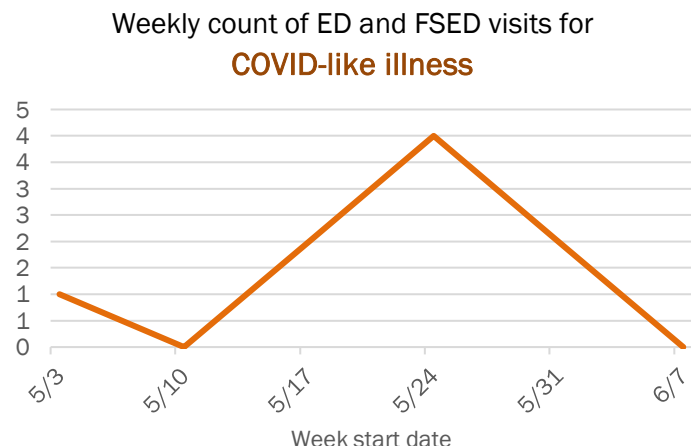
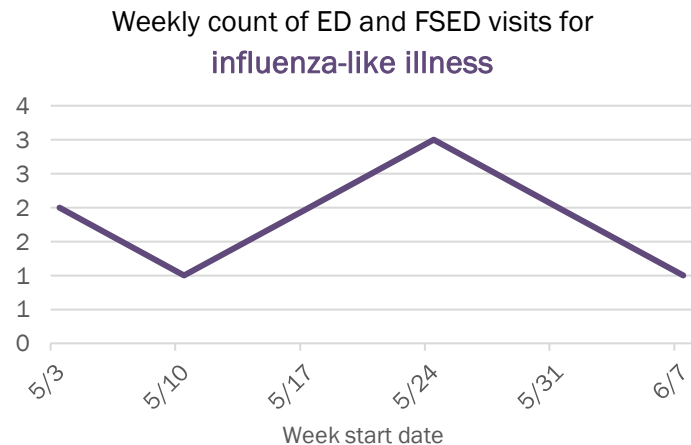
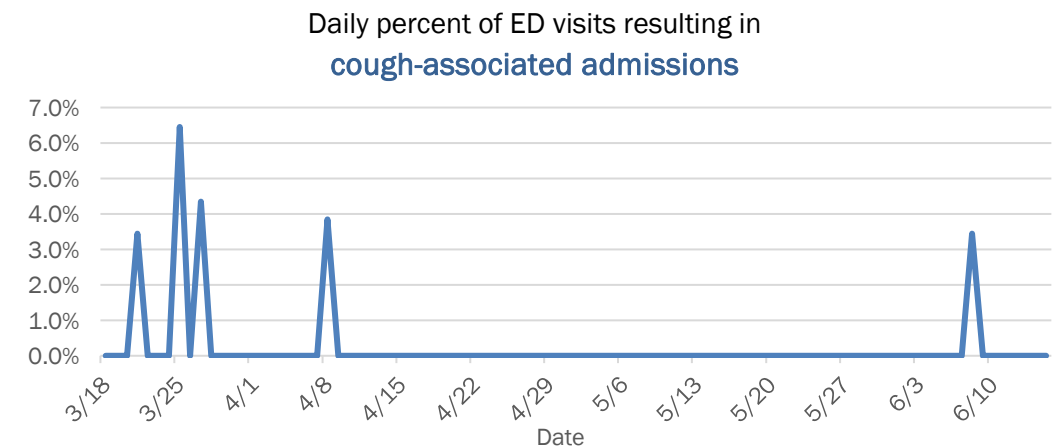
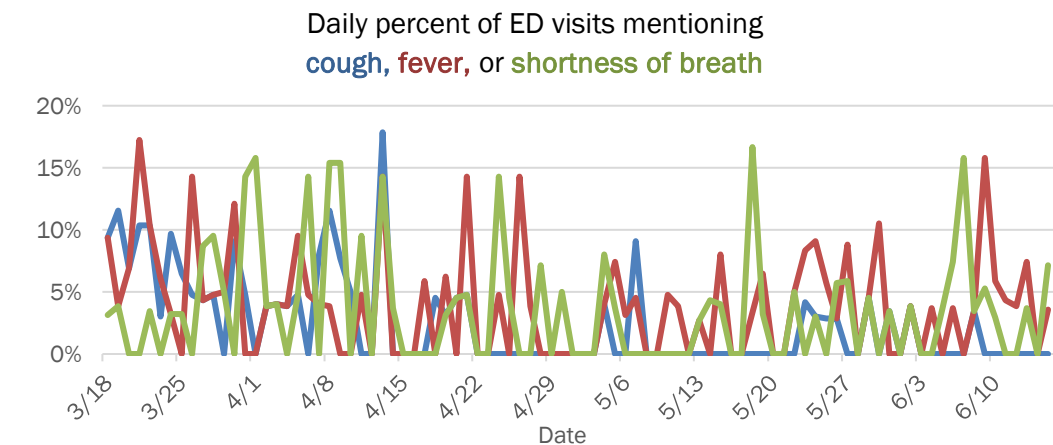
Laboratory testing for Florida residents and non-Florida residents over the past 2 weeks

Number and percent of positive labs

These counts include the number of people for whom the department received laboratory results by day. This percent is the number of people who test positive for the first time divided by all the people tested that day, excluding people who have previously tested positive.



Emergency department (ED) and freestanding ED (FSED) chief complaint and admission data for Taylor County

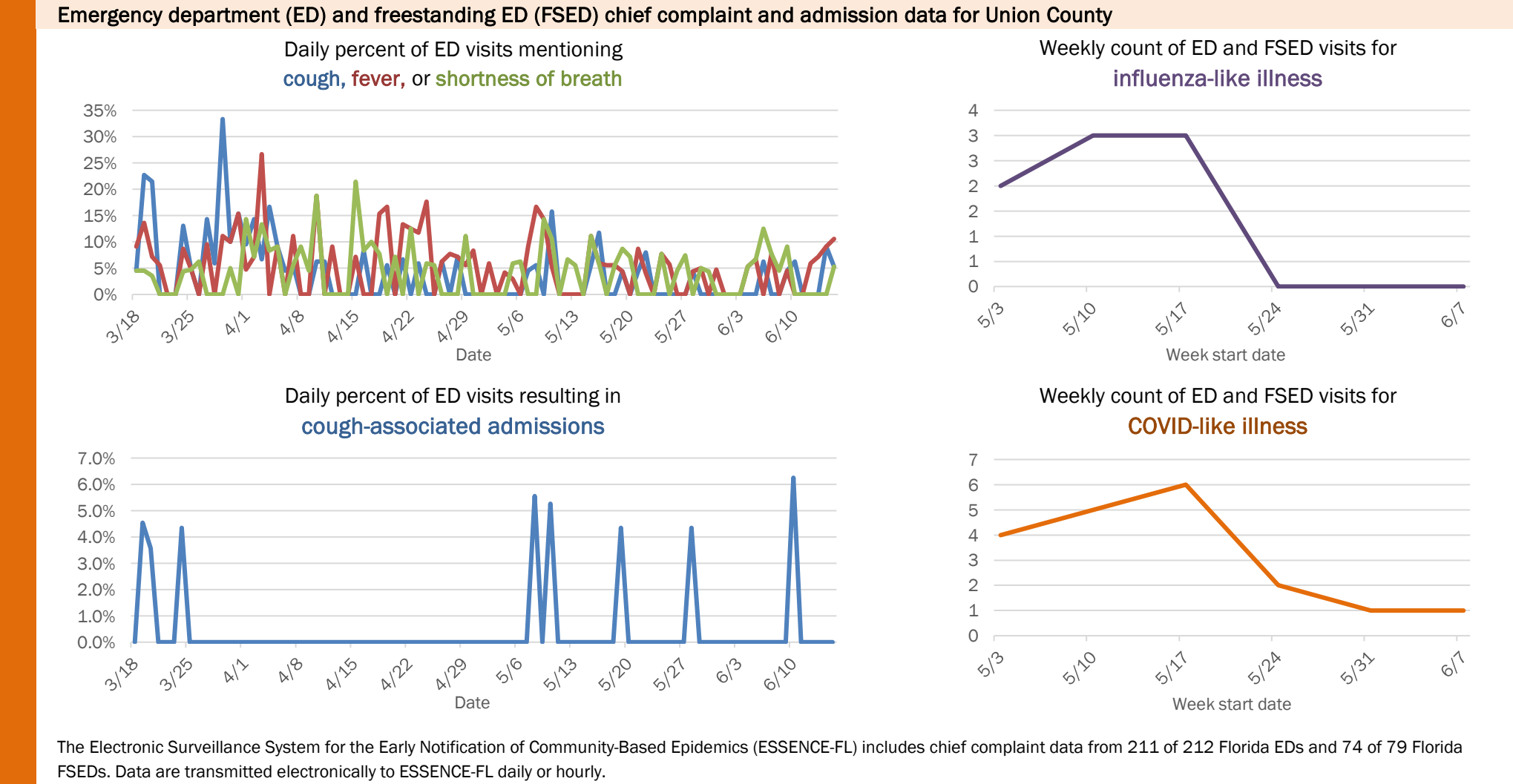
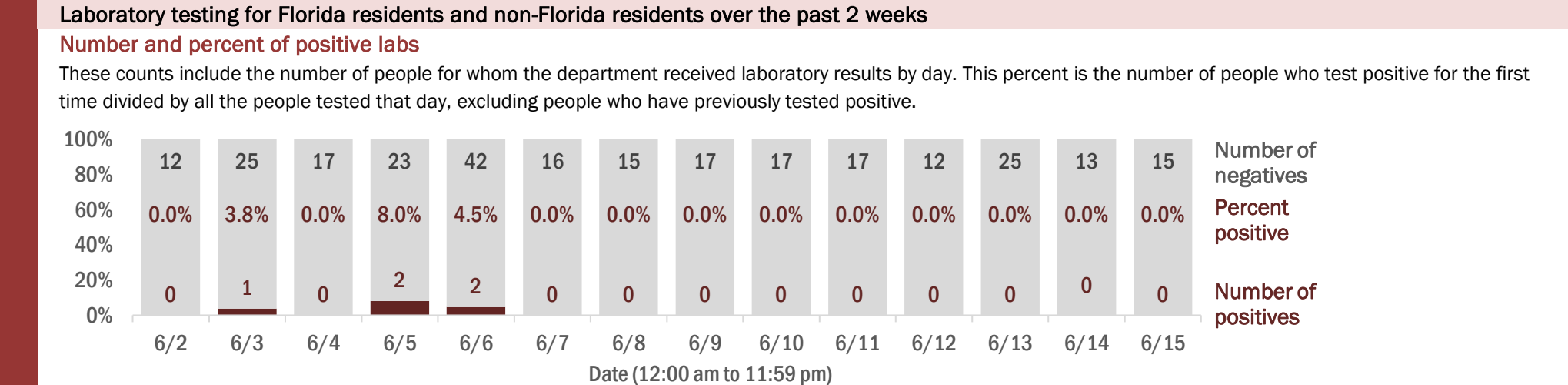
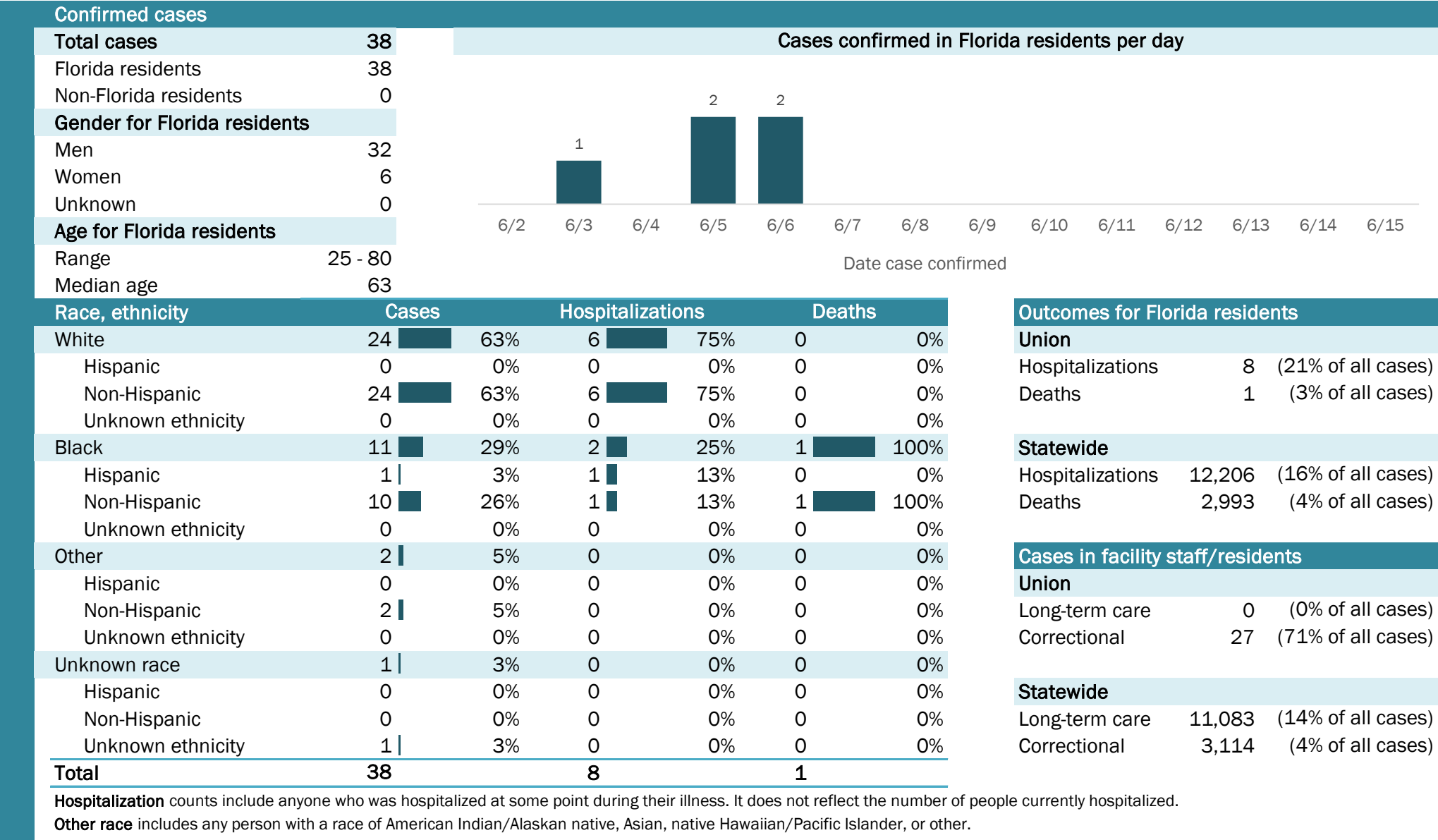


The Electronic Surveillance System for the Early Notification of Community-Based Epidemics (ESSENCE-FL) includes chief complaint data from 211 of 212 Florida EDs and 74 of 79 Florida FSEDs. Data are transmitted electronically to ESSENCE-FL daily or hourly.

Coronavirus: summary for Union County

Data for Jun 16, 2020 (verified at 10 AM)

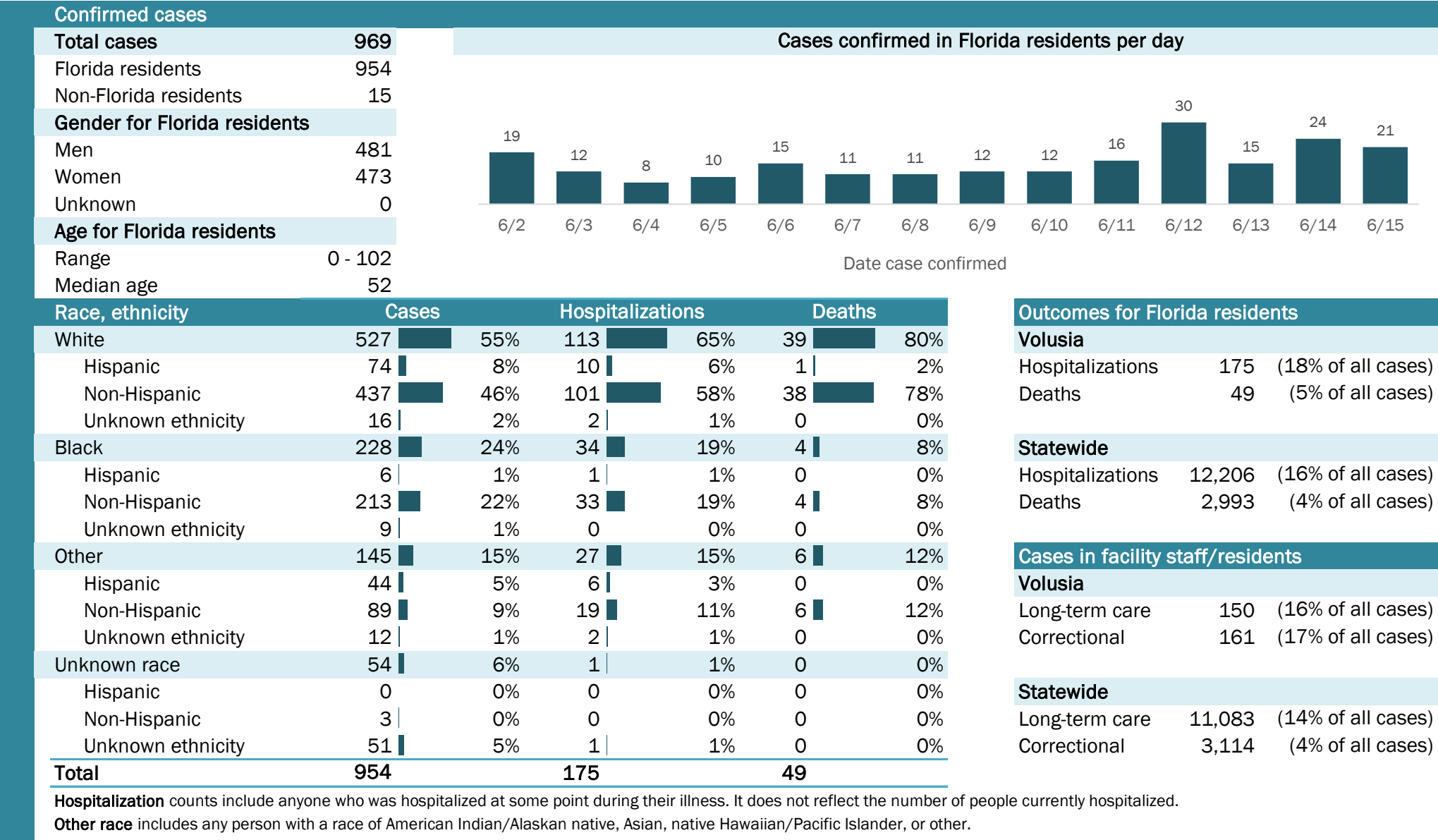
Data in this report are provisional and subject to change.



Coronavirus: summary for Volusia County

Data for Jun 16, 2020 (verified at 10 AM)

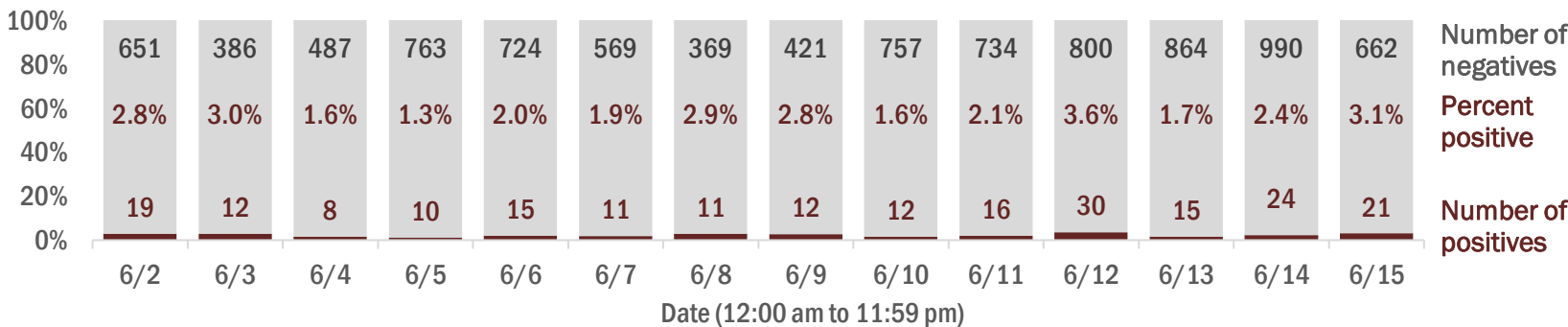
Data in this report are provisional and subject to change.



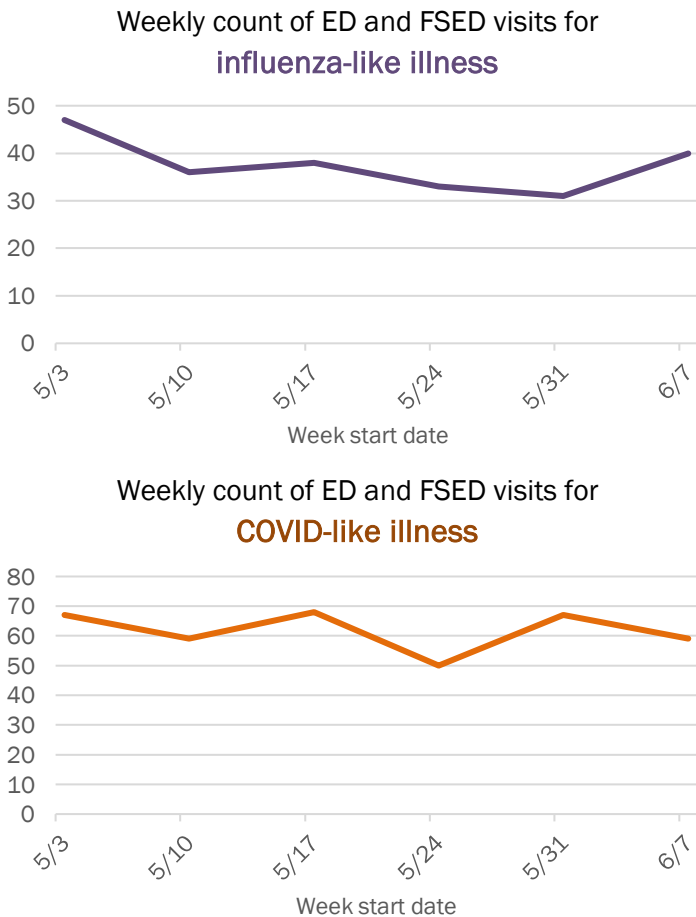
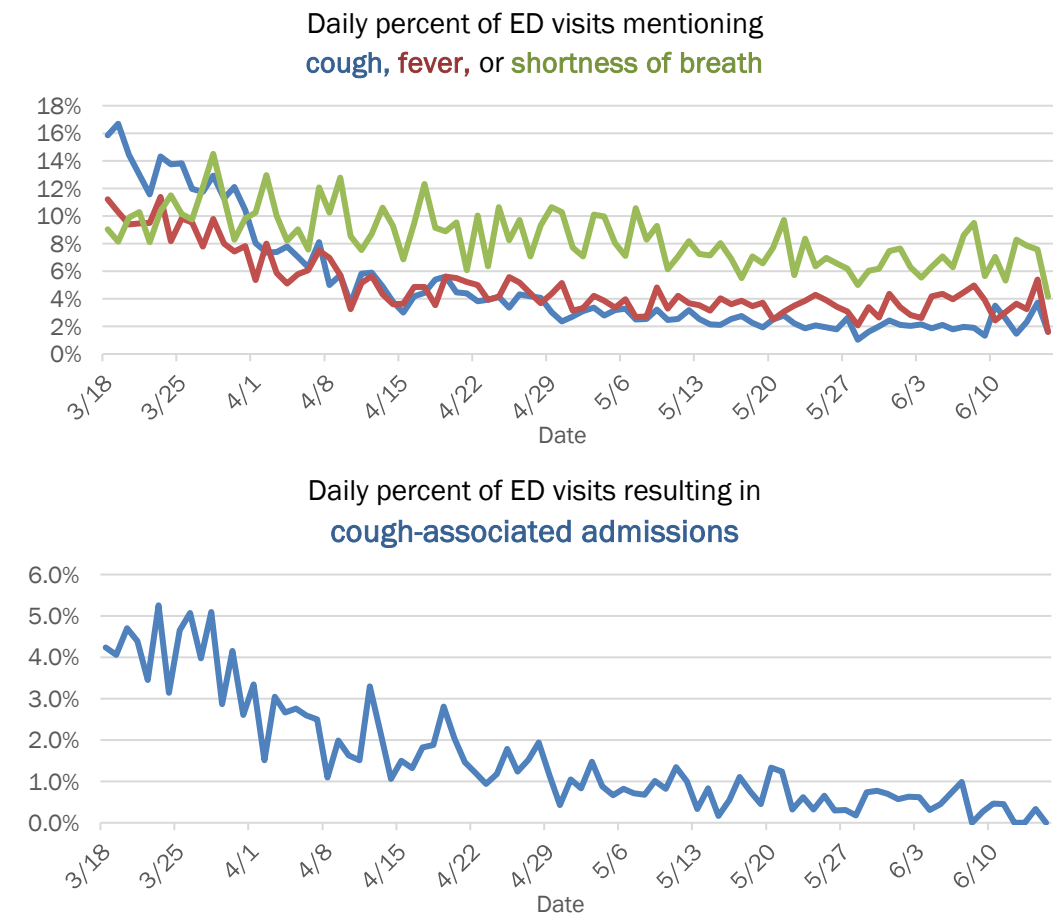
Laboratory testing for Florida residents and non-Florida residents over the past 2 weeks

Number and percent of positive labs

These counts include the number of people for whom the department received laboratory results by day. This percent is the number of people who test positive for the first time divided by all the people tested that day, excluding people who have previously tested positive.



Emergency department (ED) and freestanding ED (FSED) chief complaint and admission data for Volusia County



The Electronic Surveillance System for the Early Notification of Community-Based Epidemics (ESSENCE-FL) includes chief complaint data from 211 of 212 Florida EDs and 74 of 79 Florida FSEDs. Data are transmitted electronically to ESSENCE-FL daily or hourly.

Coronavirus: summary for Wakulla County

Data for Jun 16, 2020 (verified at 10 AM)

Data in this report are provisional and subject to change.

Confirmed cases																
Total cases	35	Cases confirmed in Florida residents per day														
Florida residents	33															
Non-Florida residents	2															
Gender for Florida residents																
Men	10															
Women	23															
Unknown	0															
Age for Florida residents		6/2	6/3	6/4	6/5	6/6	6/7	6/8	6/9	6/10	6/11	6/12	6/13	6/14	6/15	
Range	18 - 86	Date case confirmed														
Median age	46															
Race, ethnicity	Cases	Hospitalizations			Deaths											
White	17 <div></div>	52%	2 <div></div>	40%	1 <div></div>	100%										
Hispanic	0	0%	0	0%	0	0%										
Non-Hispanic	17 <div></div>	52%	2 <div></div>	40%	1 <div></div>	100%										
Unknown ethnicity	0	0%	0	0%	0	0%										
Black	13 <div></div>	39%	2 <div></div>	40%	0	0%										
Hispanic	0	0%	0	0%	0	0%										
Non-Hispanic	13 <div></div>	39%	2 <div></div>	40%	0	0%										
Unknown ethnicity	0	0%	0	0%	0	0%										
Other	3 <div></div>	9%	1 <div></div>	20%	0	0%										
Hispanic	0	0%	0	0%	0	0%										
Non-Hispanic	3 <div></div>	9%	1 <div></div>	20%	0	0%										
Unknown ethnicity	0	0%	0	0%	0	0%										
Unknown race	0	0%	0	0%	0	0%										
Hispanic	0	0%	0	0%	0	0%										
Non-Hispanic	0	0%	0	0%	0	0%										
Unknown ethnicity	0	0%	0	0%	0	0%										
Total	33		5		1											

Outcomes for Florida residents

Wakulla

Hospitalizations5(15% of all cases)

Deaths1(3% of all cases)

Statewide

Hospitalizations12,206(16% of all cases)

Deaths2,993(4% of all cases)

Cases in facility staff/residents

Wakulla

Long-term care12(36% of all cases)

Correctional4(12% of all cases)

Statewide

Long-term care11,083(14% of all cases)

Correctional3,114(4% of all cases)

Hospitalization

counts include anyone who was hospitalized at some point during their illness. It does not reflect the number of people currently hospitalized.

Other race

includes any person with a race of American Indian/Alaskan native, Asian, native Hawaiian/Pacific Islander, or other.

Outcomes for Florida residents		
Wakulla		
Hospitalizations	5	(15% of all cases)
Deaths	1	(3% of all cases)

Statewide		
Hospitalizations	12,206	(16% of all cases)
Deaths	2,993	(4% of all cases)

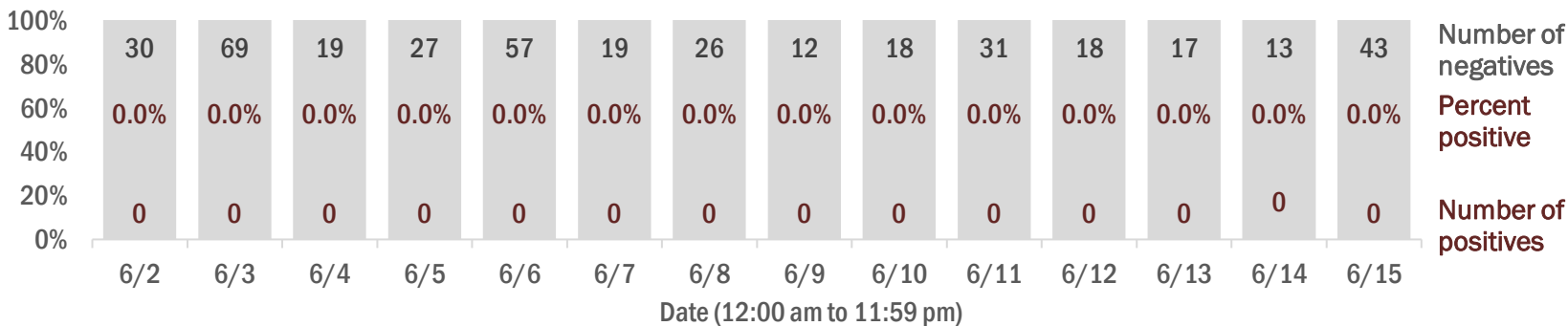
Cases in facility staff/residents		
Wakulla		
Long-term care	12	(36% of all cases)
Correctional	4	(12% of all cases)

Statewide		
Long-term care	11,083	(14% of all cases)
Correctional	3,114	(4% of all cases)

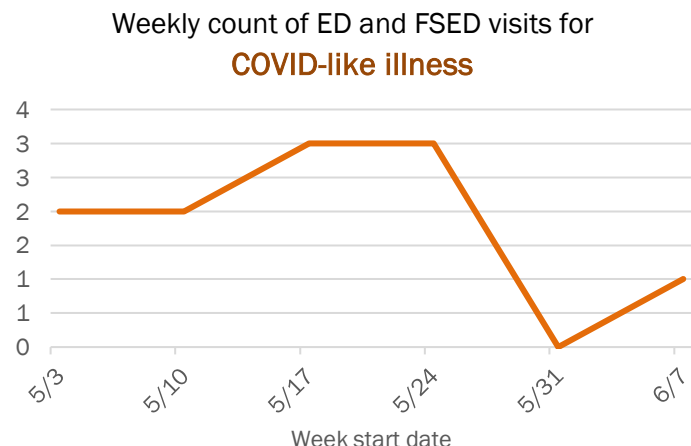
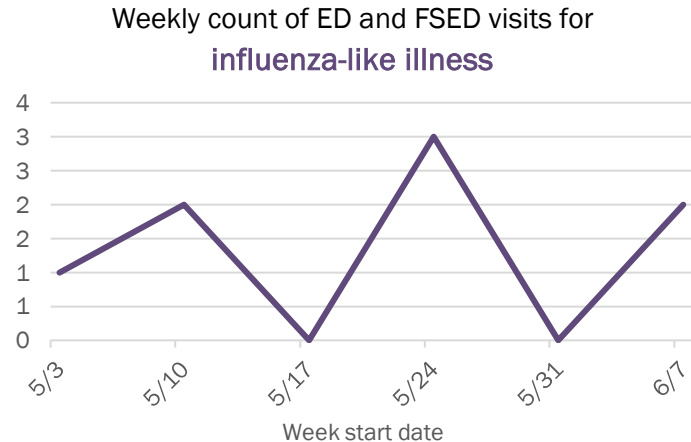
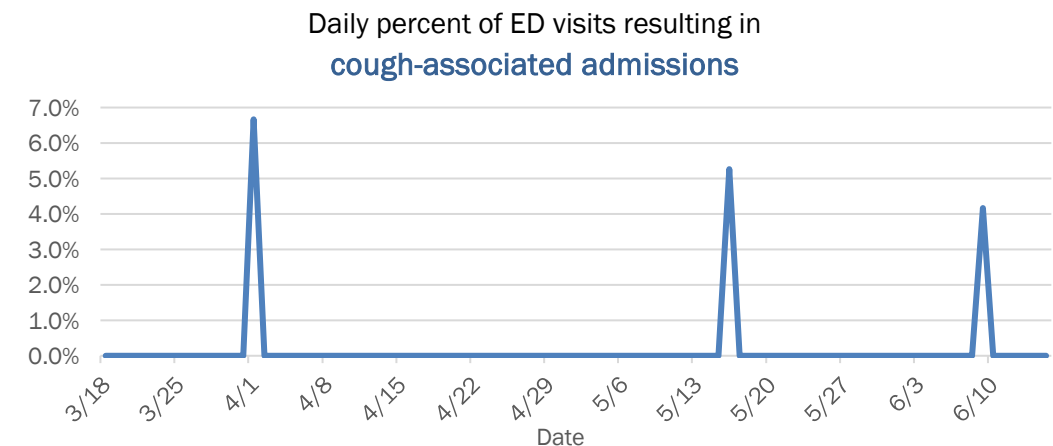
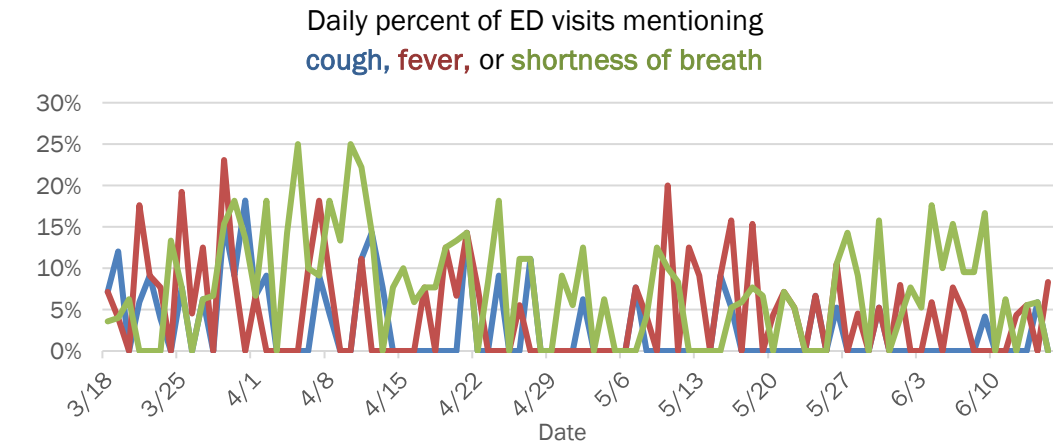
Laboratory testing for Florida residents and non-Florida residents over the past 2 weeks

Number and percent of positive labs

These counts include the number of people for whom the department received laboratory results by day. This percent is the number of people who test positive for the first time divided by all the people tested that day, excluding people who have previously tested positive.



Emergency department (ED) and freestanding ED (FSED) chief complaint and admission data for Wakulla County

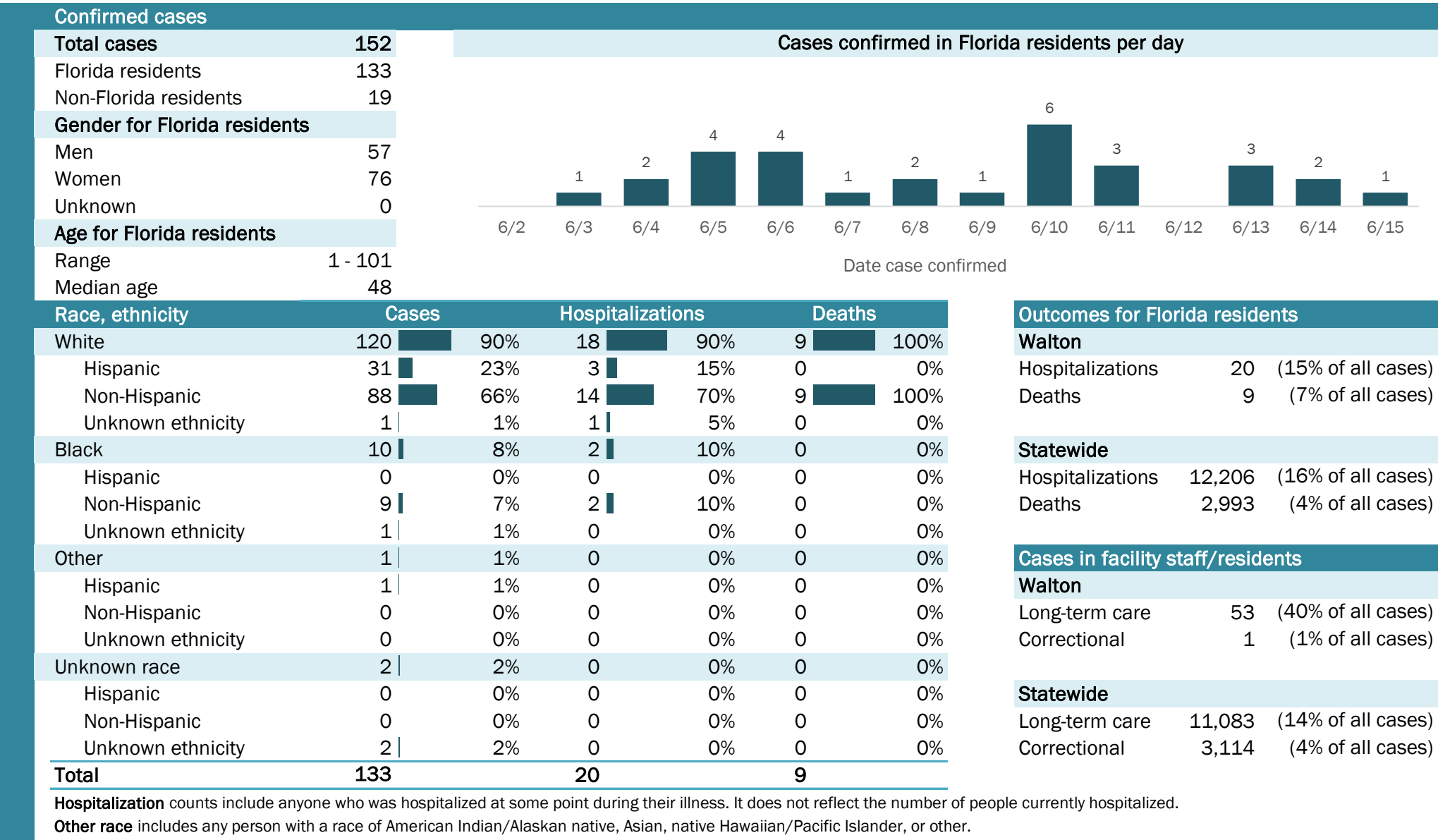


The Electronic Surveillance System for the Early Notification of Community-Based Epidemics (ESSENCE-FL) includes chief complaint data from 211 of 212 Florida EDs and 74 of 79 Florida FSEDs. Data are transmitted electronically to ESSENCE-FL daily or hourly.

Coronavirus: summary for Walton County

Data for Jun 16, 2020 (verified at 10 AM)

Data in this report are provisional and subject to change.



Coronavirus: summary for Washington County

Data for Jun 16, 2020 (verified at 10 AM)

Data in this report are provisional and subject to change.

Confirmed cases

Total cases

94

Florida residents

92

Non-Florida residents

2

Gender for Florida residents

Men

43

Women

49

Unknown

0

Age for Florida residents

Range

9 - 99

Median age

60

Cases confirmed in Florida residents per day

1

6

3

6

1

1

1

2

4

3

6/2

6/3

6/4

6/5

6/6

6/7

6/8

6/9

6/10

6/11

6/12

6/13

6/14

6/15

Date case confirmed

Race, ethnicity	Cases	Hospitalizations	Deaths			
White	64	70%	13	72%	6	67%
Hispanic	1	1%	0	0%	0	0%
Non-Hispanic	62	67%	13	72%	6	67%
Unknown ethnicity	1	1%	0	0%	0	0%
Black	18	20%	3	17%	3	33%
Hispanic	0	0%	0	0%	0	0%
Non-Hispanic	18	20%	3	17%	3	33%
Unknown ethnicity	0	0%	0	0%	0	0%
Other	1	1%	0	0%	0	0%
Hispanic	0	0%	0	0%	0	0%
Non-Hispanic	1	1%	0	0%	0	0%
Unknown ethnicity	0	0%	0	0%	0	0%
Unknown race	9	10%	2	11%	0	0%
Hispanic	0	0%	0	0%	0	0%
Non-Hispanic	0	0%	0	0%	0	0%
Unknown ethnicity	9	10%	2	11%	0	0%
Total	92		18		9	

Hospitalization

counts include anyone who was hospitalized at some point during their illness. It does not reflect the number of people currently hospitalized.

Other race

includes any person with a race of American Indian/Alaskan native, Asian, native Hawaiian/Pacific Islander, or other.

Outcomes for Florida residents

Washington

Hospitalizations

18

(20% of all cases)

Deaths

9

(10% of all cases)

Statewide

Hospitalizations

12,206

(16% of all cases)

Deaths

2,993

(4% of all cases)

Cases in facility staff/residents

Washington

Long-term care

58

(63% of all cases)

Correctional

0

(0% of all cases)

Statewide

Long-term care

11,083

(14% of all cases)

Correctional

3,114

(4% of all cases)

Laboratory testing for Florida residents and non-Florida residents over the past 2 weeks

Number and percent of positive labs

These counts include the number of people for whom the department received laboratory results by day. This percent is the number of people who test positive for the first time divided by all the people tested that day, excluding people who have previously tested positive.

100%

80%

60%

40%

20%

0%

20

28

63

82

99

40

18

53

33

48

23

19

21

48

4.8%

17.6%

4.5%

6.8%

1.0%

2.4%

5.3%

0.0%

5.7%

0.0%

14.8%

0.0%

0.0%

5.9%

1

6

3

6

1

1

1

0

2

0

4

0

0

3

6/2

6/3

6/4

6/5

6/6

6/7

6/8

6/9

6/10

6/11

6/12

6/13

6/14

6/15

Date (12:00 am to 11:59 pm)

Number of negatives

Percent positive

Number of positives

Emergency department (ED) and freestanding ED (FSED) chief complaint and admission data for Washington County

Daily percent of ED visits mentioning
cough, fever, or shortness of breath

30%

25%

20%

15%

10%

5%

0%

3/18

3/25

4/1

4/8

4/15

4/22

4/29

5/6

5/13

5/20

5/27

6/3

6/10

Date

Daily percent of ED visits resulting in
cough-associated admissions

10.0%

8.0%

6.0%

4.0%

2.0%

0.0%

3/18

3/25

4/1

4/8

4/15

4/22

4/29

5/6

5/13

5/20

5/27

6/3

6/10

Date

Weekly count of ED and FSED visits for
influenza-like illness

5

4

3

2

1

0

5/3

5/10

5/17

5/24

5/31

6/7

Week start date

Weekly count of ED and FSED visits for
COVID-like illness

6

5

4

3

2

1

0

5/3

5/10

5/17

5/24

5/31

6/7

Week start date

The Electronic Surveillance System for the Early Notification of Community-Based Epidemics (ESSENCE-FL) includes chief complaint data from 211 of 212 Florida EDs and 74 of 79 Florida FSEDs. Data are transmitted electronically to ESSENCE-FL daily or hourly.