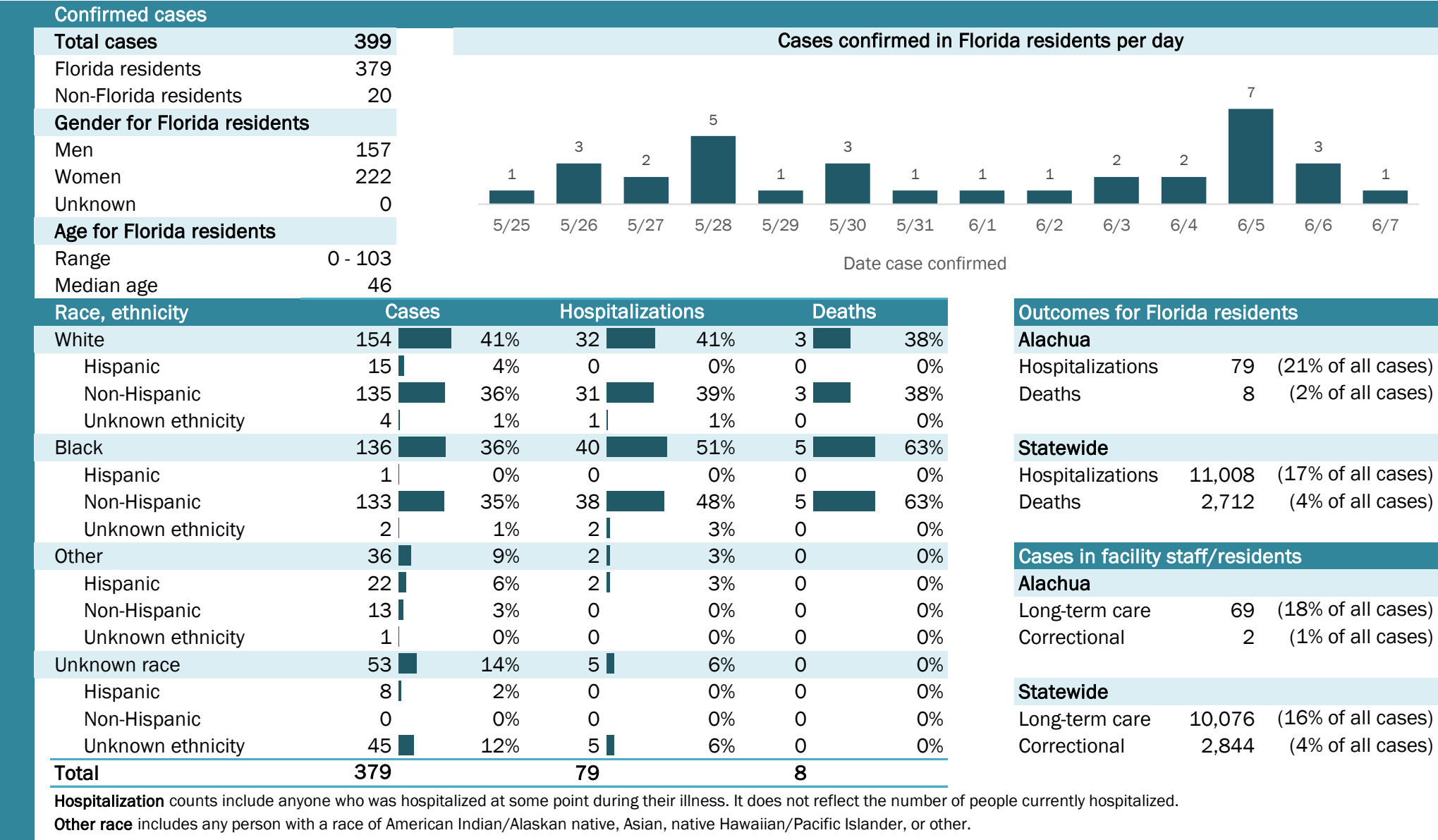


Coronavirus: summary for Alachua County

Data for Jun 8, 2020 (verified at 10 AM)

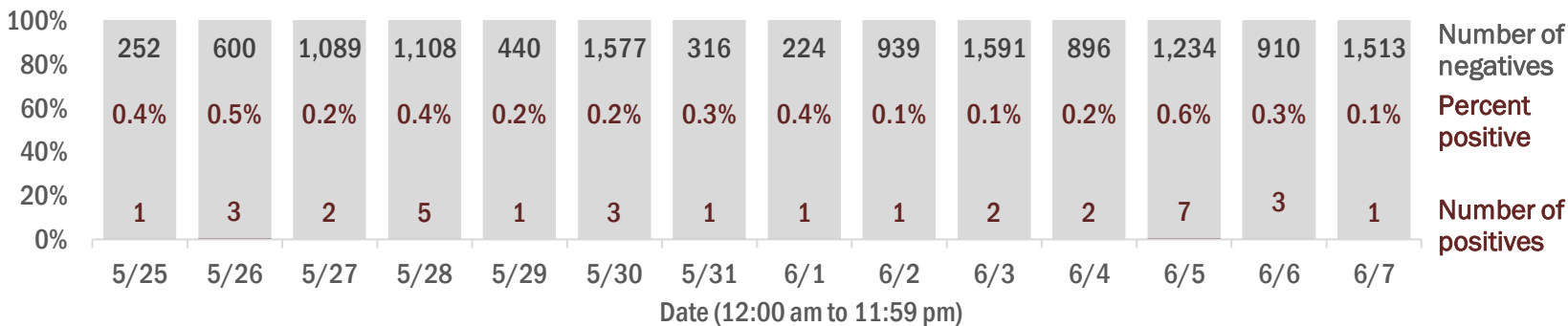
Data in this report are provisional and subject to change.



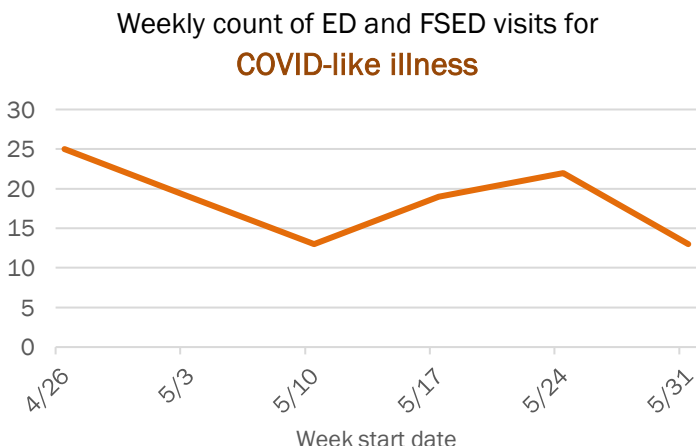
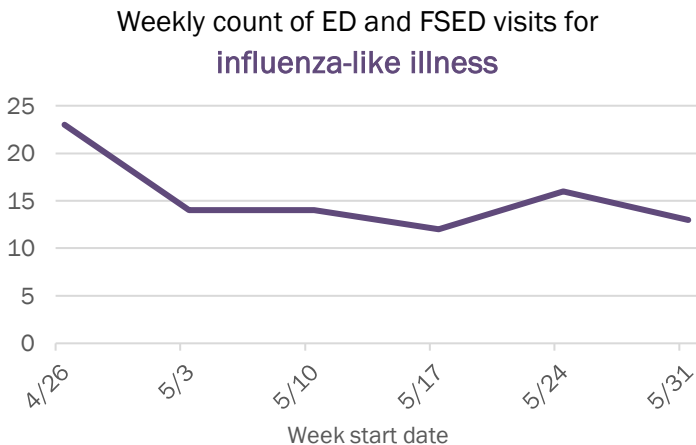
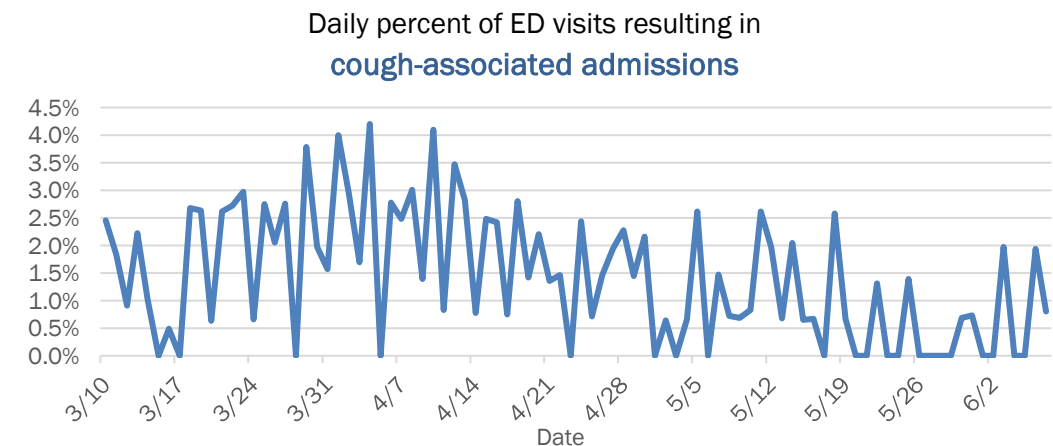
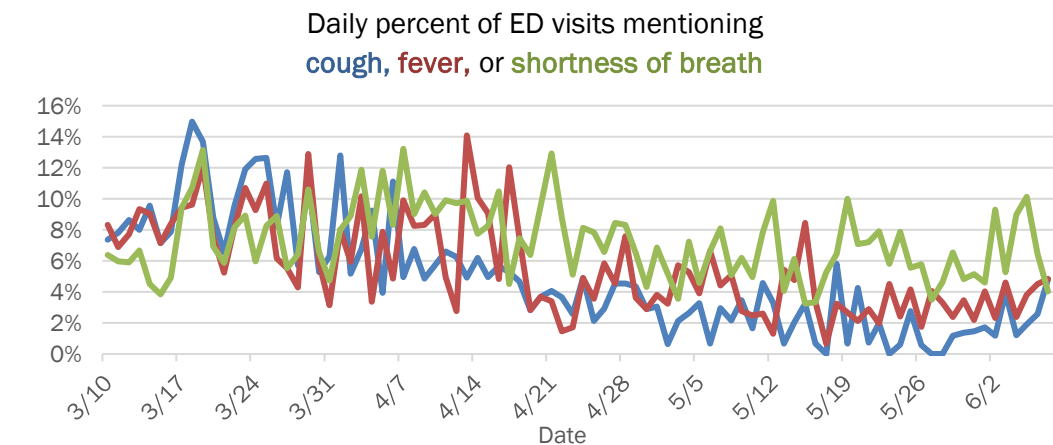
Laboratory testing for Florida residents and non-Florida residents over the past 2 weeks

Number and percent of positive labs

These counts include the number of people for whom the department received laboratory results by day. This percent is the number of people who test positive for the first time divided by all the people tested that day, excluding people who have previously tested positive.



Emergency department (ED) and freestanding ED (FSED) chief complaint and admission data for Alachua County

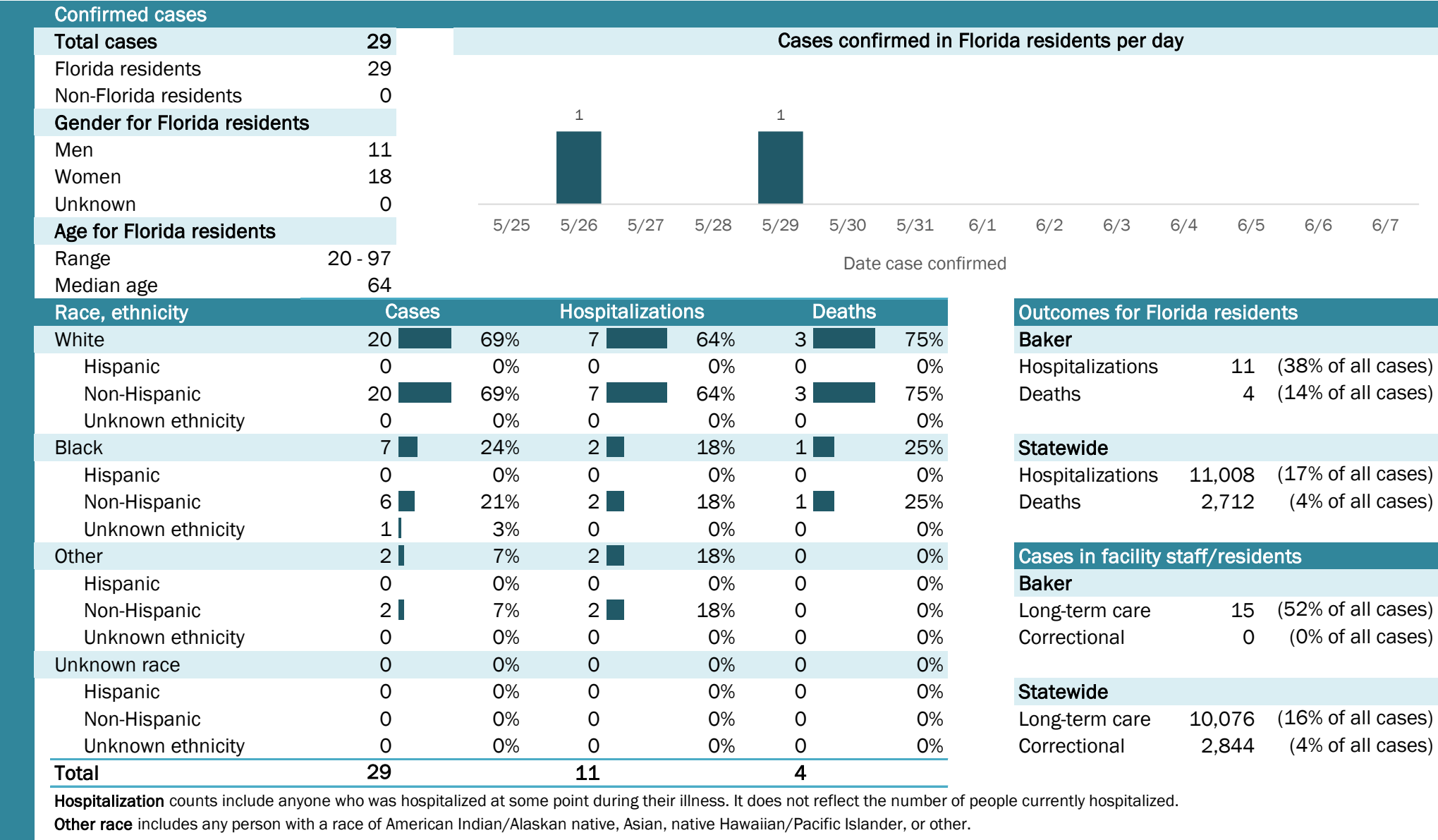


The Electronic Surveillance System for the Early Notification of Community-Based Epidemics (ESSENCE-FL) includes chief complaint data from 211 of 212 Florida EDs and 74 of 79 Florida FSEDs. Data are transmitted electronically to ESSENCE-FL daily or hourly.

Coronavirus: summary for Baker County

Data for Jun 8, 2020 (verified at 10 AM)

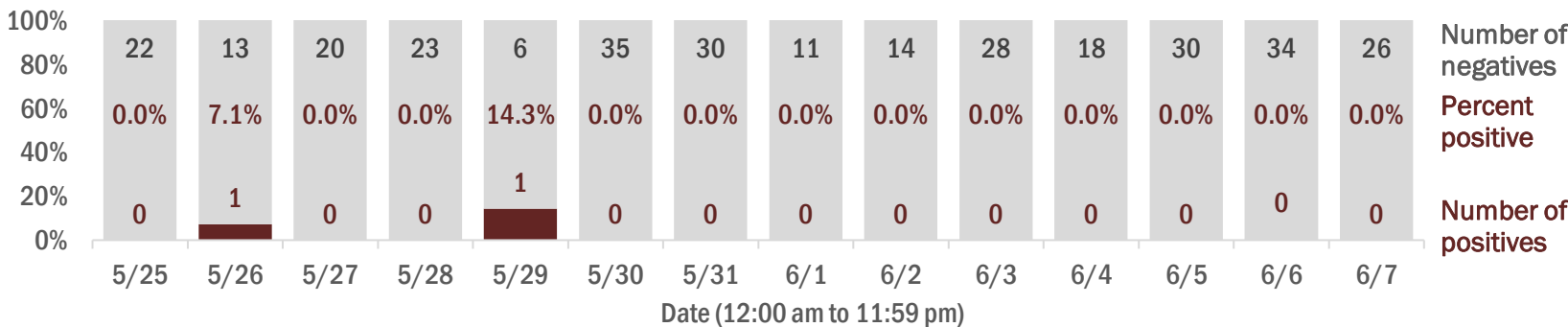
Data in this report are provisional and subject to change.



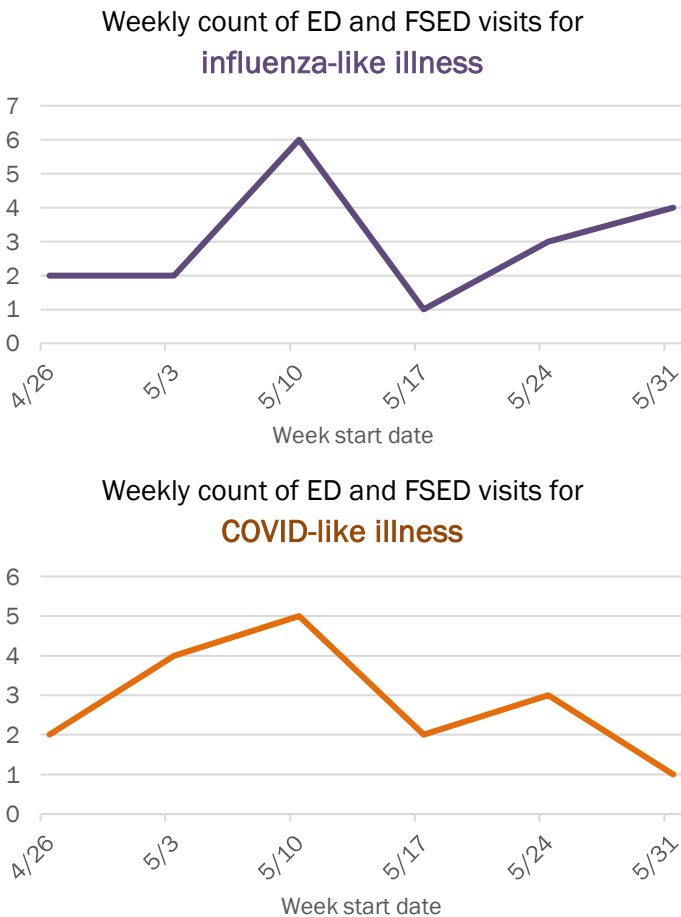
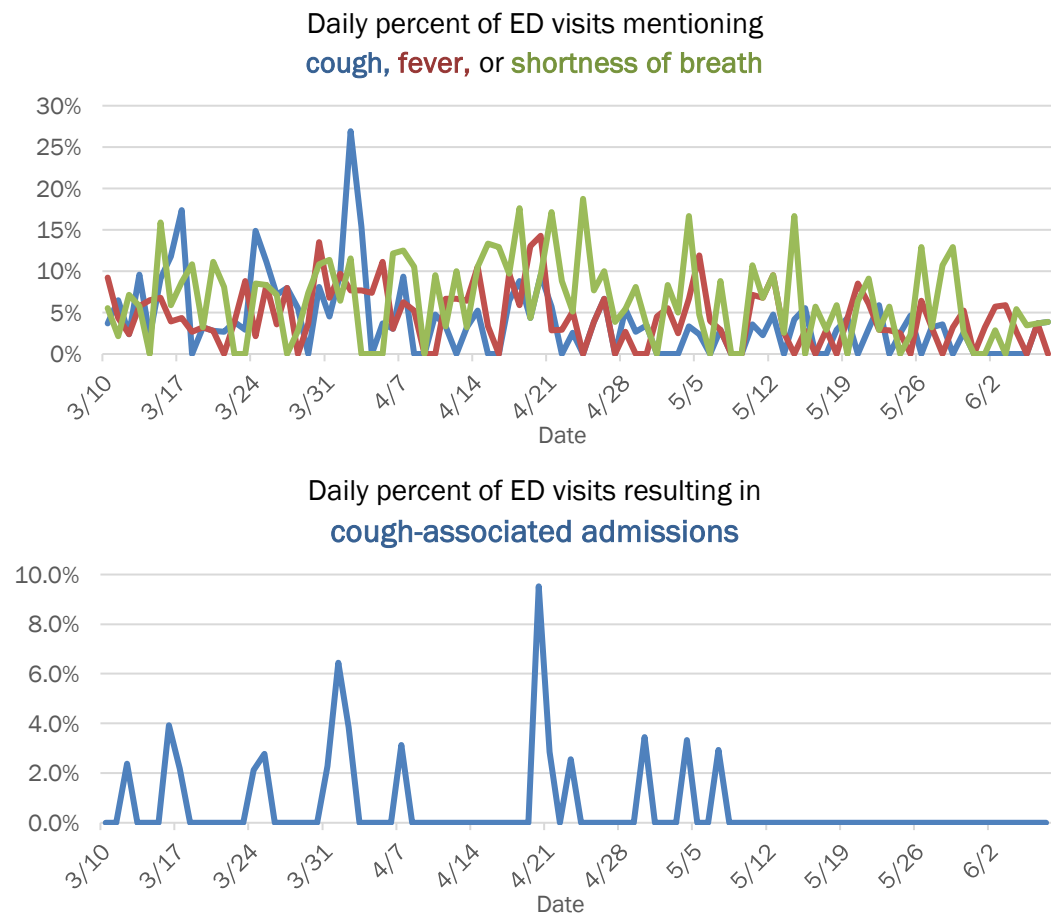
Laboratory testing for Florida residents and non-Florida residents over the past 2 weeks

Number and percent of positive labs

These counts include the number of people for whom the department received laboratory results by day. This percent is the number of people who test positive for the first time divided by all the people tested that day, excluding people who have previously tested positive.



Emergency department (ED) and freestanding ED (FSED) chief complaint and admission data for Baker County



The Electronic Surveillance System for the Early Notification of Community-Based Epidemics (ESSENCE-FL) includes chief complaint data from 211 of 212 Florida EDs and 74 of 79 Florida FSEDs. Data are transmitted electronically to ESSENCE-FL daily or hourly.

Coronavirus: summary for Bay County

Data for Jun 8, 2020 (verified at 10 AM)

Data in this report are provisional and subject to change.

Confirmed cases

Total cases

132

Florida residents

127

Non-Florida residents

5

Gender for Florida residents

Men

74

Women

53

Unknown

0

Age for Florida residents

Range

2 - 93

Median age

47

Race, ethnicity

Cases

Hospitalizations

Deaths

White

102

80%

9

64%

3

75%

Hispanic

30

24%

1

7%

0

0%

Non-Hispanic

70

55%

8

57%

3

75%

Unknown ethnicity

2

2%

0

0%

0

0%

Black

12

9%

3

21%

0

0%

Hispanic

0

0%

0

0%

0

0%

Non-Hispanic

12

9%

3

21%

0

0%

Unknown ethnicity

0

0%

0

0%

0

0%

Other

6

5%

2

14%

1

25%

Hispanic

4

3%

1

7%

1

25%

Non-Hispanic

1

1%

1

7%

0

0%

Unknown ethnicity

1

1%

0

0%

0

0%

Unknown race

7

6%

0

0%

0

0%

Hispanic

0

0%

0

0%

0

0%

Non-Hispanic

0

0%

0

0%

0

0%

Unknown ethnicity

7

6%

0

0%

0

0%

Total

127

14

4

Cases confirmed in Florida residents per day

1

1

4

8

1

6

8

3

5/25

5/26

5/27

5/28

5/29

5/30

5/31

6/1

6/2

6/3

6/4

6/5

6/6

6/7

Date case confirmed

Outcomes for Florida residents

Bay

Hospitalizations

14

(11% of all cases)

Deaths

4

(3% of all cases)

Statewide

Hospitalizations

11,008

(17% of all cases)

Deaths

2,712

(4% of all cases)

Cases in facility staff/residents

Bay

Long-term care

7

(6% of all cases)

Correctional

4

(3% of all cases)

Statewide

Long-term care

10,076

(16% of all cases)

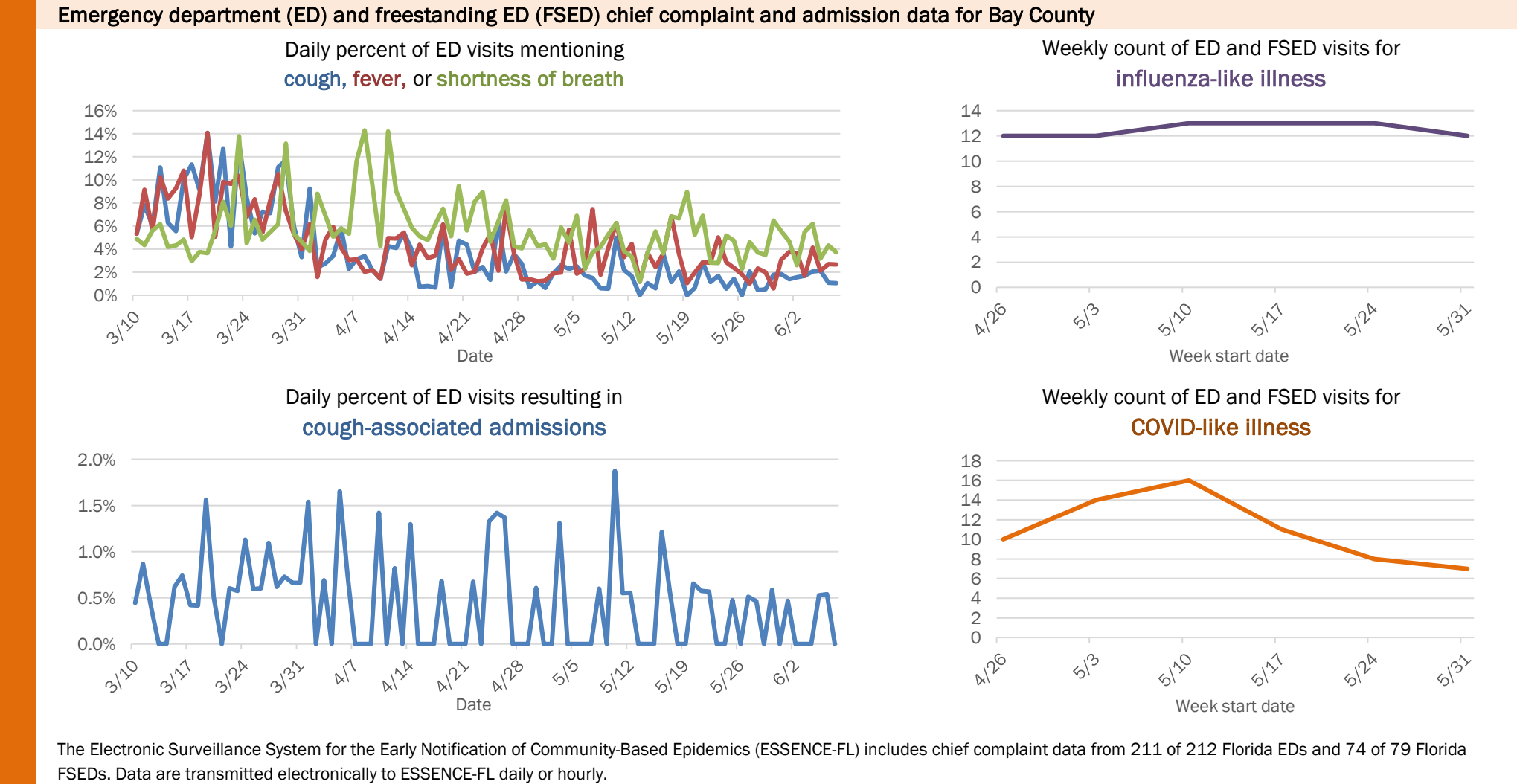
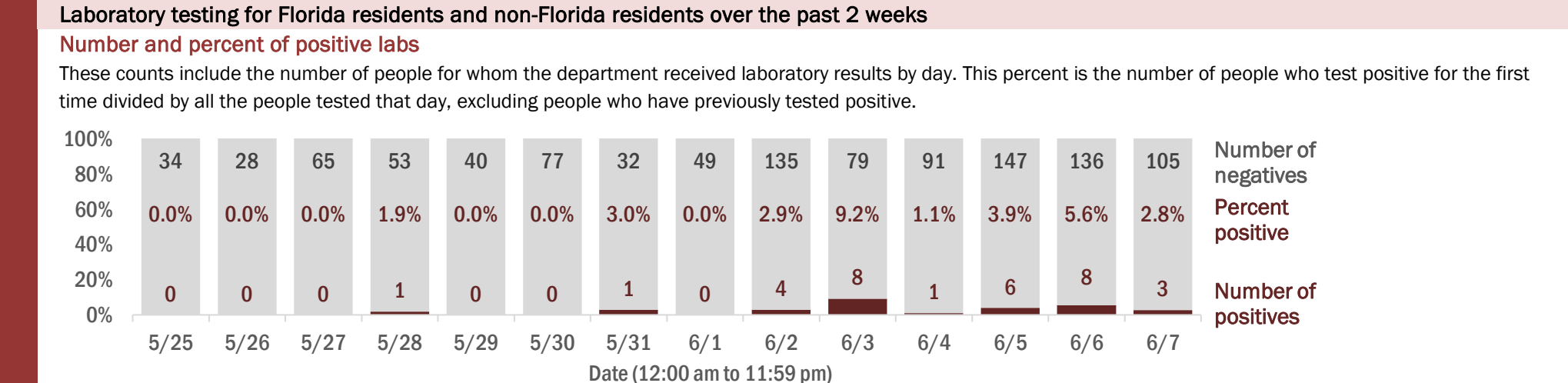
Correctional

2,844

(4% of all cases)

Hospitalization counts include anyone who was hospitalized at some point during their illness. It does not reflect the number of people currently hospitalized.

Other race includes any person with a race of American Indian/Alaskan native, Asian, native Hawaiian/Pacific Islander, or other.



Coronavirus: summary for Bradford County

Data for Jun 8, 2020 (verified at 10 AM)

Data in this report are provisional and subject to change.

Confirmed cases

Total cases	52
Florida residents	52
Non-Florida residents	0
Gender for Florida residents	
Men	11
Women	41
Unknown	0
Age for Florida residents	
Range	8 - 107
Median age	71

Cases confirmed in Florida residents per day

Date	Cases
5/25	0
5/26	0
5/27	0
5/28	0
5/29	0
5/30	0
5/31	0
6/1	0
6/2	0
6/3	0
6/4	0
6/5	1
6/6	0
6/7	0

Race, ethnicity	Cases	Hospitalizations	Deaths
White	46 88%	9 82%	2 100%
Hispanic	0 0%	0 0%	0 0%
Non-Hispanic	46 88%	9 82%	2 100%
Unknown ethnicity	0 0%	0 0%	0 0%
Black	5 10%	1 9%	0 0%
Hispanic	0 0%	0 0%	0 0%
Non-Hispanic	5 10%	1 9%	0 0%
Unknown ethnicity	0 0%	0 0%	0 0%
Other	1 2%	1 9%	0 0%
Hispanic	0 0%	0 0%	0 0%
Non-Hispanic	1 2%	1 9%	0 0%
Unknown ethnicity	0 0%	0 0%	0 0%
Unknown race	0 0%	0 0%	0 0%
Hispanic	0 0%	0 0%	0 0%
Non-Hispanic	0 0%	0 0%	0 0%
Unknown ethnicity	0 0%	0 0%	0 0%
Total	52	11	2

Hospitalization counts include anyone who was hospitalized at some point during their illness. It does not reflect the number of people currently hospitalized.

Other race includes any person with a race of American Indian/Alaskan native, Asian, native Hawaiian/Pacific Islander, or other.

Outcomes for Florida residents

Bradford

Hospitalizations	11	(21% of all cases)
Deaths	2	(4% of all cases)

Statewide

Hospitalizations	11,008	(17% of all cases)
Deaths	2,712	(4% of all cases)

Cases in facility staff/residents

Bradford

Long-term care	28	(54% of all cases)
Correctional	0	(0% of all cases)

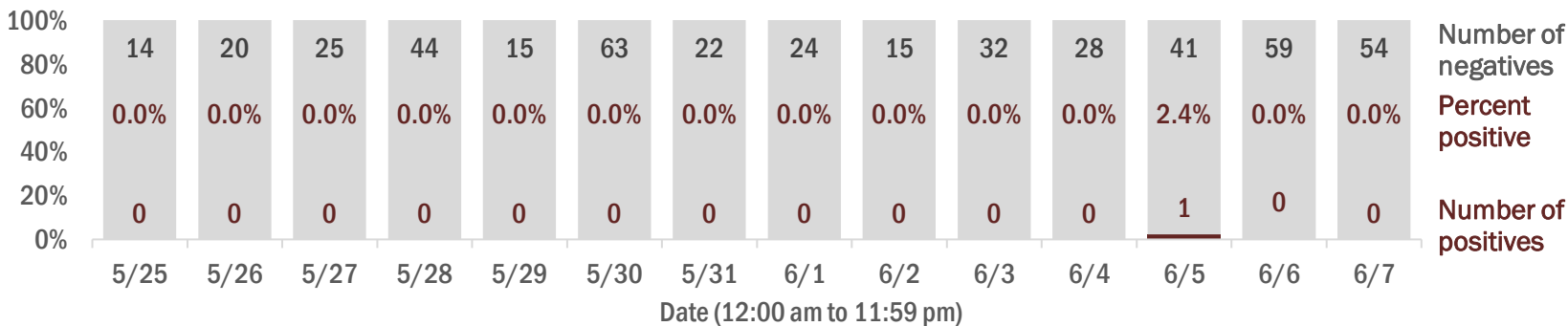
Statewide

Long-term care	10,076	(16% of all cases)
Correctional	2,844	(4% of all cases)

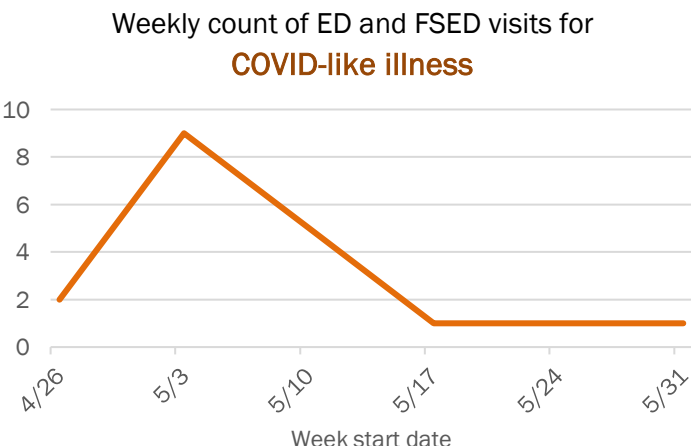
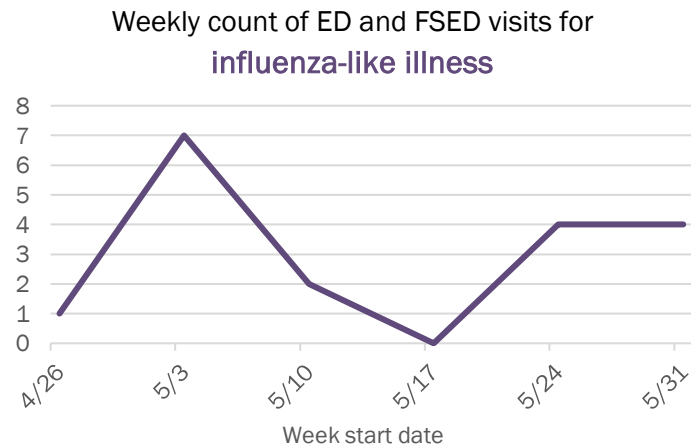
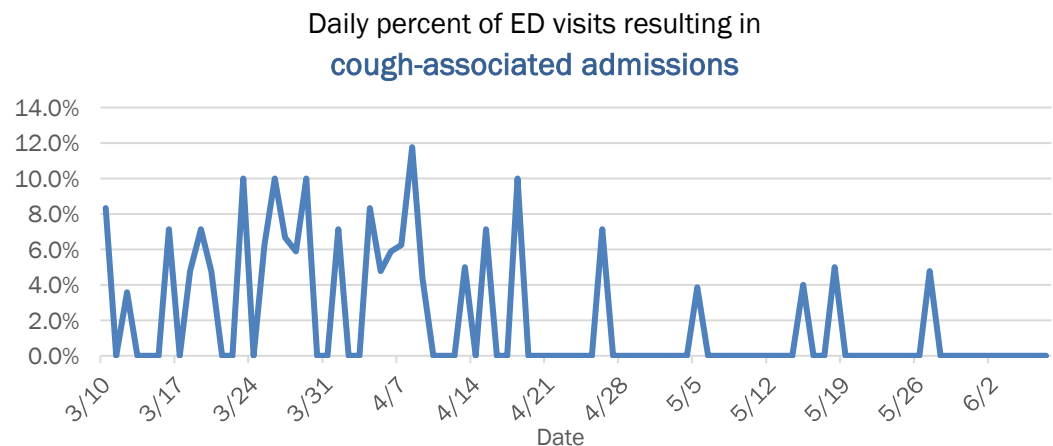
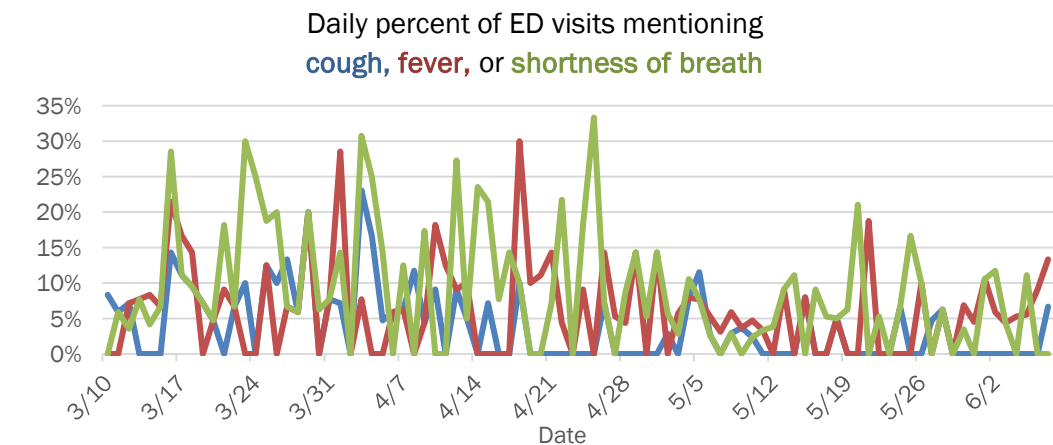
Laboratory testing for Florida residents and non-Florida residents over the past 2 weeks

Number and percent of positive labs

These counts include the number of people for whom the department received laboratory results by day. This percent is the number of people who test positive for the first time divided by all the people tested that day, excluding people who have previously tested positive.



Emergency department (ED) and freestanding ED (FSED) chief complaint and admission data for Bradford County



The Electronic Surveillance System for the Early Notification of Community-Based Epidemics (ESSENCE-FL) includes chief complaint data from 211 of 212 Florida EDs and 74 of 79 Florida FSEDs. Data are transmitted electronically to ESSENCE-FL daily or hourly.

Coronavirus: summary for Brevard County

Data for Jun 8, 2020 (verified at 10 AM)

Data in this report are provisional and subject to change.

Confirmed cases

Total cases

464

Florida residents

453

Non-Florida residents

11

Gender for Florida residents

Men

208

Women

245

Unknown

0

Age for Florida residents

Range

0 - 99

Median age

52

Cases confirmed in Florida residents per day

5/25

5/26

5/27

5/28

5/29

5/30

5/31

6/1

6/2

6/3

6/4

6/5

6/6

6/7

1

2

5

8

7

3

3

1

2

7

14

4

9

Date case confirmed

Race, ethnicity	Cases	Hospitalizations	Deaths
White	337 74%	43 65%	8 62%
Hispanic	71 16%	6 9%	0 0%
Non-Hispanic	265 58%	37 56%	8 62%
Unknown ethnicity	1 0%	0 0%	0 0%
Black	61 13%	12 18%	5 38%
Hispanic	5 1%	1 2%	0 0%
Non-Hispanic	55 12%	10 15%	4 31%
Unknown ethnicity	1 0%	1 2%	1 8%
Other	22 5%	9 14%	0 0%
Hispanic	10 2%	4 6%	0 0%
Non-Hispanic	11 2%	5 8%	0 0%
Unknown ethnicity	1 0%	0 0%	0 0%
Unknown race	33 7%	2 3%	0 0%
Hispanic	2 0%	1 2%	0 0%
Non-Hispanic	2 0%	0 0%	0 0%
Unknown ethnicity	29 6%	1 2%	0 0%
Total	453	66	13

Hospitalization

counts include anyone who was hospitalized at some point during their illness. It does not reflect the number of people currently hospitalized.

Other race

includes any person with a race of American Indian/Alaskan native, Asian, native Hawaiian/Pacific Islander, or other.

Outcomes for Florida residents

Brevard

Hospitalizations

66

(15% of all cases)

Deaths

13

(3% of all cases)

Statewide

Hospitalizations

11,008

(17% of all cases)

Deaths

2,712

(4% of all cases)

Cases in facility staff/residents

Brevard

Long-term care

40

(9% of all cases)

Correctional

2

(0% of all cases)

Statewide

Long-term care

10,076

(16% of all cases)

Correctional

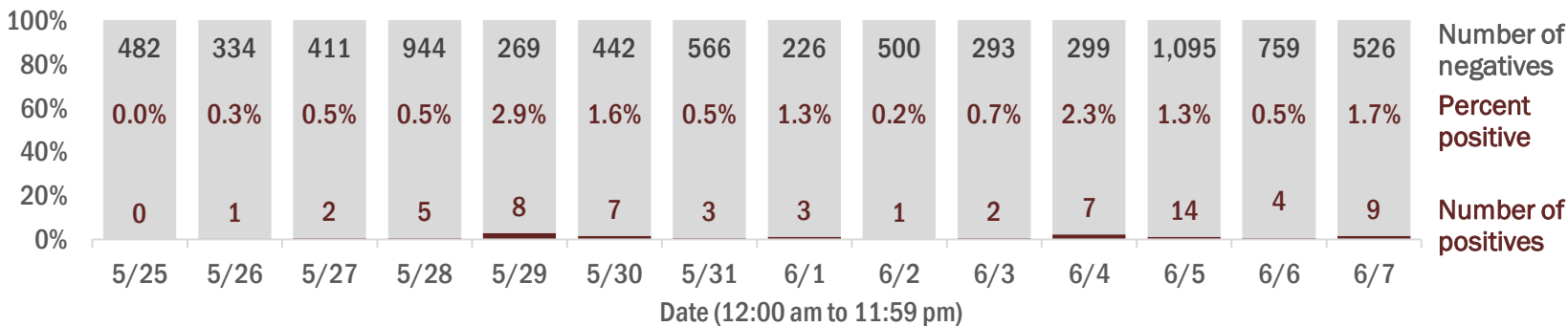
2,844

(4% of all cases)

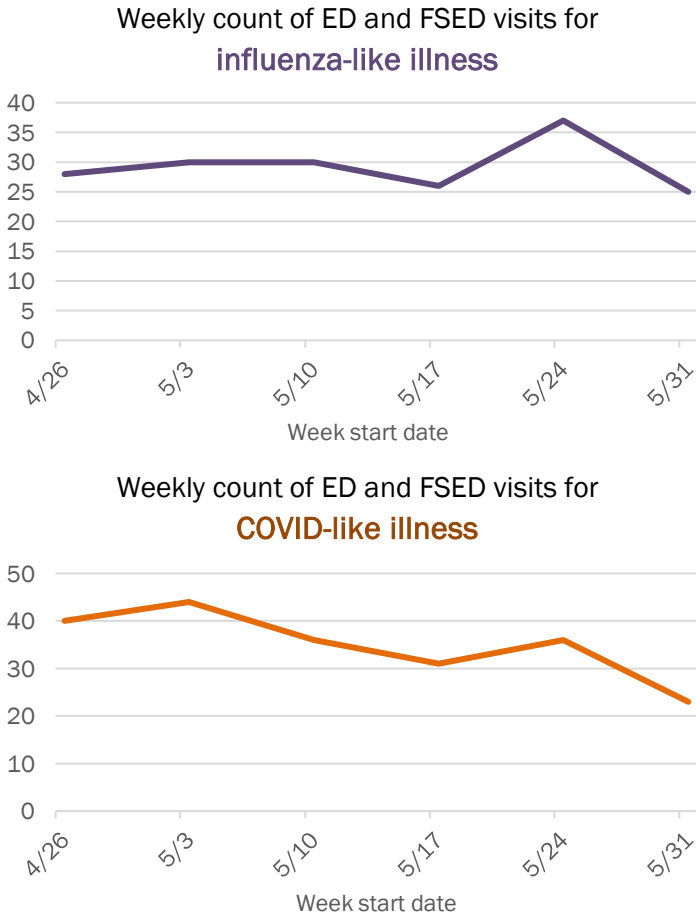
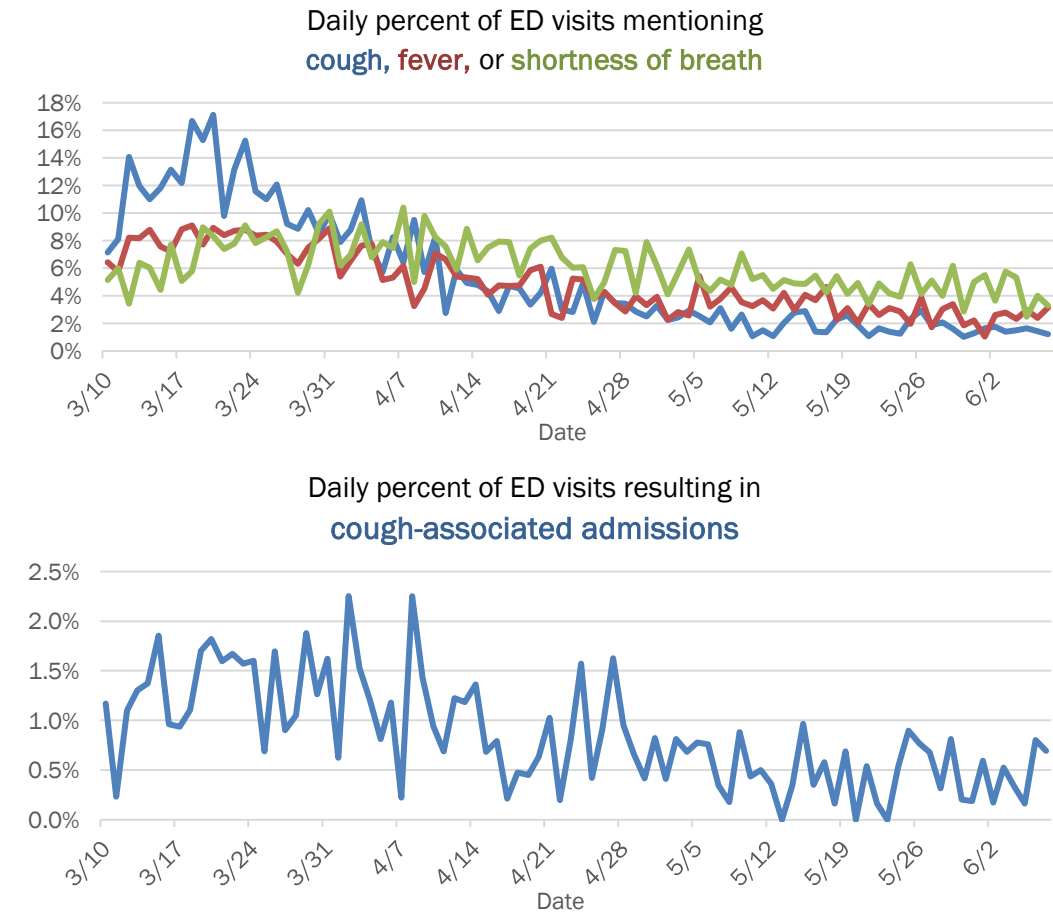
Laboratory testing for Florida residents and non-Florida residents over the past 2 weeks

Number and percent of positive labs

These counts include the number of people for whom the department received laboratory results by day. This percent is the number of people who test positive for the first time divided by all the people tested that day, excluding people who have previously tested positive.



Emergency department (ED) and freestanding ED (FSED) chief complaint and admission data for Brevard County



The Electronic Surveillance System for the Early Notification of Community-Based Epidemics (ESSENCE-FL) includes chief complaint data from 211 of 212 Florida EDs and 74 of 79 Florida FSEDs. Data are transmitted electronically to ESSENCE-FL daily or hourly.

Coronavirus: summary for Broward County

Data for Jun 8, 2020 (verified at 10 AM)

Data in this report are provisional and subject to change.

Confirmed cases

Total cases

7,924

Florida residents

7,749

Non-Florida residents

175

Gender for Florida residents

Men

3,803

Women

3,944

Unknown

2

Age for Florida residents

Range

0 - 102

Median age

49

Cases confirmed in Florida residents per day

39

35

39

103

79

69

72

51

83

101

104

97

146

115

5/25

5/26

5/27

5/28

5/29

5/30

5/31

6/1

6/2

6/3

6/4

6/5

6/6

6/7

Date case confirmed

Race, ethnicity	Cases	Hospitalizations	Deaths
White	3,90050%	69644%	18955%
Hispanic	2,05226%	26617%	329%
Non-Hispanic	1,83524%	43027%	15746%
Unknown ethnicity	130%	00%	00%
Black	2,84637%	73447%	12637%
Hispanic	1732%	443%	31%
Non-Hispanic	2,66334%	69044%	12336%
Unknown ethnicity	100%	00%	00%
Other	7139%	1369%	288%
Hispanic	3735%	624%	82%
Non-Hispanic	3384%	745%	206%
Unknown ethnicity	20%	00%	00%
Unknown race	2904%	91%	00%
Hispanic	340%	30%	00%
Non-Hispanic	220%	30%	00%
Unknown ethnicity	2343%	30%	00%
Total	7,749	1,575	343

Hospitalization

counts include anyone who was hospitalized at some point during their illness. It does not reflect the number of people currently hospitalized.

Other race

includes any person with a race of American Indian/Alaskan native, Asian, native Hawaiian/Pacific Islander, or other.

Outcomes for Florida residents

Broward

Hospitalizations

1,575

(20% of all cases)

Deaths

343

(4% of all cases)

Statewide

Hospitalizations

11,008

(17% of all cases)

Deaths

2,712

(4% of all cases)

Cases in facility staff/residents

Broward

Long-term care

1,028

(13% of all cases)

Correctional

157

(2% of all cases)

Statewide

Long-term care

10,076

(16% of all cases)

Correctional

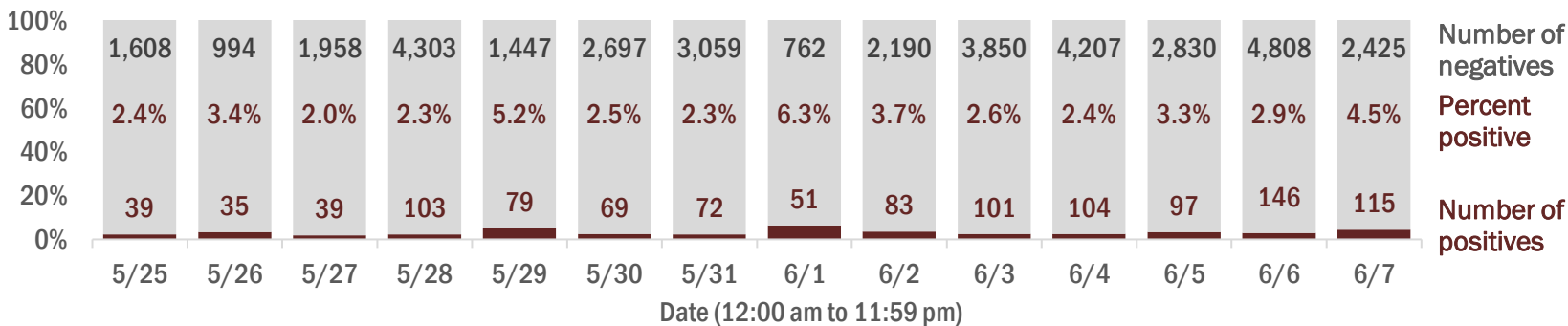
2,844

(4% of all cases)

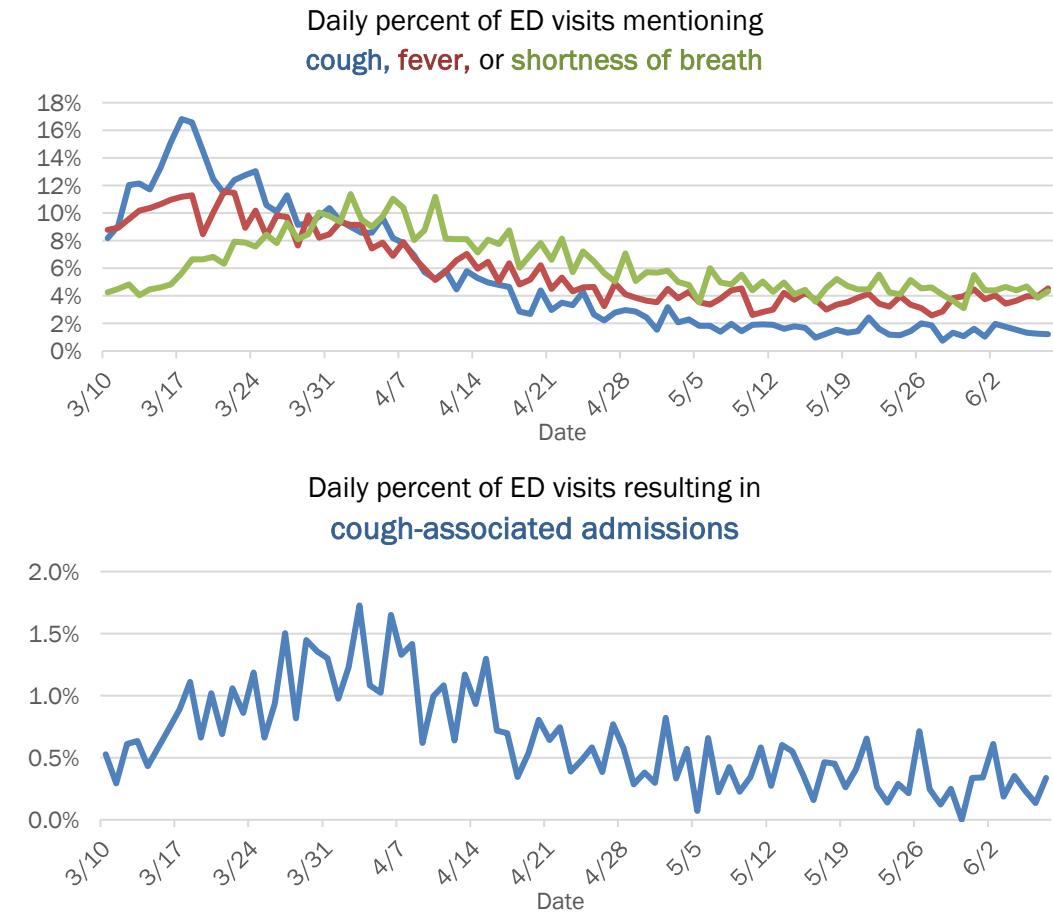
Laboratory testing for Florida residents and non-Florida residents over the past 2 weeks

Number and percent of positive labs

These counts include the number of people for whom the department received laboratory results by day. This percent is the number of people who test positive for the first time divided by all the people tested that day, excluding people who have previously tested positive.



Emergency department (ED) and freestanding ED (FSED) chief complaint and admission data for Broward County



Coronavirus: summary for Calhoun County

Data for Jun 8, 2020 (verified at 10 AM)

Data in this report are provisional and subject to change.

Confirmed cases

Total cases	66
Florida residents	66
Non-Florida residents	0
Gender for Florida residents	
Men	16
Women	50
Unknown	0
Age for Florida residents	
Range	20 - 99
Median age	79

Cases confirmed in Florida residents per day

Date	Cases
5/25	0
5/26	0
5/27	0
5/28	1
5/29	3
5/30	5
5/31	0
6/1	1
6/2	0
6/3	0
6/4	1
6/5	1
6/6	2
6/7	0

Race, ethnicity	Cases	Hospitalizations	Deaths
White	46 70%	4 67%	4 100%
Hispanic	0 0%	0 0%	0 0%
Non-Hispanic	42 64%	4 67%	4 100%
Unknown ethnicity	4 6%	0 0%	0 0%
Black	11 17%	2 33%	0 0%
Hispanic	0 0%	0 0%	0 0%
Non-Hispanic	10 15%	2 33%	0 0%
Unknown ethnicity	1 2%	0 0%	0 0%
Other	0 0%	0 0%	0 0%
Hispanic	0 0%	0 0%	0 0%
Non-Hispanic	0 0%	0 0%	0 0%
Unknown ethnicity	0 0%	0 0%	0 0%
Unknown race	9 14%	0 0%	0 0%
Hispanic	0 0%	0 0%	0 0%
Non-Hispanic	0 0%	0 0%	0 0%
Unknown ethnicity	9 14%	0 0%	0 0%
Total	66	6	4

Hospitalization counts include anyone who was hospitalized at some point during their illness. It does not reflect the number of people currently hospitalized.

Other race includes any person with a race of American Indian/Alaskan native, Asian, native Hawaiian/Pacific Islander, or other.

Outcomes for Florida residents

Calhoun

Hospitalizations	6	(9% of all cases)
Deaths	4	(6% of all cases)

Statewide

Hospitalizations	11,008	(17% of all cases)
Deaths	2,712	(4% of all cases)

Cases in facility staff/residents

Calhoun

Long-term care	57	(86% of all cases)
Correctional	2	(3% of all cases)

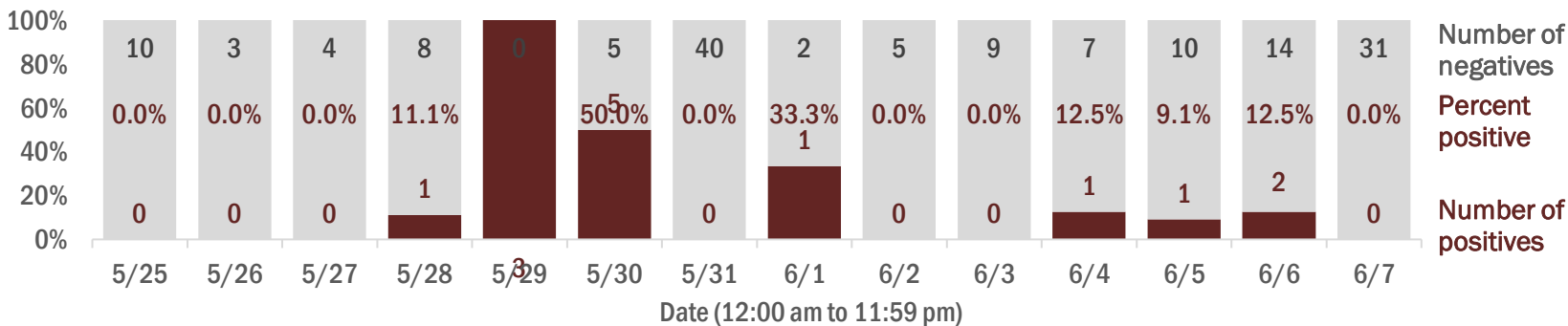
Statewide

Long-term care	10,076	(16% of all cases)
Correctional	2,844	(4% of all cases)

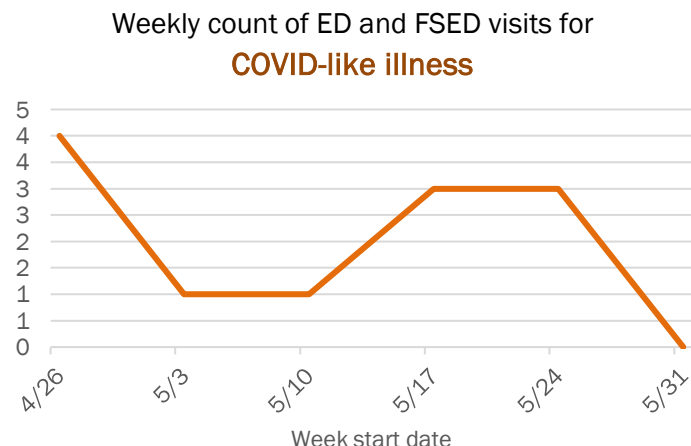
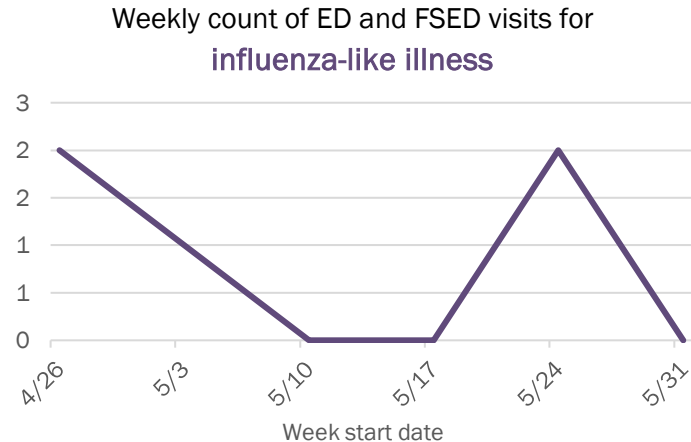
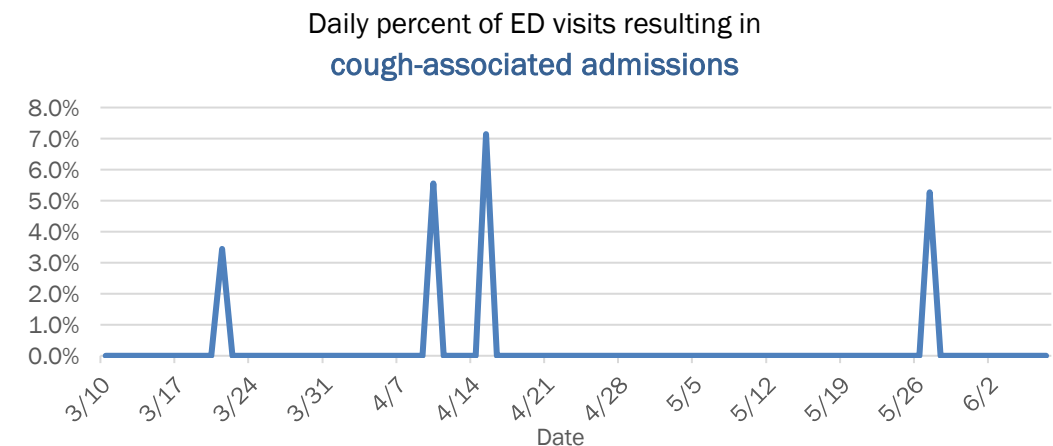
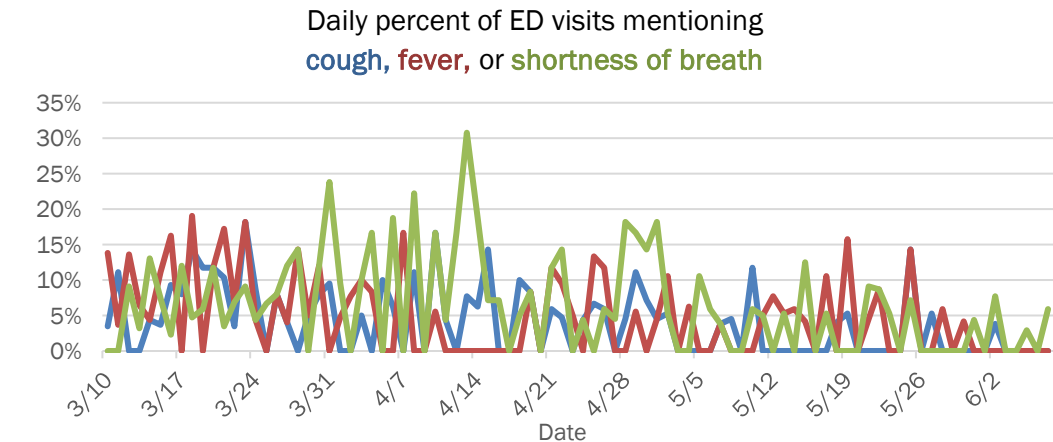
Laboratory testing for Florida residents and non-Florida residents over the past 2 weeks

Number and percent of positive labs

These counts include the number of people for whom the department received laboratory results by day. This percent is the number of people who test positive for the first time divided by all the people tested that day, excluding people who have previously tested positive.



Emergency department (ED) and freestanding ED (FSED) chief complaint and admission data for Calhoun County

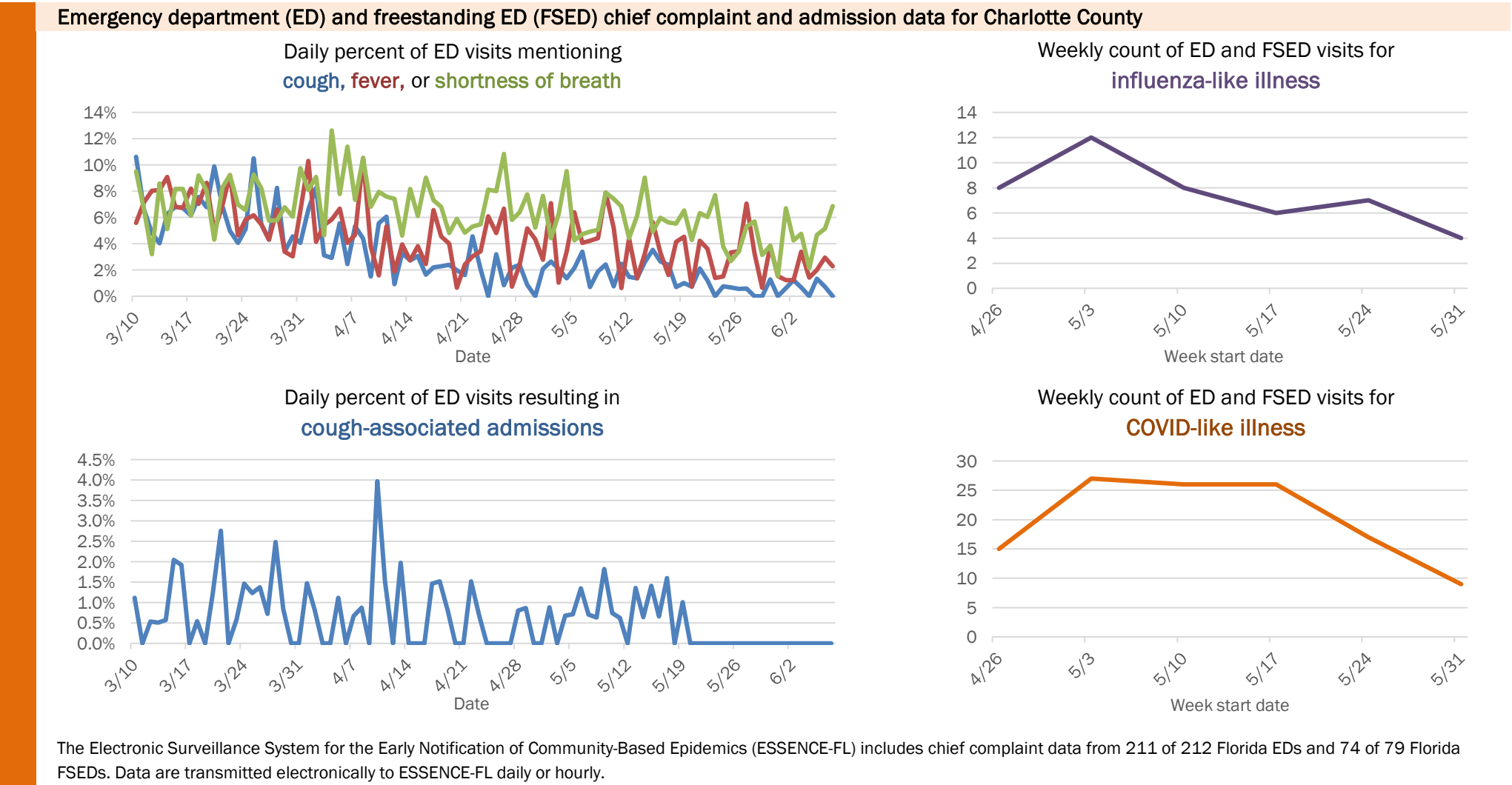
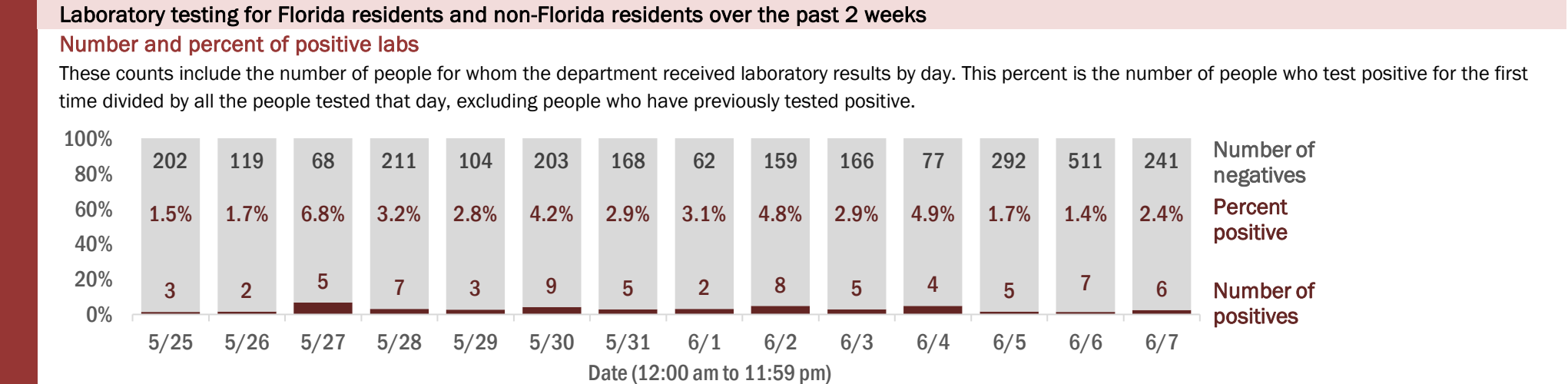
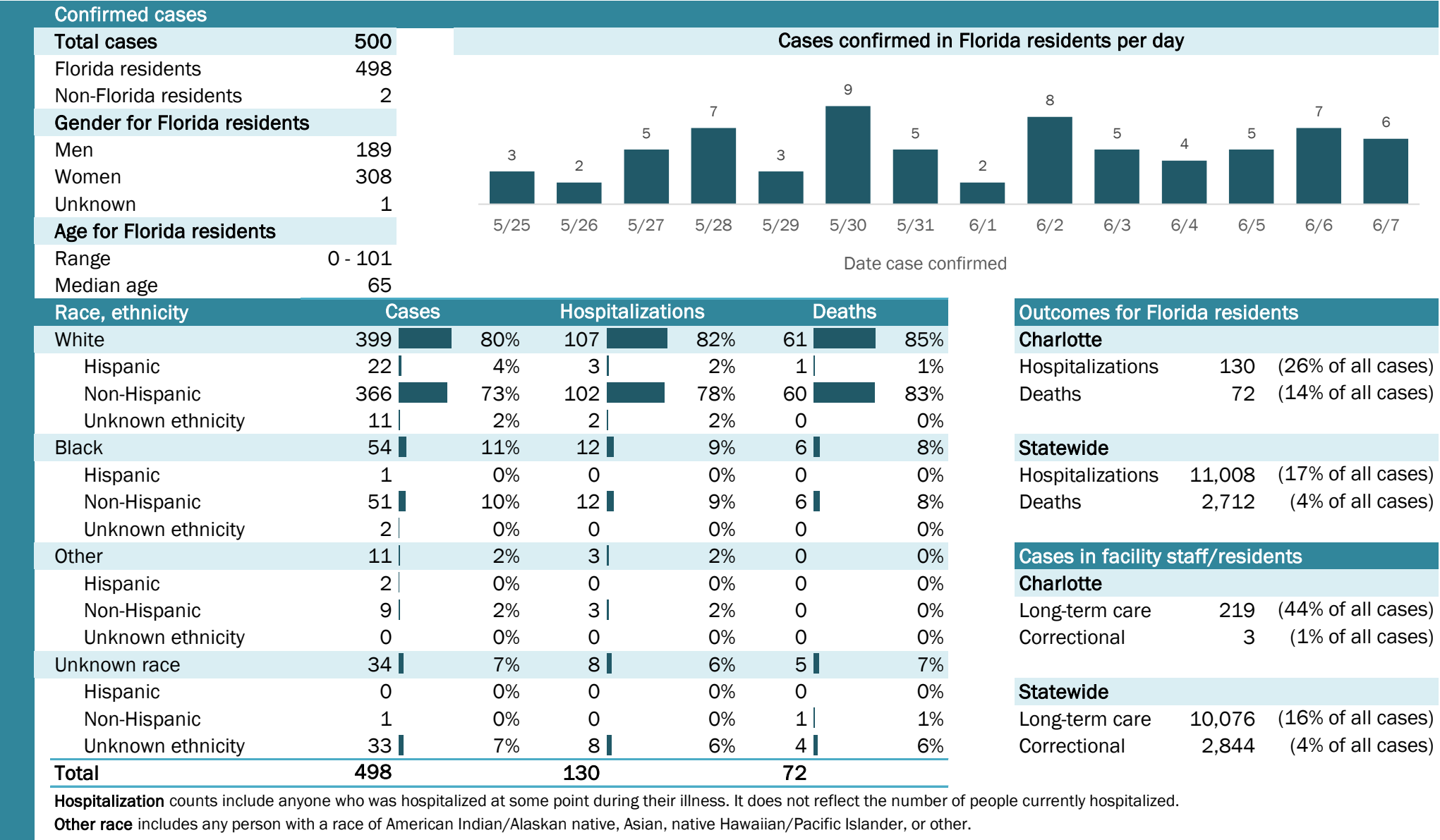


The Electronic Surveillance System for the Early Notification of Community-Based Epidemics (ESSENCE-FL) includes chief complaint data from 211 of 212 Florida EDs and 74 of 79 Florida FSEDs. Data are transmitted electronically to ESSENCE-FL daily or hourly.

Coronavirus: summary for Charlotte County

Data for Jun 8, 2020 (verified at 10 AM)

Data in this report are provisional and subject to change.



Coronavirus: summary for Citrus County

Data for Jun 8, 2020 (verified at 10 AM)

Data in this report are provisional and subject to change.

Confirmed cases

Total cases128

Florida residents128

Non-Florida residents0

Gender for Florida residents

Men66

Women62

Unknown0

Age for Florida residents

Range0 - 97

Median age60

Cases confirmed in Florida residents per day

1

1

1

3

3

5/255/265/275/285/295/305/316/16/26/36/46/56/66/7

Date case confirmed

Race, ethnicity	Cases	Hospitalizations	Deaths
White	8970%3091%12100%		
Hispanic	75%13%		
Non-Hispanic	8063%2988%12100%		
Unknown ethnicity	22%00%		
Black	43%00%		
Hispanic	00%00%		
Non-Hispanic	43%00%		
Unknown ethnicity	00%00%		
Other	108%00%		
Hispanic	43%00%		
Non-Hispanic	65%00%		
Unknown ethnicity	00%00%		
Unknown race	2520%39%00%		
Hispanic	32%00%		
Non-Hispanic	00%00%		
Unknown ethnicity	2217%39%00%		
Total	1283312		

Hospitalization

counts include anyone who was hospitalized at some point during their illness. It does not reflect the number of people currently hospitalized.

Other race

includes any person with a race of American Indian/Alaskan native, Asian, native Hawaiian/Pacific Islander, or other.

Outcomes for Florida residents

Citrus

Hospitalizations33(26% of all cases)

Deaths12(9% of all cases)

Statewide

Hospitalizations11,008(17% of all cases)

Deaths2,712(4% of all cases)

Cases in facility staff/residents

Citrus

Long-term care9(7% of all cases)

Correctional3(2% of all cases)

Statewide

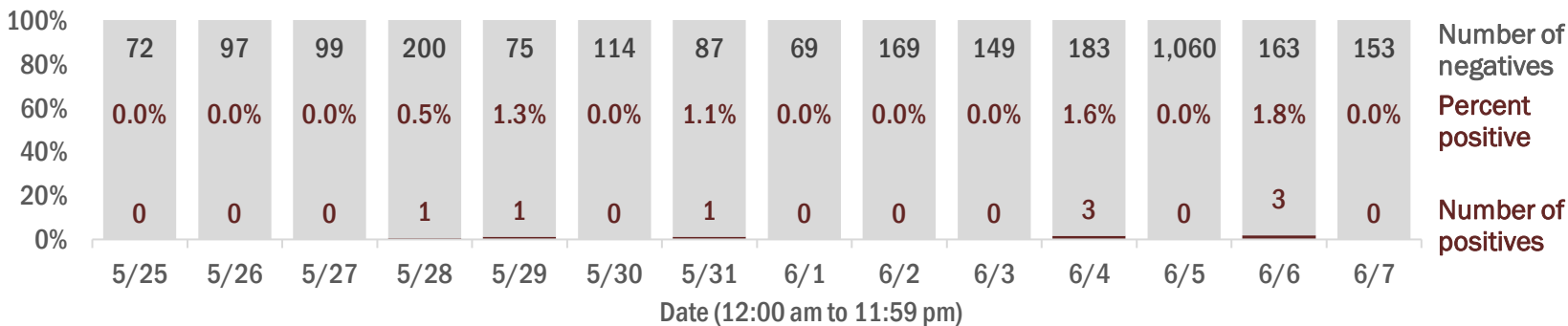
Long-term care10,076(16% of all cases)

Correctional2,844(4% of all cases)

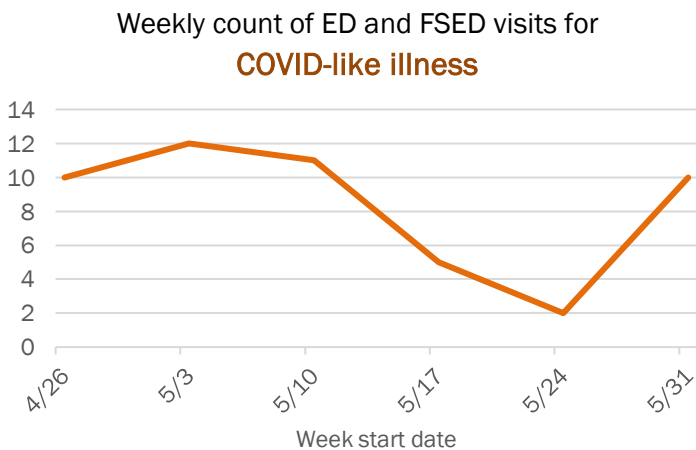
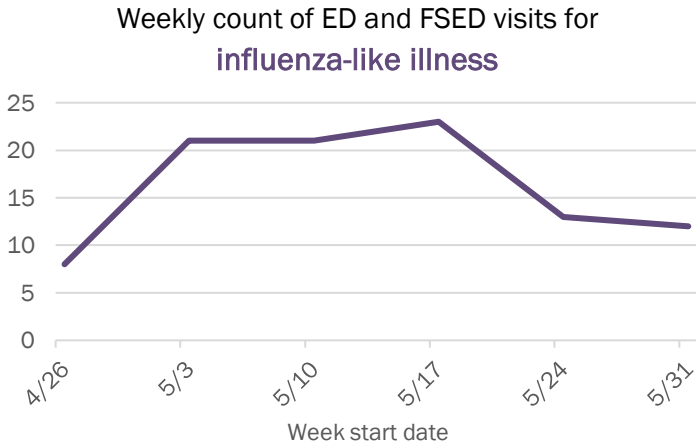
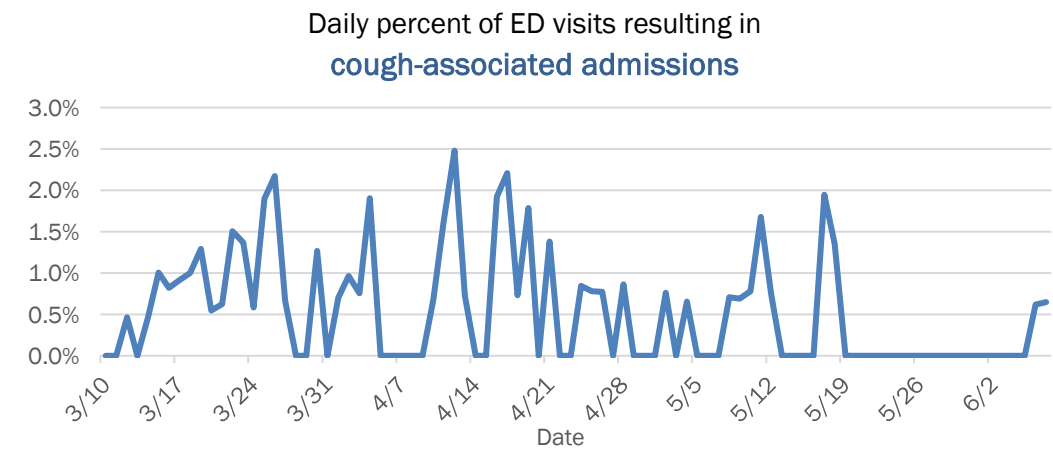
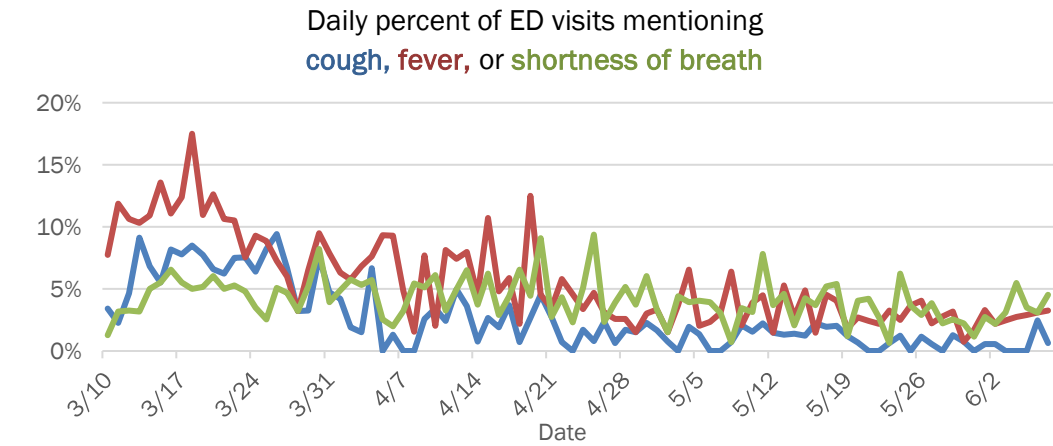
Laboratory testing for Florida residents and non-Florida residents over the past 2 weeks

Number and percent of positive labs

These counts include the number of people for whom the department received laboratory results by day. This percent is the number of people who test positive for the first time divided by all the people tested that day, excluding people who have previously tested positive.



Emergency department (ED) and freestanding ED (FSED) chief complaint and admission data for Citrus County

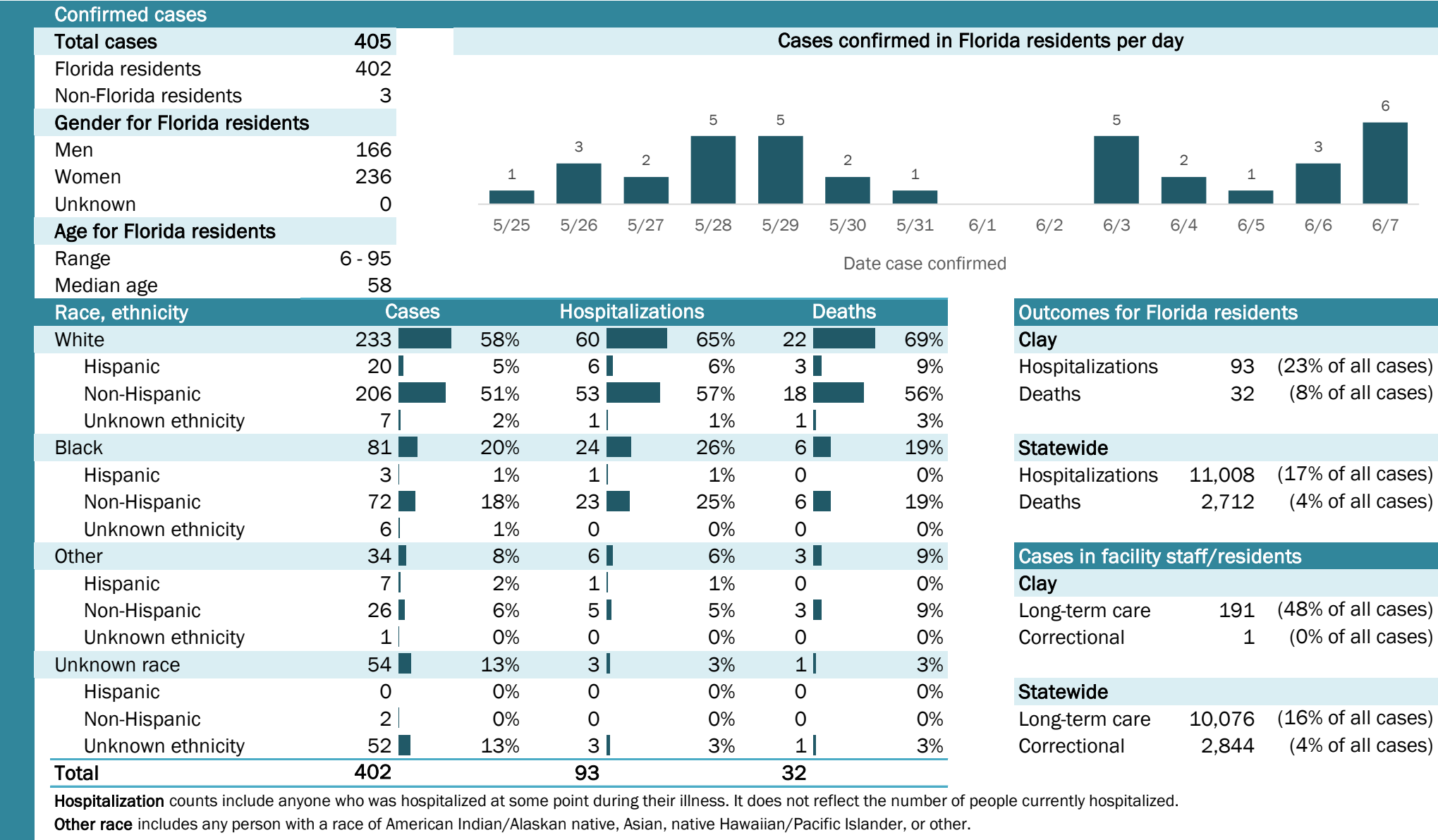


The Electronic Surveillance System for the Early Notification of Community-Based Epidemics (ESSENCE-FL) includes chief complaint data from 211 of 212 Florida EDs and 74 of 79 Florida FSEDs. Data are transmitted electronically to ESSENCE-FL daily or hourly.

Coronavirus: summary for Clay County

Data for Jun 8, 2020 (verified at 10 AM)

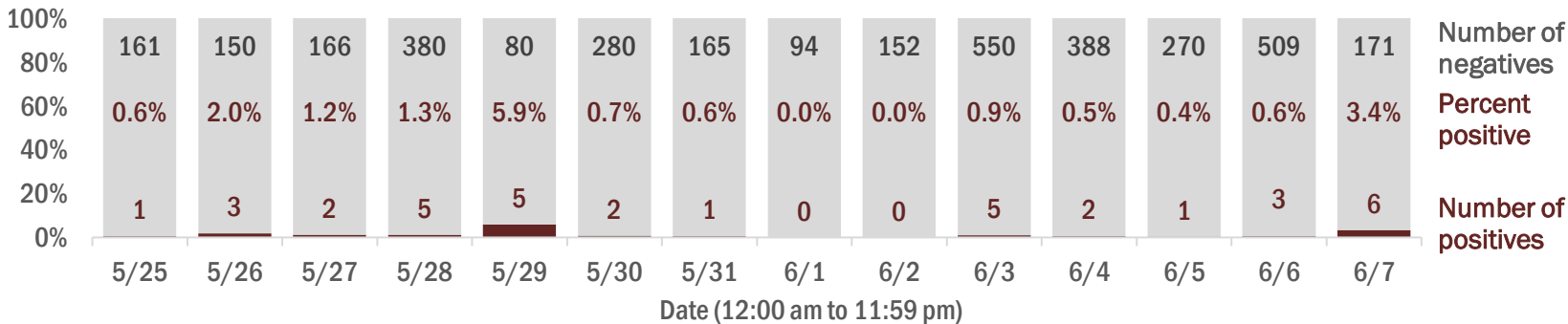
Data in this report are provisional and subject to change.



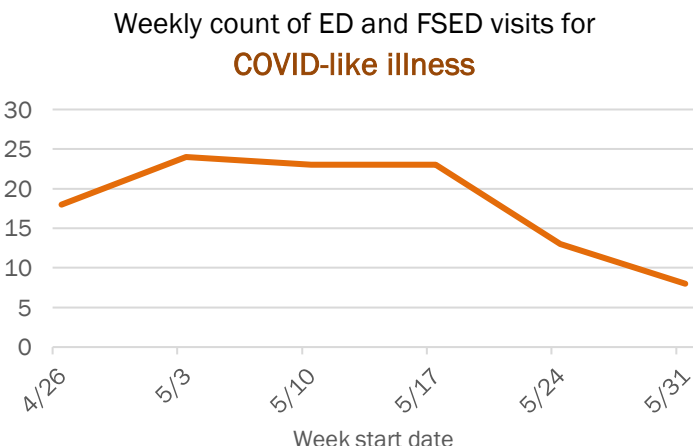
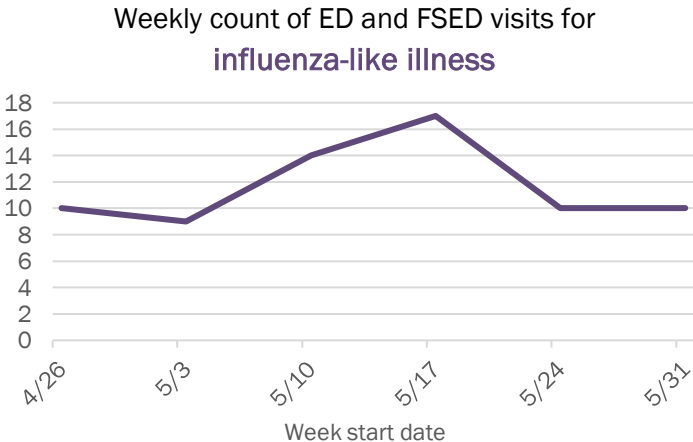
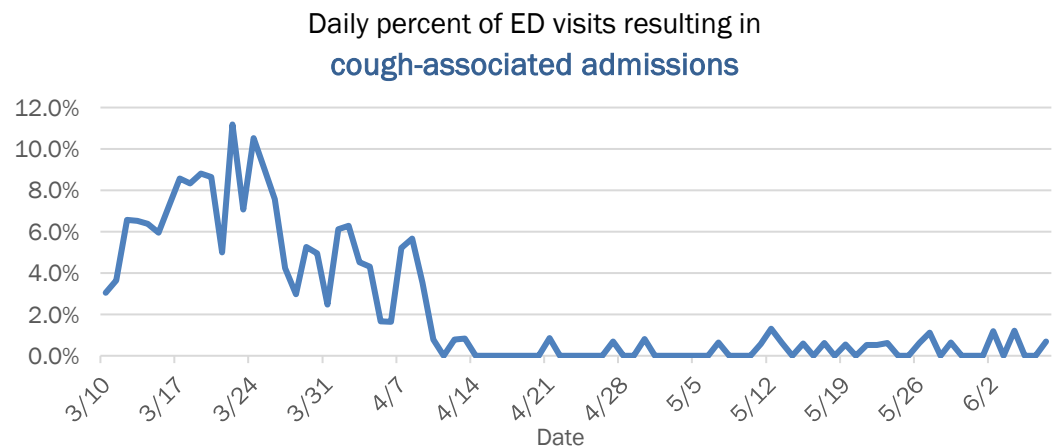
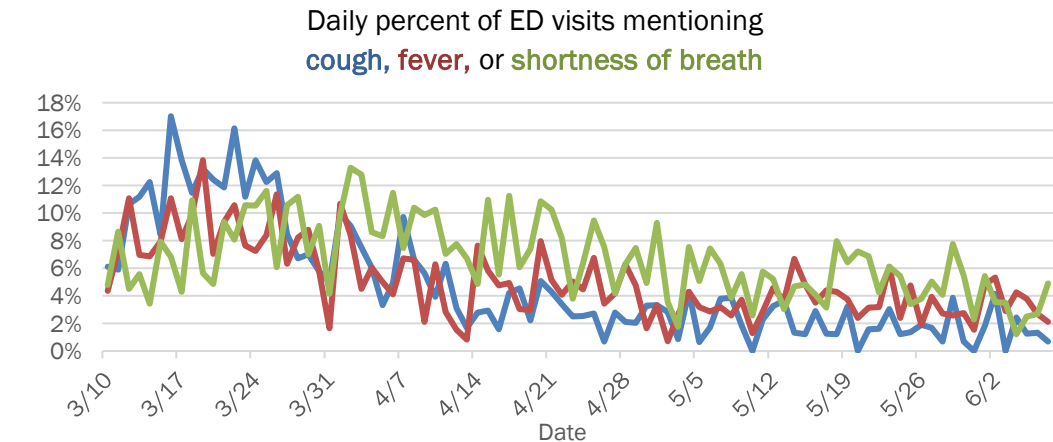
Laboratory testing for Florida residents and non-Florida residents over the past 2 weeks

Number and percent of positive labs

These counts include the number of people for whom the department received laboratory results by day. This percent is the number of people who test positive for the first time divided by all the people tested that day, excluding people who have previously tested positive.



Emergency department (ED) and freestanding ED (FSED) chief complaint and admission data for Clay County

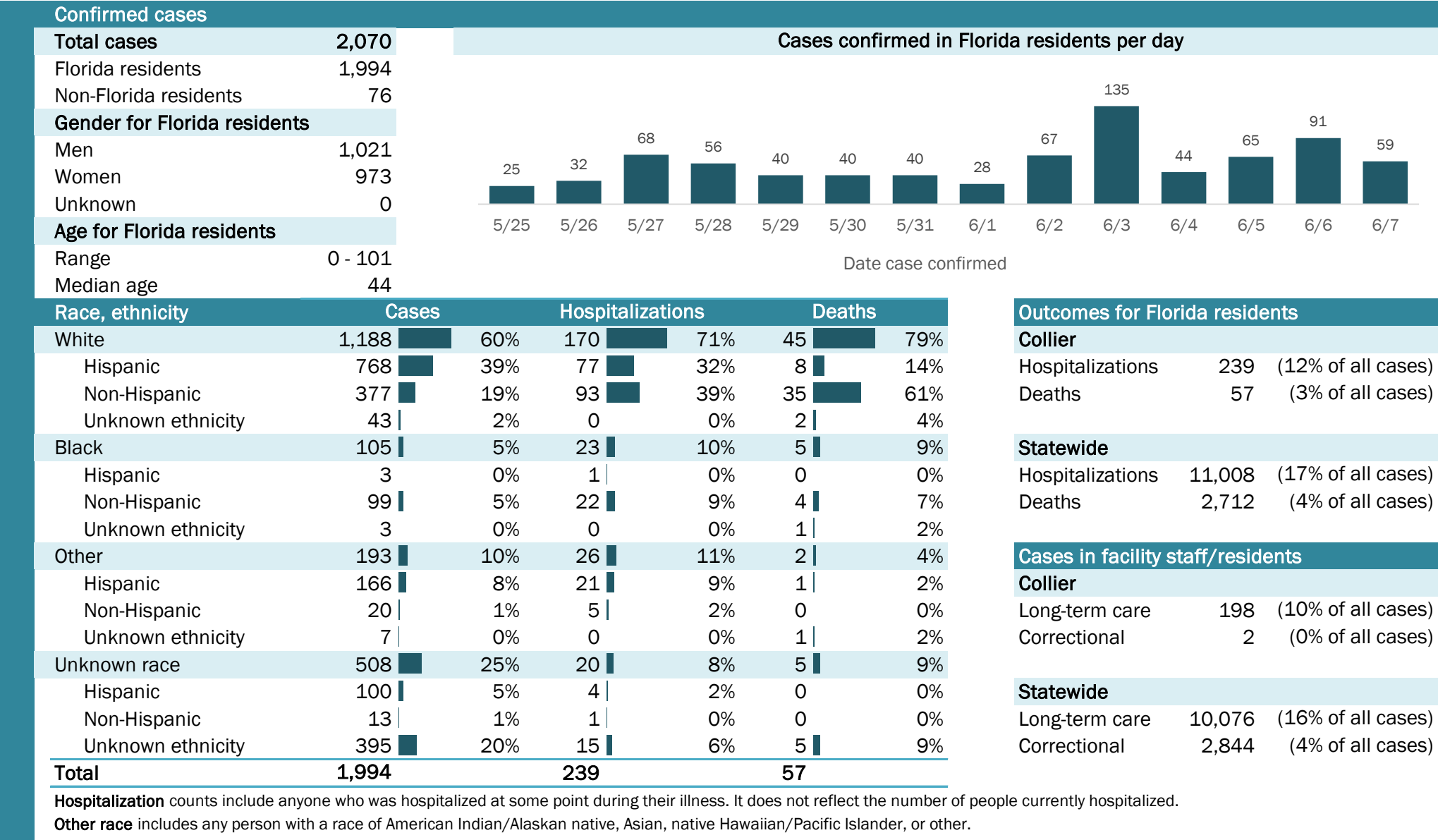


The Electronic Surveillance System for the Early Notification of Community-Based Epidemics (ESSENCE-FL) includes chief complaint data from 211 of 212 Florida EDs and 74 of 79 Florida FSEDs. Data are transmitted electronically to ESSENCE-FL daily or hourly.

Coronavirus: summary for Collier County

Data for Jun 8, 2020 (verified at 10 AM)

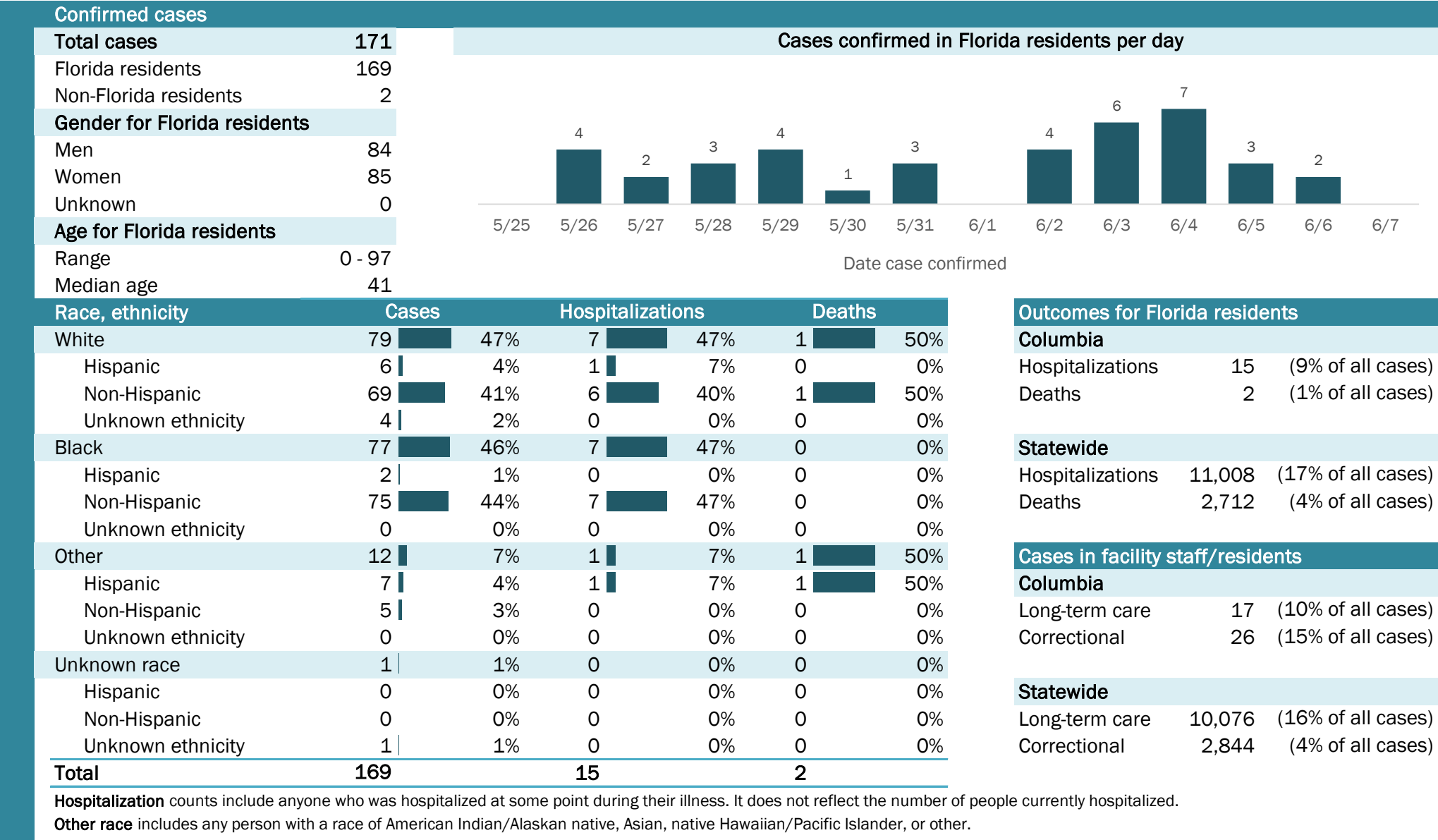
Data in this report are provisional and subject to change.



Coronavirus: summary for Columbia County

Data for Jun 8, 2020 (verified at 10 AM)

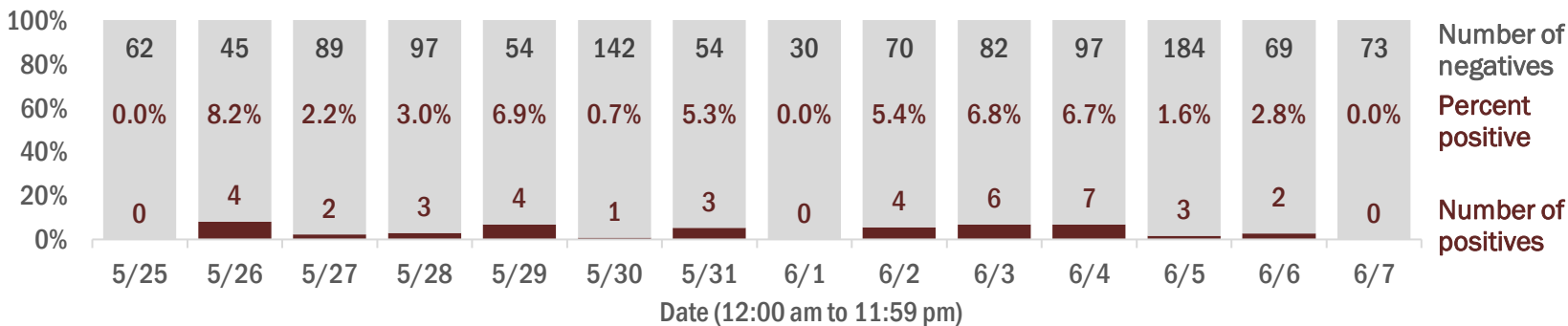
Data in this report are provisional and subject to change.



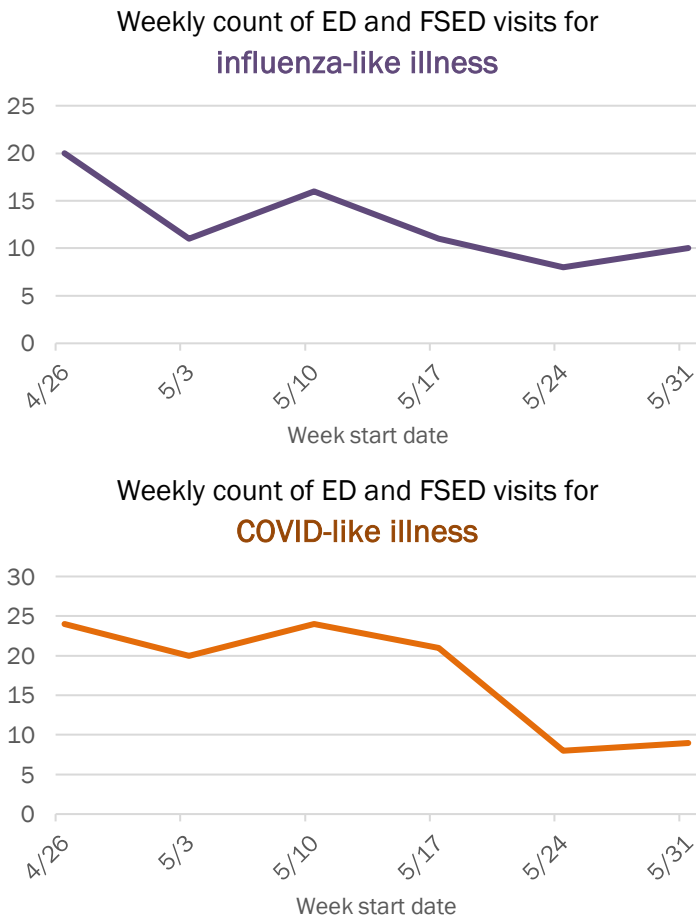
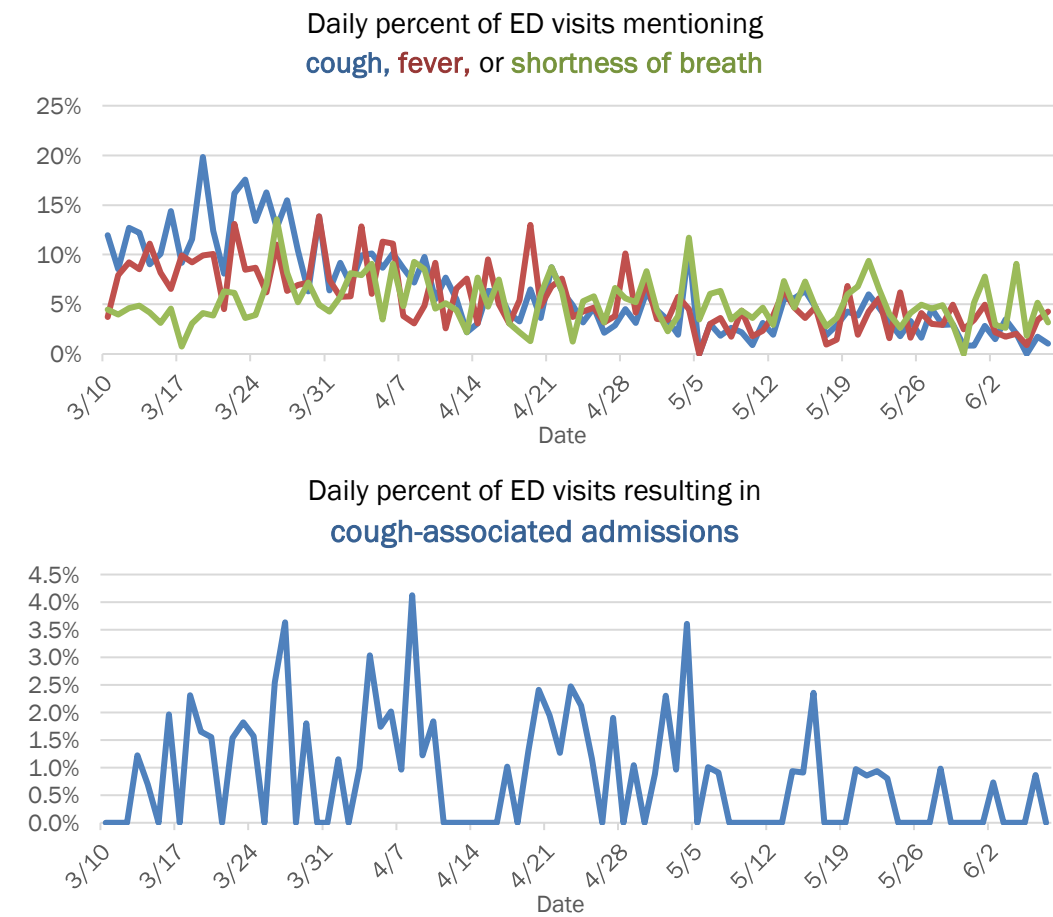
Laboratory testing for Florida residents and non-Florida residents over the past 2 weeks

Number and percent of positive labs

These counts include the number of people for whom the department received laboratory results by day. This percent is the number of people who test positive for the first time divided by all the people tested that day, excluding people who have previously tested positive.



Emergency department (ED) and freestanding ED (FSED) chief complaint and admission data for Columbia County

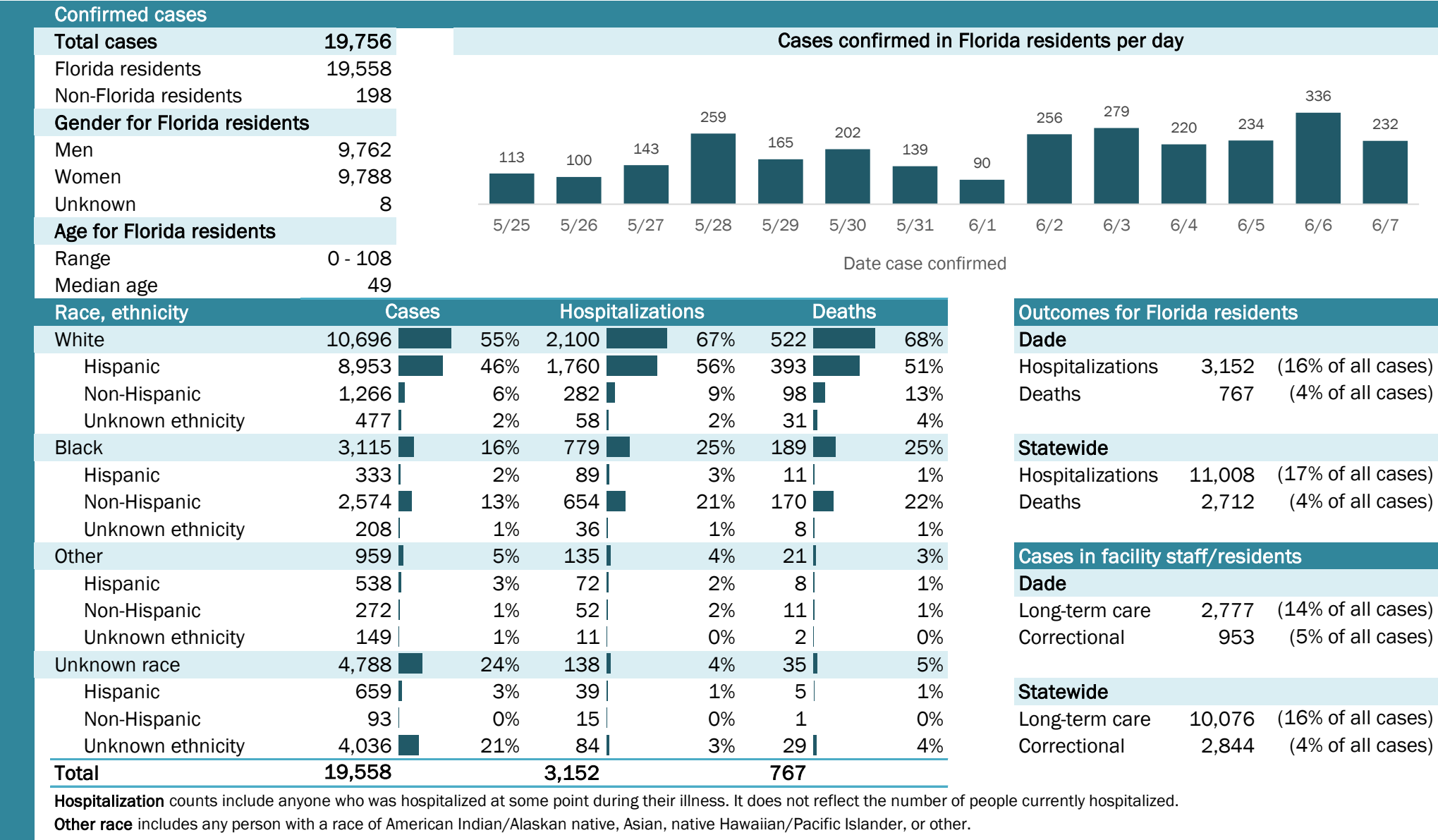


The Electronic Surveillance System for the Early Notification of Community-Based Epidemics (ESSENCE-FL) includes chief complaint data from 211 of 212 Florida EDs and 74 of 79 Florida FSEDs. Data are transmitted electronically to ESSENCE-FL daily or hourly.

Coronavirus: summary for Dade County

Data for Jun 8, 2020 (verified at 10 AM)

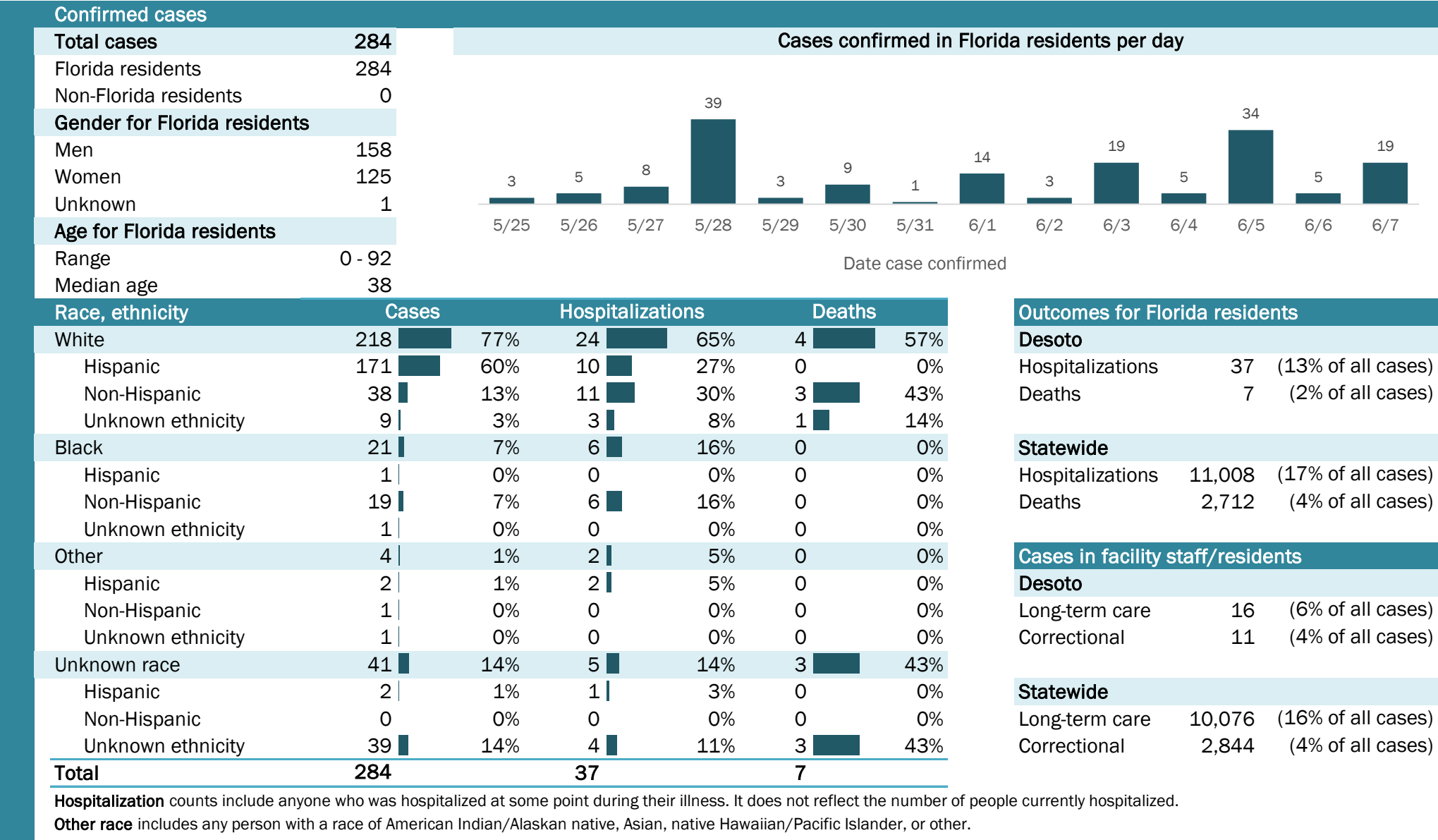
Data in this report are provisional and subject to change.



Coronavirus: summary for Desoto County

Data for Jun 8, 2020 (verified at 10 AM)

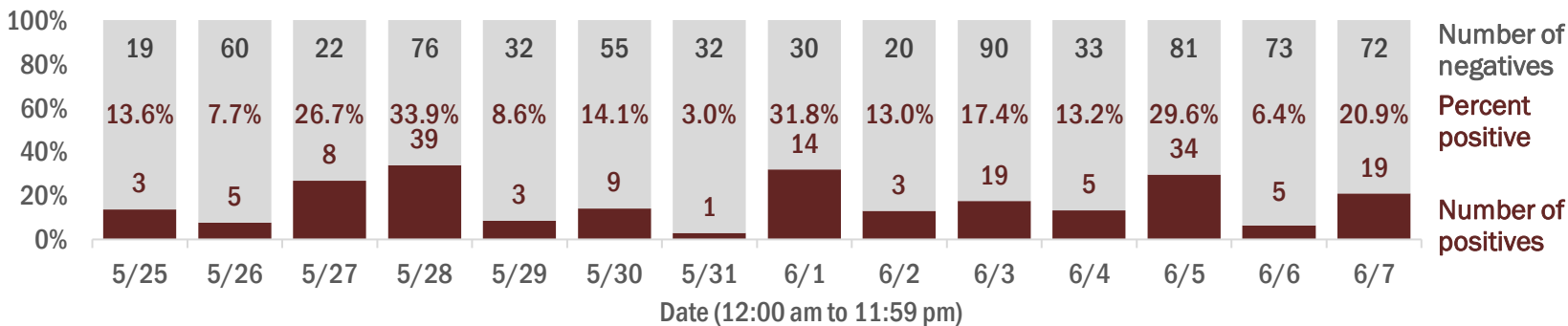
Data in this report are provisional and subject to change.



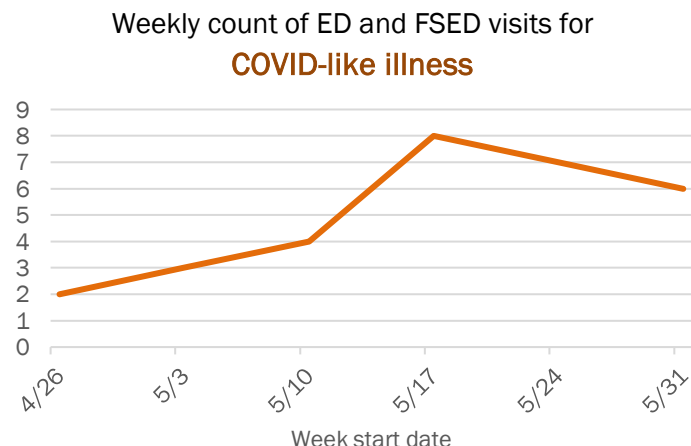
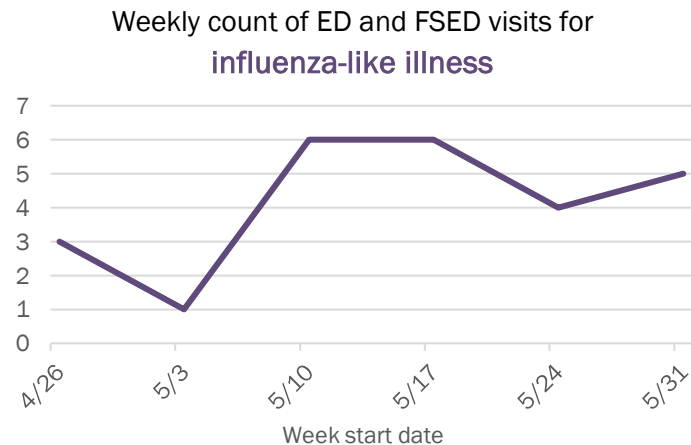
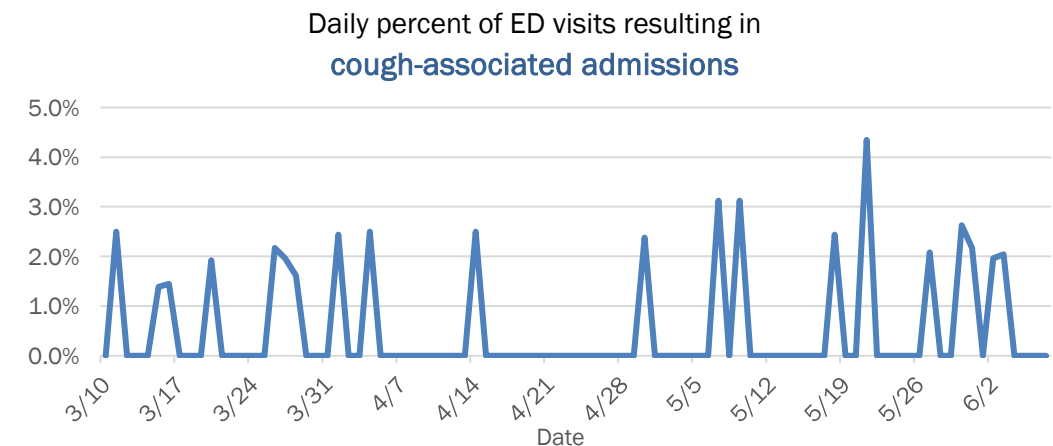
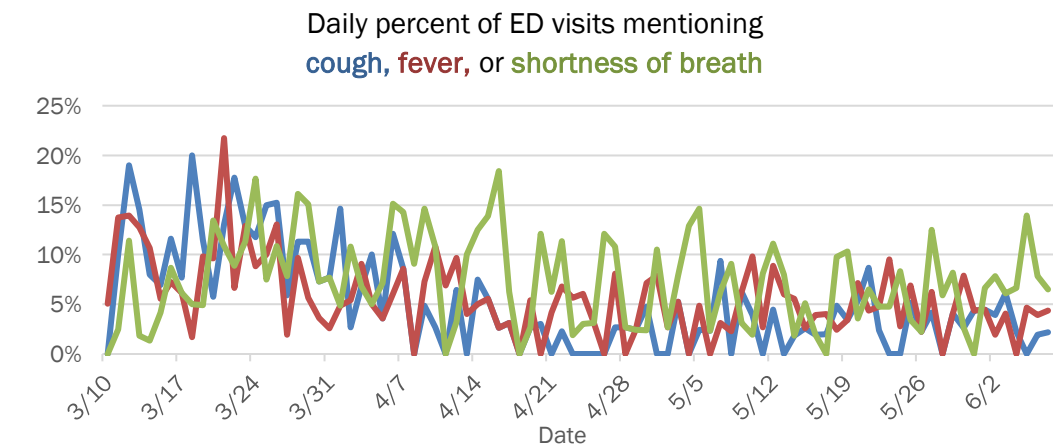
Laboratory testing for Florida residents and non-Florida residents over the past 2 weeks

Number and percent of positive labs

These counts include the number of people for whom the department received laboratory results by day. This percent is the number of people who test positive for the first time divided by all the people tested that day, excluding people who have previously tested positive.



Emergency department (ED) and freestanding ED (FSED) chief complaint and admission data for Desoto County

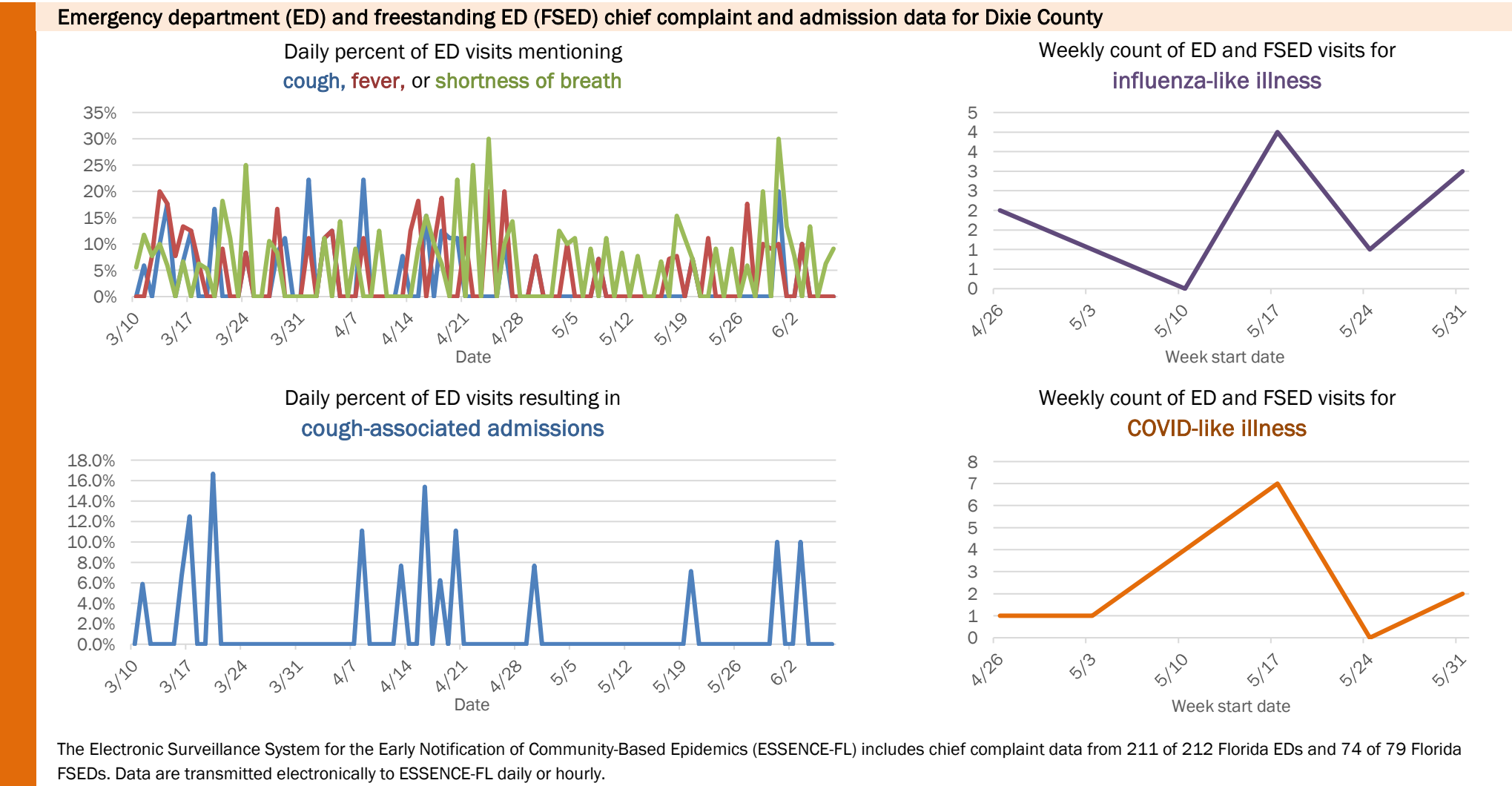
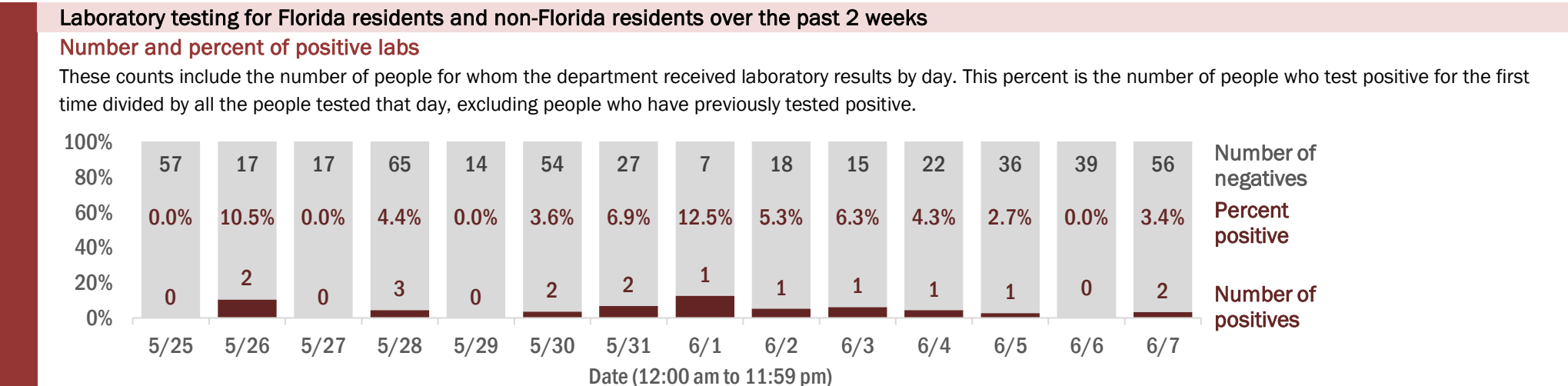
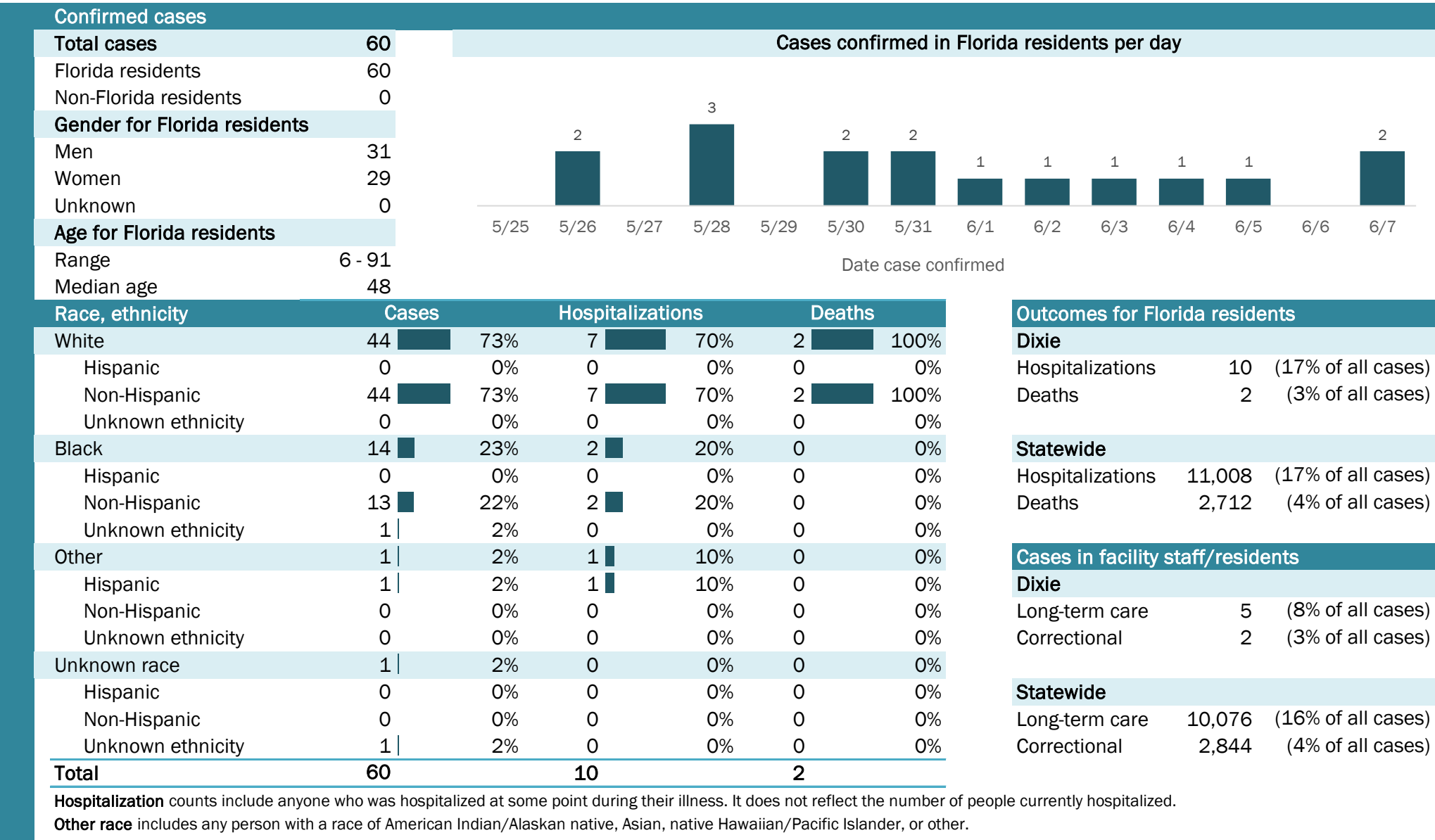


The Electronic Surveillance System for the Early Notification of Community-Based Epidemics (ESSENCE-FL) includes chief complaint data from 211 of 212 Florida EDs and 74 of 79 Florida FSEDs. Data are transmitted electronically to ESSENCE-FL daily or hourly.

Coronavirus: summary for Dixie County

Data for Jun 8, 2020 (verified at 10 AM)

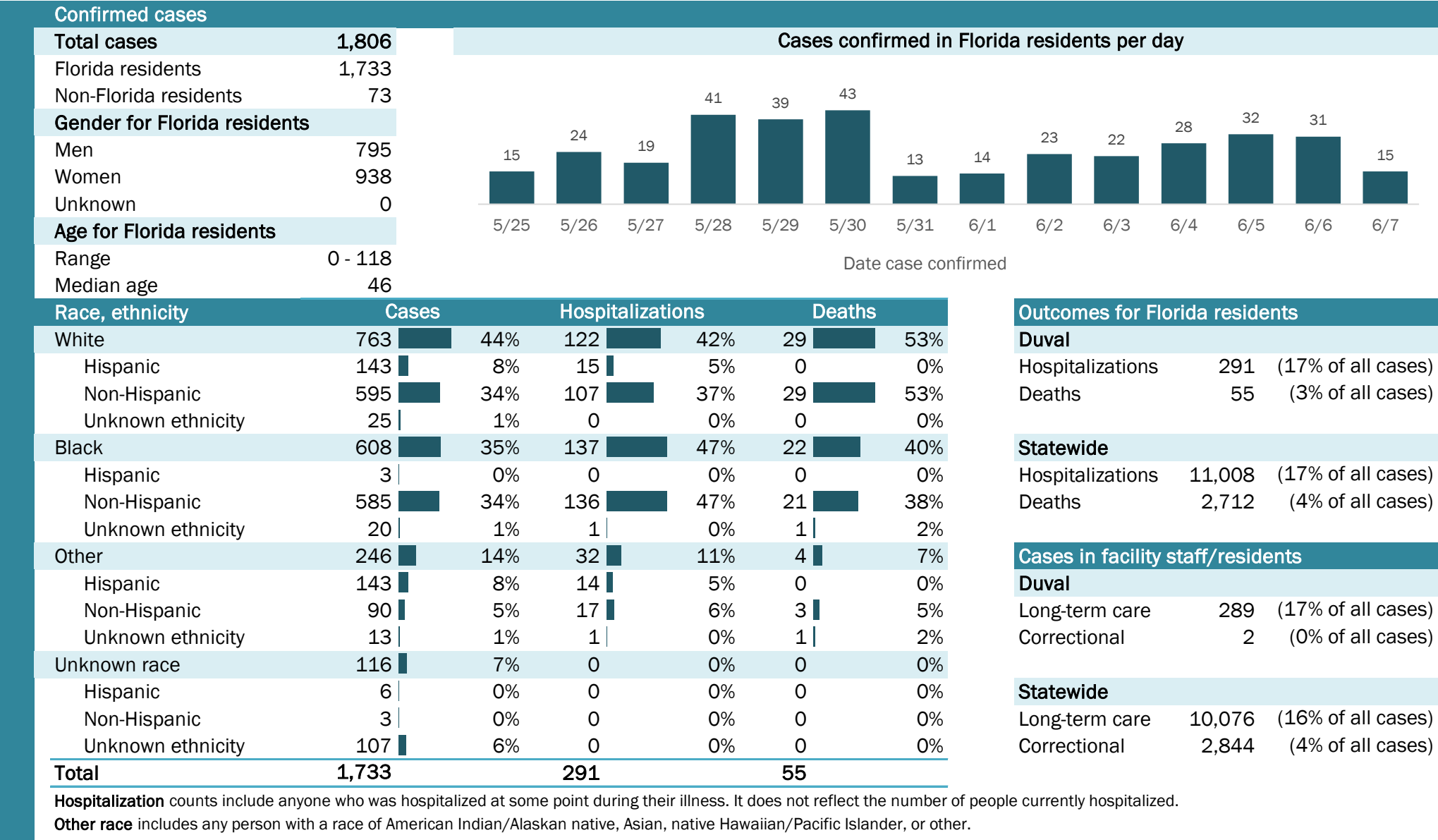
Data in this report are provisional and subject to change.



Coronavirus: summary for Duval County

Data for Jun 8, 2020 (verified at 10 AM)

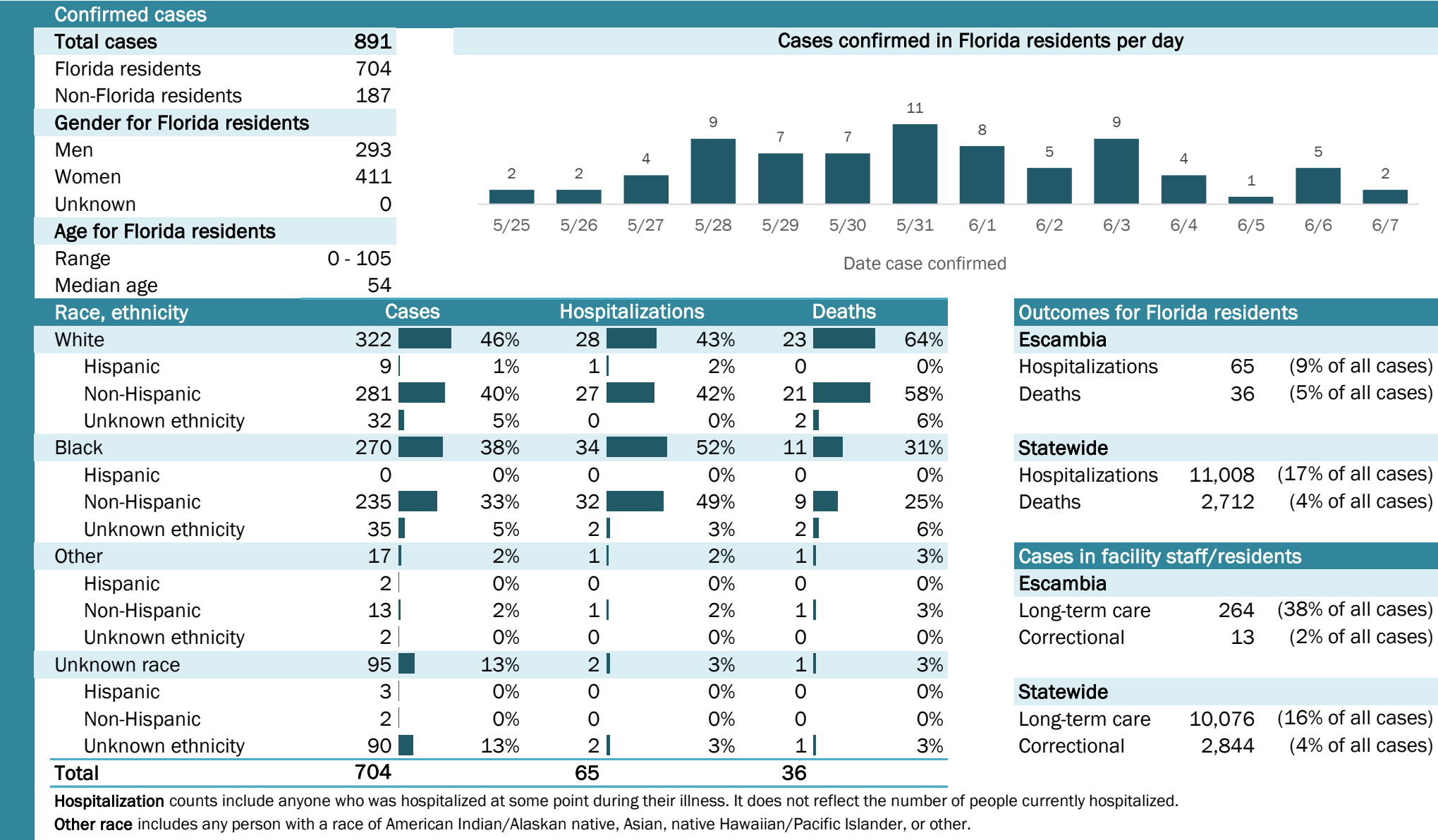
Data in this report are provisional and subject to change.



Coronavirus: summary for Escambia County

Data for Jun 8, 2020 (verified at 10 AM)

Data in this report are provisional and subject to change.



Coronavirus: summary for Flagler County

Data for Jun 8, 2020 (verified at 10 AM)

Data in this report are provisional and subject to change.

Confirmed cases

Total cases

195

Florida residents

190

Non-Florida residents

5

Gender for Florida residents

Men

78

Women

112

Unknown

0

Age for Florida residents

Range

5 - 94

Median age

55

Cases confirmed in Florida residents per day

1

1

3

2

6

1

1

3

5/25

5/26

5/27

5/28

5/29

5/30

5/31

6/1

6/2

6/3

6/4

6/5

6/6

6/7

Date case confirmed

Race, ethnicity	Cases	Hospitalizations	Deaths
White	11561%	1568%	4100%
Hispanic	168%	29%	125%
Non-Hispanic	9952%	1359%	375%
Unknown ethnicity	00%	00%	00%
Black	2915%	418%	00%
Hispanic	00%	00%	00%
Non-Hispanic	2915%	418%	00%
Unknown ethnicity	00%	00%	00%
Other	3921%	314%	00%
Hispanic	74%	15%	00%
Non-Hispanic	2915%	15%	00%
Unknown ethnicity	32%	15%	00%
Unknown race	74%	00%	00%
Hispanic	00%	00%	00%
Non-Hispanic	11%	00%	00%
Unknown ethnicity	63%	00%	00%
Total	190	22	4

Hospitalization

counts include anyone who was hospitalized at some point during their illness. It does not reflect the number of people currently hospitalized.

Other race

includes any person with a race of American Indian/Alaskan native, Asian, native Hawaiian/Pacific Islander, or other.

Outcomes for Florida residents

Flagler

Hospitalizations

22

(12% of all cases)

Deaths

4

(2% of all cases)

Statewide

Hospitalizations

11,008

(17% of all cases)

Deaths

2,712

(4% of all cases)

Cases in facility staff/residents

Flagler

Long-term care

15

(8% of all cases)

Correctional

6

(3% of all cases)

Statewide

Long-term care

10,076

(16% of all cases)

Correctional

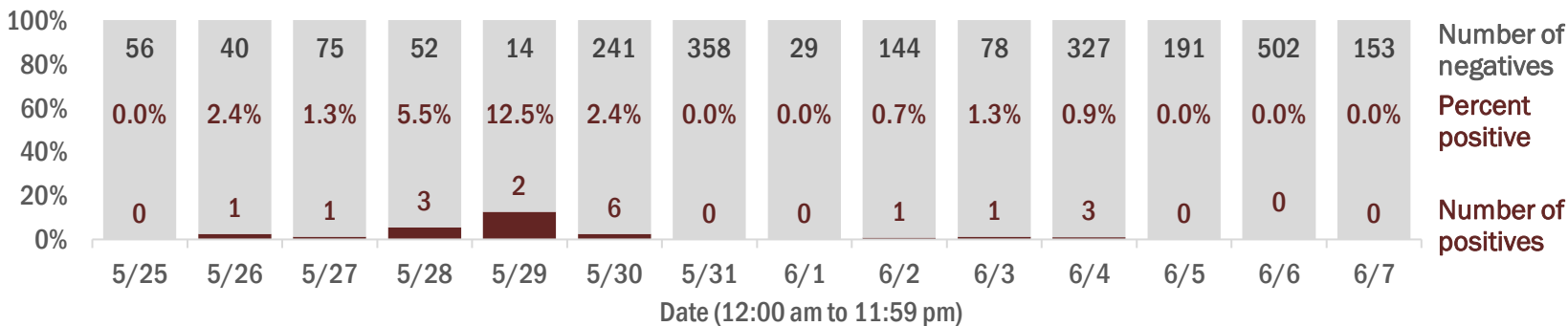
2,844

(4% of all cases)

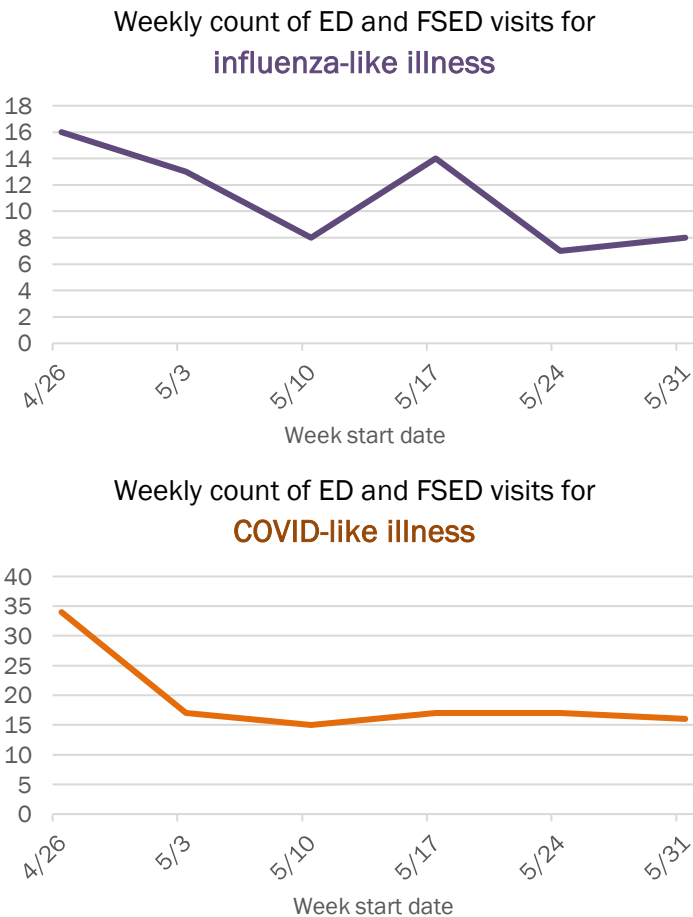
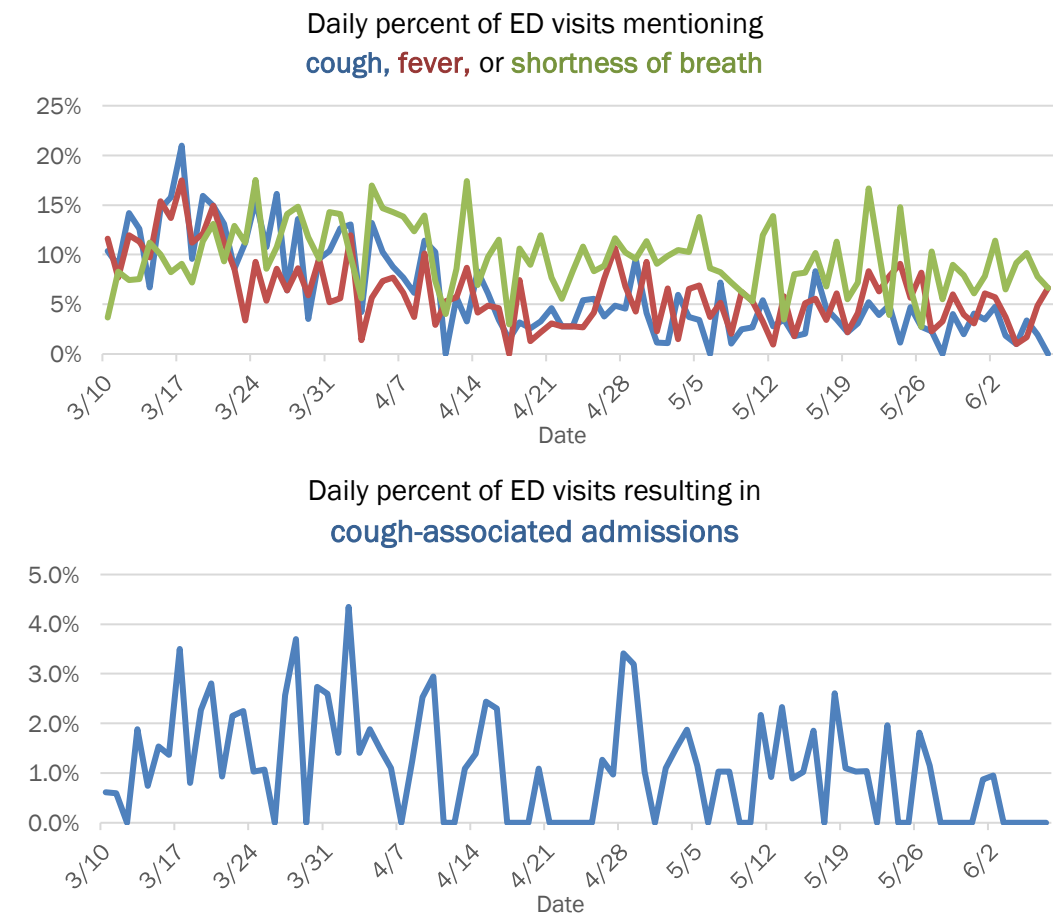
Laboratory testing for Florida residents and non-Florida residents over the past 2 weeks

Number and percent of positive labs

These counts include the number of people for whom the department received laboratory results by day. This percent is the number of people who test positive for the first time divided by all the people tested that day, excluding people who have previously tested positive.



Emergency department (ED) and freestanding ED (FSED) chief complaint and admission data for Flagler County



The Electronic Surveillance System for the Early Notification of Community-Based Epidemics (ESSENCE-FL) includes chief complaint data from 211 of 212 Florida EDs and 74 of 79 Florida FSEDs. Data are transmitted electronically to ESSENCE-FL daily or hourly.

Coronavirus: summary for Franklin County

Data for Jun 8, 2020 (verified at 10 AM)

Data in this report are provisional and subject to change.

Confirmed cases			Cases confirmed in Florida residents per day														
Total cases	2																
Florida residents	1																
Non-Florida residents	1																
Gender for Florida residents																	
Men	0																
Women	1																
Unknown	0																
Age for Florida residents			5/25	5/26	5/27	5/28	5/29	5/30	5/31	6/1	6/2	6/3	6/4	6/5	6/6	6/7	
Range	60 - 60		Date case confirmed														
Median age	60																
Race, ethnicity		Cases	Hospitalizations			Deaths			Outcomes for Florida residents								
White	1	<div><div></div></div> 100%	0		N/A	0		N/A	Franklin								
Hispanic	0	<div><div></div></div> 0%	0		N/A	0		N/A	Hospitalizations	0	(0% of all cases)						
Non-Hispanic	1	<div><div></div></div> 100%	0		N/A	0		N/A	Deaths	0	(0% of all cases)						
Unknown ethnicity	0	<div><div></div></div> 0%	0		N/A	0		N/A	Statewide								
Black	0	<div><div></div></div> 0%	0		N/A	0		N/A	Hospitalizations	11,008	(17% of all cases)						
Hispanic	0	<div><div></div></div> 0%	0		N/A	0		N/A	Deaths	2,712	(4% of all cases)						
Non-Hispanic	0	<div><div></div></div> 0%	0		N/A	0		N/A	Cases in facility staff/residents								
Unknown ethnicity	0	<div><div></div></div> 0%	0		N/A	0		N/A	Franklin								
Other	0	<div><div></div></div> 0%	0		N/A	0		N/A	Long-term care	0	(0% of all cases)						
Hispanic	0	<div><div></div></div> 0%	0		N/A	0		N/A	Correctional	0	(0% of all cases)						
Non-Hispanic	0	<div><div></div></div> 0%	0		N/A	0		N/A	Statewide								
Unknown ethnicity	0	<div><div></div></div> 0%	0		N/A	0		N/A	Long-term care	10,076	(16% of all cases)						
Unknown race	0	<div><div></div></div> 0%	0		N/A	0		N/A	Correctional	2,844	(4% of all cases)						
Hispanic	0	<div><div></div></div> 0%	0		N/A	0		N/A									
Non-Hispanic	0	<div><div></div></div> 0%	0		N/A	0		N/A									
Unknown ethnicity	0	<div><div></div></div> 0%	0		N/A	0		N/A									
Total	1		0			0											

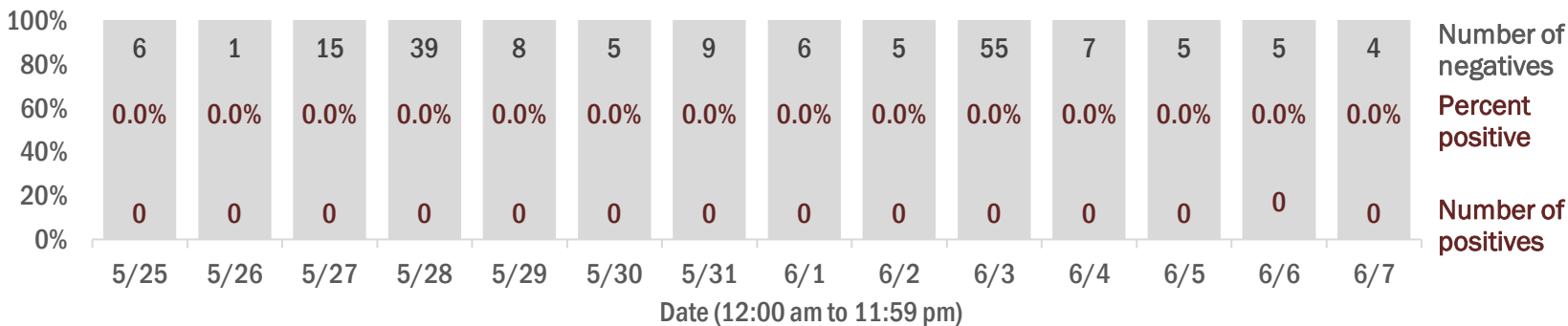
Hospitalization counts include anyone who was hospitalized at some point during their illness. It does not reflect the number of people currently hospitalized.

Other race includes any person with a race of American Indian/Alaskan native, Asian, native Hawaiian/Pacific Islander, or other.

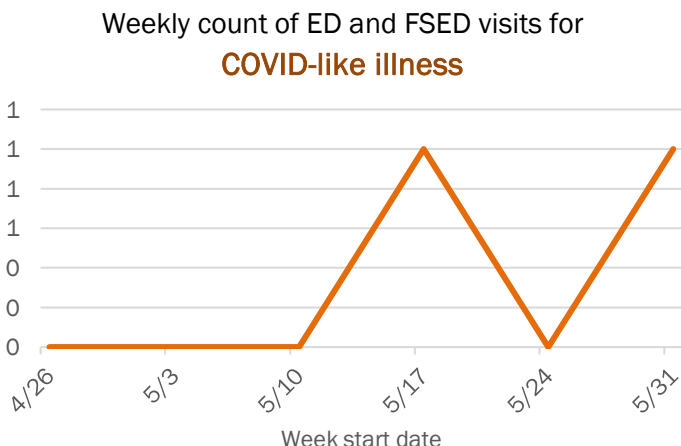
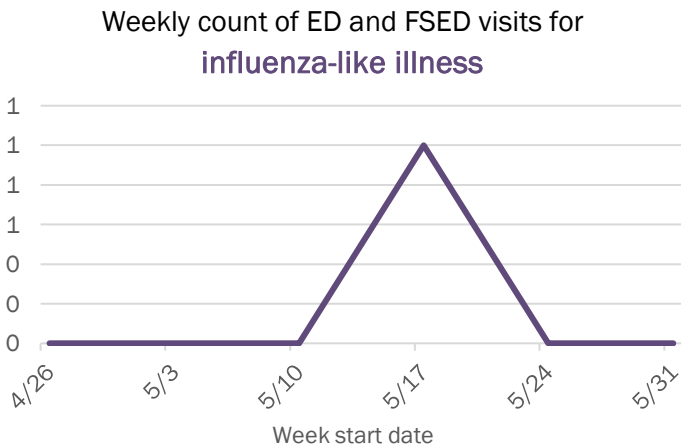
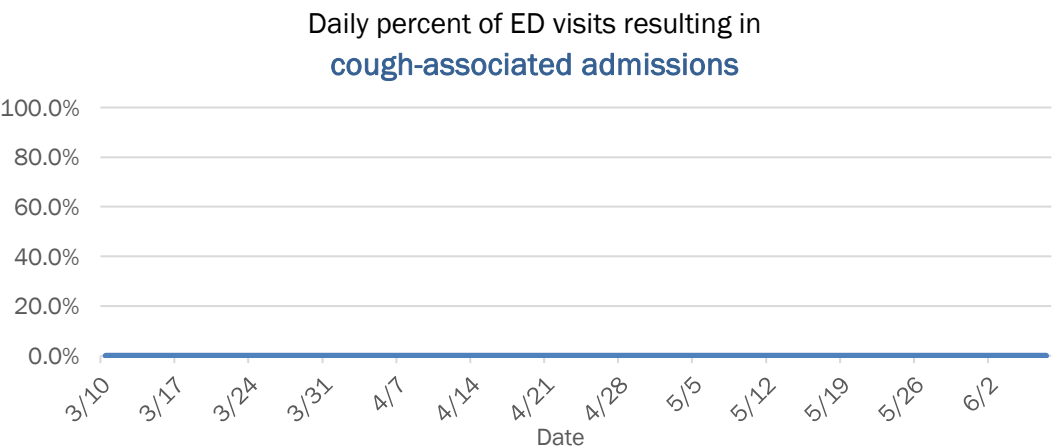
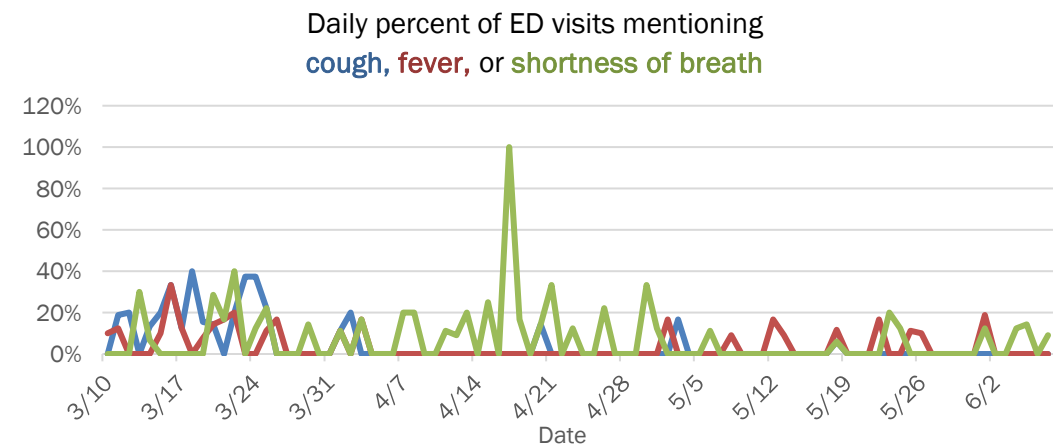
Laboratory testing for Florida residents and non-Florida residents over the past 2 weeks

Number and percent of positive labs

These counts include the number of people for whom the department received laboratory results by day. This percent is the number of people who test positive for the first time divided by all the people tested that day, excluding people who have previously tested positive.



Emergency department (ED) and freestanding ED (FSED) chief complaint and admission data for Franklin County



The Electronic Surveillance System for the Early Notification of Community-Based Epidemics (ESSENCE-FL) includes chief complaint data from 211 of 212 Florida EDs and 74 of 79 Florida FSEDs. Data are transmitted electronically to ESSENCE-FL daily or hourly.

Data in this report are provisional and subject to change.

Cases confirmed in Florida residents per day

Date case confirmed	Cases confirmed
5/25	1
5/26	3
5/27	0
5/28	1
5/29	1
5/30	4
5/31	3
6/1	2
6/2	7
6/3	2
6/4	1
6/5	2
6/6	2
6/7	1

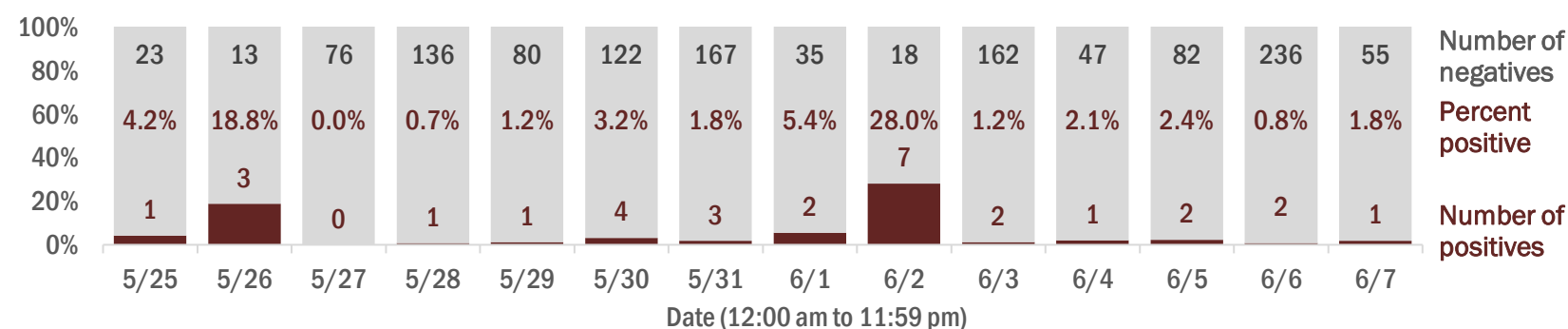
Outcomes for Florida residents		
Gadsden		
Hospitalizations	47	(16% of all cases)
Deaths	4	(1% of all cases)

Cases in facility staff/residents		
Gadsden		
Long-term care	49	(17% of all cases)
Correctional	105	(36% of all cases)

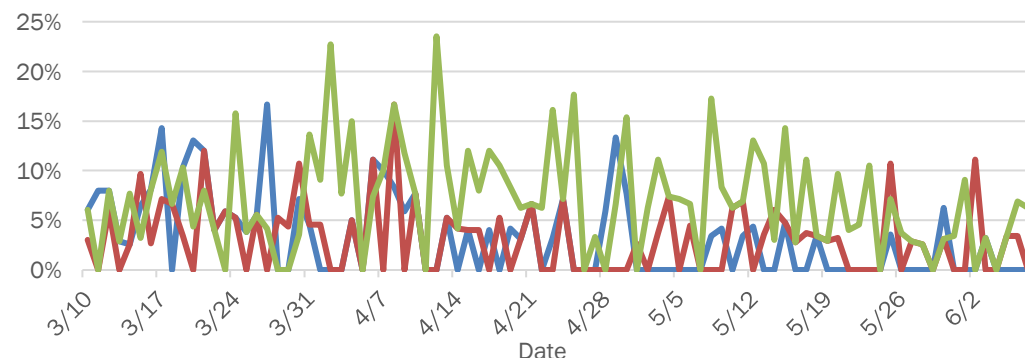
Statewide		
Long-term care	10,076	(16% of all cases)
Correctional	2,844	(4% of all cases)

Other race includes any person with a race of American Indian/Alaskan native, Asian, native Hawaiian/Pacific Islander, or other.

These counts include the number of people for whom the department received laboratory results by day. This percent is the number of people who test positive for the first time divided by all the people tested that day, excluding people who have previously tested positive.



Daily percent of ED visits mentioning
cough, fever, or shortness of breath



The chart displays the daily percentage of new COVID-19 cases in the United States. The x-axis represents dates from March 10 to June 2, 2020, with labels every 7 days. The y-axis represents the percentage of new cases, ranging from 0.0% to 7.0% in 1.0% increments. The data shows a series of sharp, temporary increases in the daily percentage of new cases, followed by periods of zero or near-zero growth. The highest peak is observed around April 28, reaching approximately 6.0%.

Date	Daily Percentage of New Cases
3/10	0.0%
3/17	0.0%
3/24	4.0%
3/31	0.0%
4/7	3.8%
4/14	0.0%
4/21	0.0%
4/28	6.0%
5/5	0.0%
5/12	4.4%
5/15	4.8%
5/19	0.0%
5/26	0.0%
5/30	3.2%
6/2	0.0%

Week start date	New cases
4/26	3
5/3	1
5/10	1
5/17	1
5/24	3
5/31	1

Week start date	New cases
4/26	3
5/3	6
5/10	4
5/17	3
5/24	3
5/31	0

The Electronic Surveillance System for the Early Notification of Community-Based Epidemics (ESSENCE-FL) includes chief complaint data from 211 of 212 Florida EDs and 74 of 79 Florida FSEDs. Data are transmitted electronically to ESSENCE-FL daily or hourly.

Coronavirus: summary for Gilchrist County

Data for Jun 8, 2020 (verified at 10 AM)

Data in this report are provisional and subject to change.

Confirmed cases

Total cases	19
Florida residents	19
Non-Florida residents	0
Gender for Florida residents	
Men	11
Women	8
Unknown	0
Age for Florida residents	
Range	17 - 79
Median age	45

Cases confirmed in Florida residents per day

Date	Cases
5/25	0
5/26	0
5/27	0
5/28	0
5/29	0
5/30	0
5/31	3
6/1	0
6/2	0
6/3	0
6/4	4
6/5	0
6/6	0
6/7	0

Race, ethnicity	Cases	Hospitalizations	Deaths
White	14 74%	0	N/A
Hispanic	0 0%	0	N/A
Non-Hispanic	14 74%	0	N/A
Unknown ethnicity	0 0%	0	N/A
Black	1 5%	0	N/A
Hispanic	0 0%	0	N/A
Non-Hispanic	1 5%	0	N/A
Unknown ethnicity	0 0%	0	N/A
Other	2 11%	0	N/A
Hispanic	2 11%	0	N/A
Non-Hispanic	0 0%	0	N/A
Unknown ethnicity	0 0%	0	N/A
Unknown race	2 11%	0	N/A
Hispanic	0 0%	0	N/A
Non-Hispanic	1 5%	0	N/A
Unknown ethnicity	1 5%	0	N/A
Total	19	0	0

Hospitalization counts include anyone who was hospitalized at some point during their illness. It does not reflect the number of people currently hospitalized.

Other race includes any person with a race of American Indian/Alaskan native, Asian, native Hawaiian/Pacific Islander, or other.

Outcomes for Florida residents

Gilchrist

Hospitalizations	0	(0% of all cases)
Deaths	0	(0% of all cases)

Statewide

Hospitalizations	11,008	(17% of all cases)
Deaths	2,712	(4% of all cases)

Cases in facility staff/residents

Gilchrist

Long-term care	1	(5% of all cases)
Correctional	1	(5% of all cases)

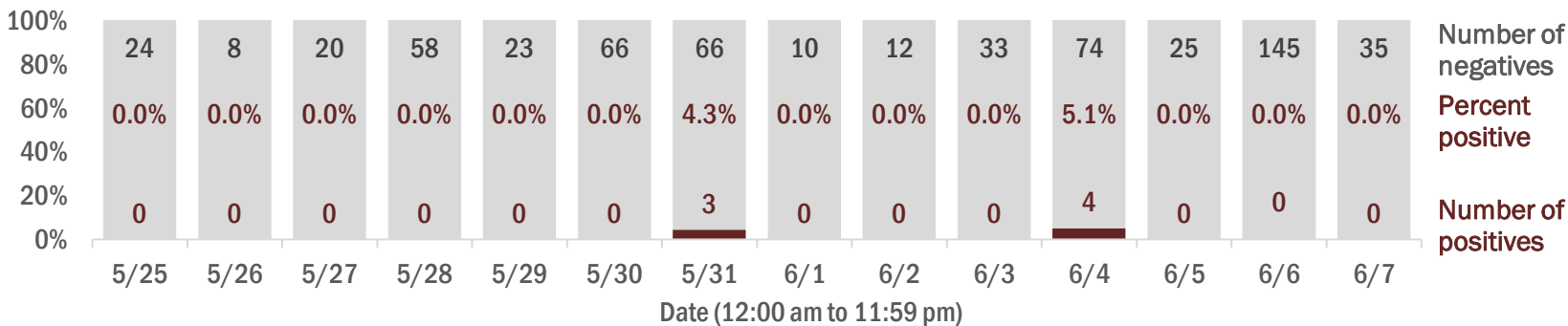
Statewide

Long-term care	10,076	(16% of all cases)
Correctional	2,844	(4% of all cases)

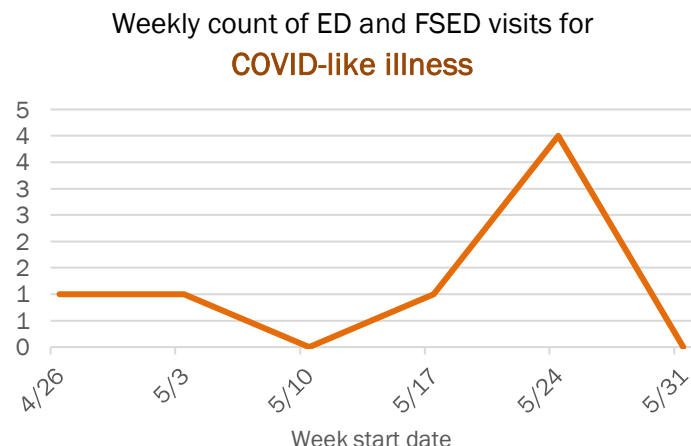
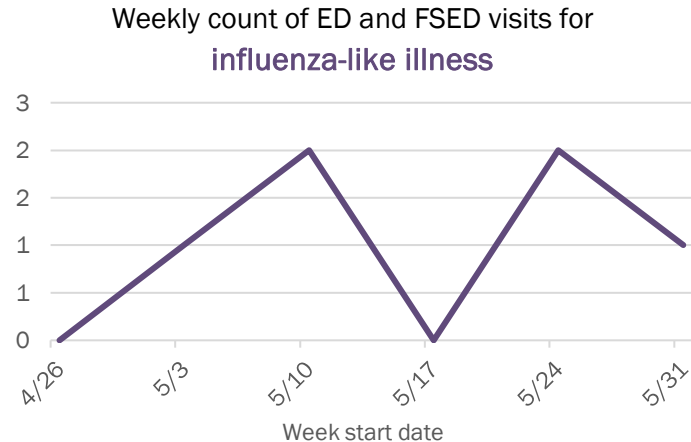
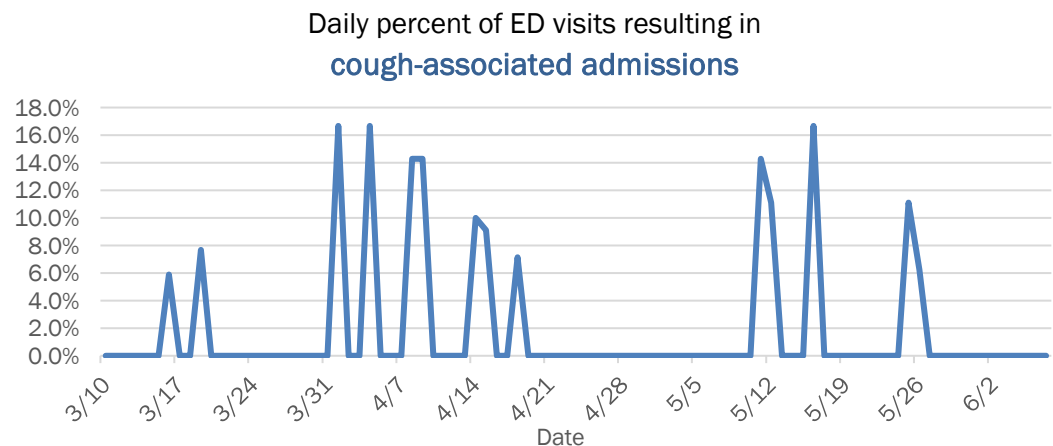
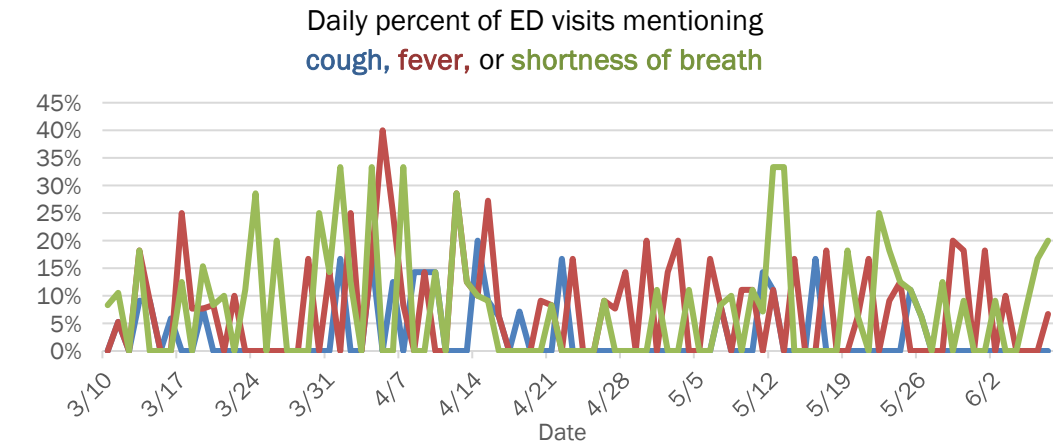
Laboratory testing for Florida residents and non-Florida residents over the past 2 weeks

Number and percent of positive labs

These counts include the number of people for whom the department received laboratory results by day. This percent is the number of people who test positive for the first time divided by all the people tested that day, excluding people who have previously tested positive.



Emergency department (ED) and freestanding ED (FSED) chief complaint and admission data for Gilchrist County



The Electronic Surveillance System for the Early Notification of Community-Based Epidemics (ESSENCE-FL) includes chief complaint data from 211 of 212 Florida EDs and 74 of 79 Florida FSEDs. Data are transmitted electronically to ESSENCE-FL daily or hourly.

Coronavirus: summary for Glades County

Data for Jun 8, 2020 (verified at 10 AM)

Data in this report are provisional and subject to change.

Confirmed cases

Total cases

85

Florida residents

85

Non-Florida residents

0

Gender for Florida residents

Men

66

Women

19

Unknown

0

Age for Florida residents

Range

3 - 89

Median age

38

Cases confirmed in Florida residents per day

4

5/25

1

5/27

3

5/28

1

5/29

1

5/30

2

5/31

32

6/1

2

6/2

6

6/3

7

6/4

5

6/5

6/6

6/7

Date case confirmed

Race, ethnicity	Cases	Hospitalizations	Deaths
White	6678%	563%	1100%
Hispanic	5261%	225%	00%
Non-Hispanic	1416%	338%	1100%
Unknown ethnicity	00%	00%	00%
Black	89%	113%	00%
Hispanic	00%	00%	00%
Non-Hispanic	78%	113%	00%
Unknown ethnicity	11%	00%	00%
Other	34%	225%	00%
Hispanic	11%	113%	00%
Non-Hispanic	22%	113%	00%
Unknown ethnicity	00%	00%	00%
Unknown race	89%	00%	00%
Hispanic	00%	00%	00%
Non-Hispanic	00%	00%	00%
Unknown ethnicity	89%	00%	00%
Total	85	8	1

Hospitalization

counts include anyone who was hospitalized at some point during their illness. It does not reflect the number of people currently hospitalized.

Other race

includes any person with a race of American Indian/Alaskan native, Asian, native Hawaiian/Pacific Islander, or other.

Outcomes for Florida residents

Glades

Hospitalizations

8

(9% of all cases)

Deaths

1

(1% of all cases)

Statewide

Hospitalizations

11,008

(17% of all cases)

Deaths

2,712

(4% of all cases)

Cases in facility staff/residents

Glades

Long-term care

2

(2% of all cases)

Correctional

43

(51% of all cases)

Statewide

Long-term care

10,076

(16% of all cases)

Correctional

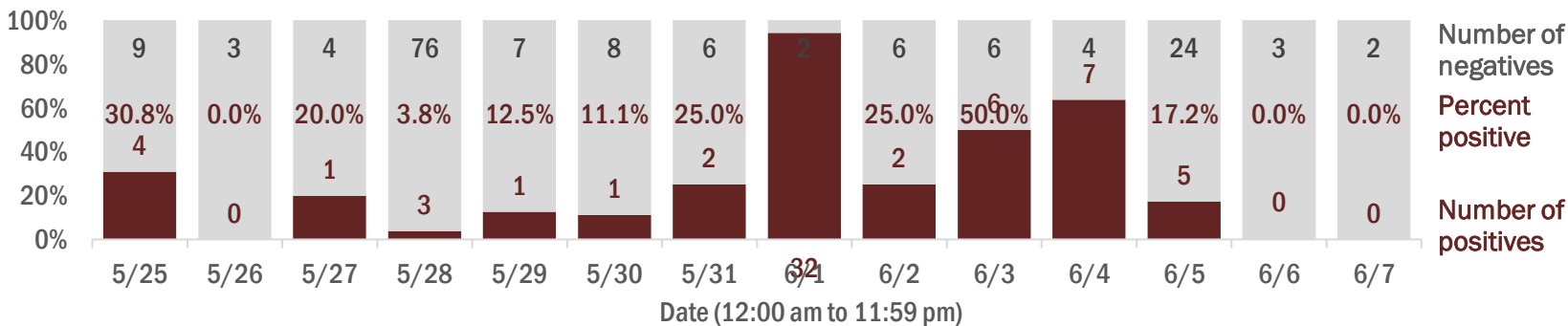
2,844

(4% of all cases)

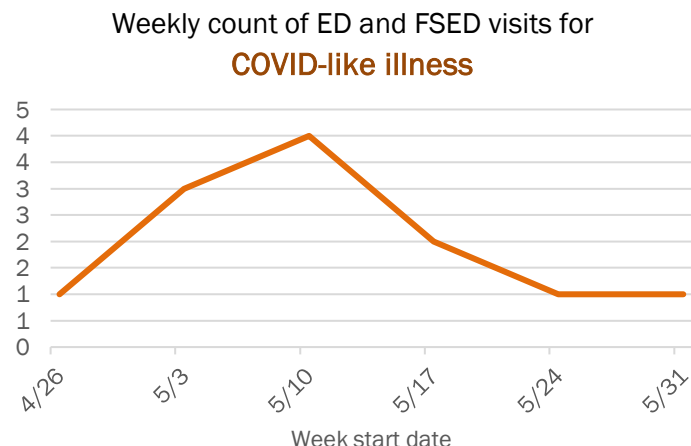
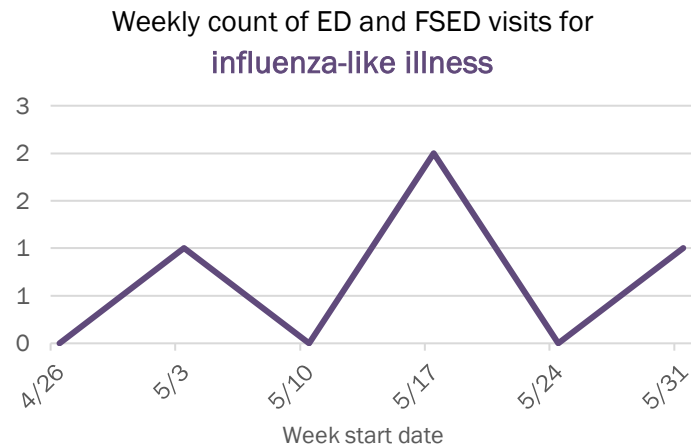
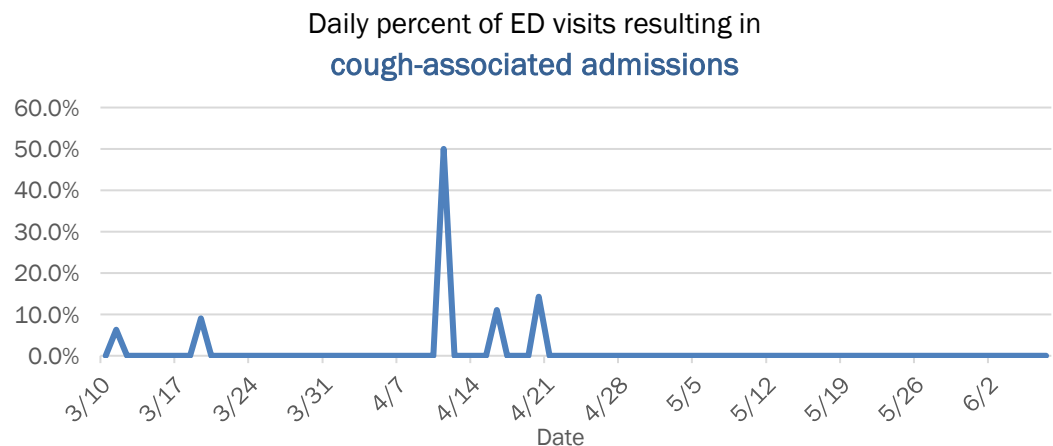
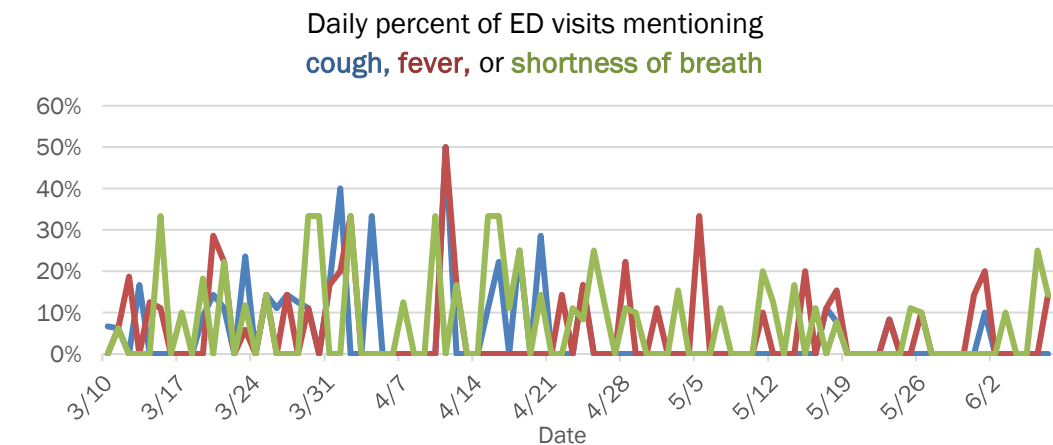
Laboratory testing for Florida residents and non-Florida residents over the past 2 weeks

Number and percent of positive labs

These counts include the number of people for whom the department received laboratory results by day. This percent is the number of people who test positive for the first time divided by all the people tested that day, excluding people who have previously tested positive.



Emergency department (ED) and freestanding ED (FSED) chief complaint and admission data for Glades County



The Electronic Surveillance System for the Early Notification of Community-Based Epidemics (ESSENCE-FL) includes chief complaint data from 211 of 212 Florida EDs and 74 of 79 Florida FSEDs. Data are transmitted electronically to ESSENCE-FL daily or hourly.

Coronavirus: summary for Gulf County

Data for Jun 8, 2020 (verified at 10 AM)

Data in this report are provisional and subject to change.

Confirmed cases

Total cases

7

Cases confirmed in Florida residents per day

1

1

2

2

5/25

5/26

5/27

5/28

5/29

5/30

5/31

6/1

6/2

6/3

6/4

6/5

6/6

6/7

Florida residents

7

Non-Florida residents

0

Gender for Florida residents

Men

4

Women

3

Unknown

0

Age for Florida residents

Range

9 - 52

Median age

42

Race, ethnicity	Cases	Hospitalizations	Deaths
White	571%	0	N/A0
Hispanic	00%	0	N/A0
Non-Hispanic	571%	0	N/A0
Unknown ethnicity	00%	0	N/A0
Black	00%	0	N/A0
Hispanic	00%	0	N/A0
Non-Hispanic	00%	0	N/A0
Unknown ethnicity	00%	0	N/A0
Other	229%	0	N/A0
Hispanic	229%	0	N/A0
Non-Hispanic	00%	0	N/A0
Unknown ethnicity	00%	0	N/A0
Unknown race	00%	0	N/A0
Hispanic	00%	0	N/A0
Non-Hispanic	00%	0	N/A0
Unknown ethnicity	00%	0	N/A0
Total	7	0	0

Hospitalization

counts include anyone who was hospitalized at some point during their illness. It does not reflect the number of people currently hospitalized.

Other race

includes any person with a race of American Indian/Alaskan native, Asian, native Hawaiian/Pacific Islander, or other.

Outcomes for Florida residents

Gulf

Hospitalizations

0

(0% of all cases)

Deaths

0

(0% of all cases)

Statewide

Hospitalizations

11,008

(17% of all cases)

Deaths

2,712

(4% of all cases)

Cases in facility staff/residents

Gulf

Long-term care

2

(29% of all cases)

Correctional

0

(0% of all cases)

Statewide

Long-term care

10,076

(16% of all cases)

Correctional

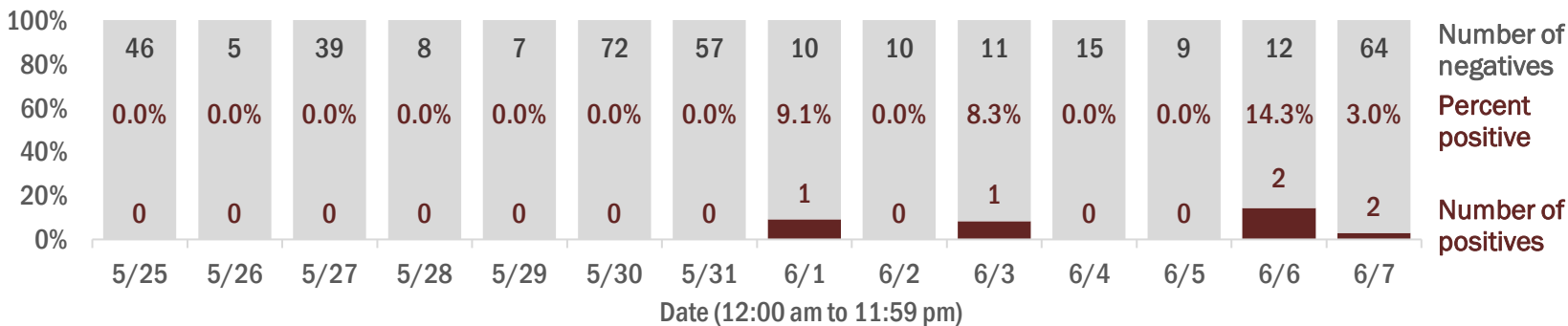
2,844

(4% of all cases)

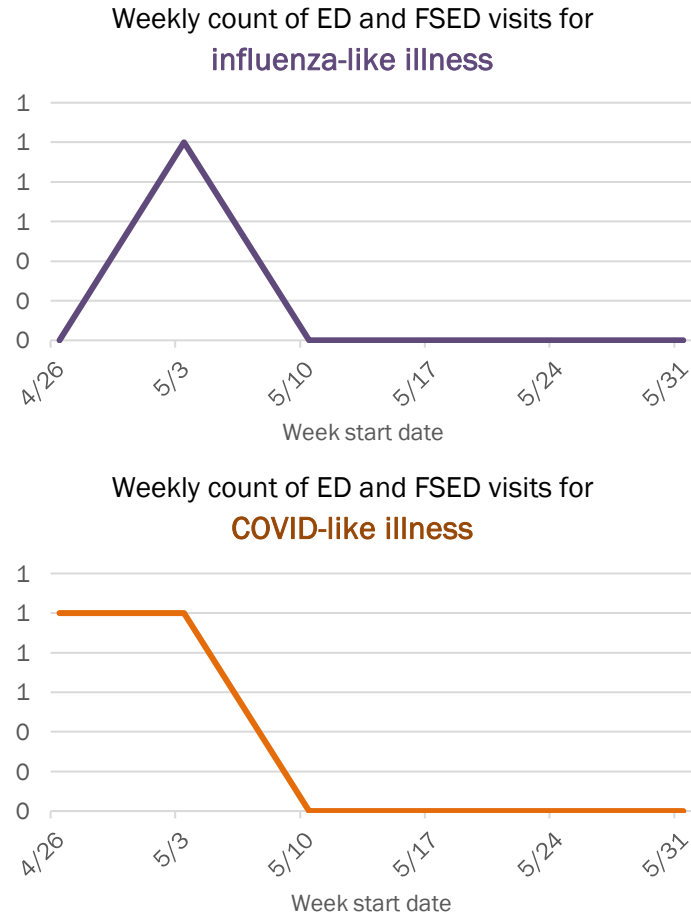
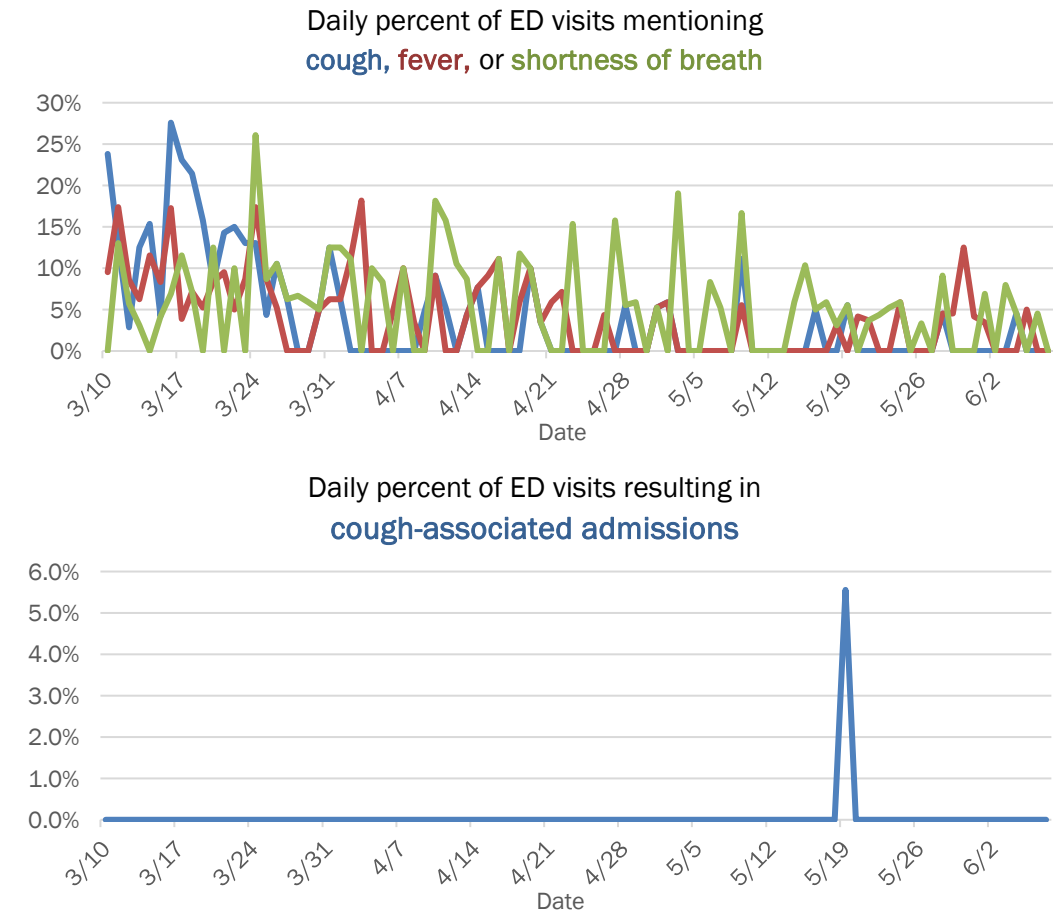
Laboratory testing for Florida residents and non-Florida residents over the past 2 weeks

Number and percent of positive labs

These counts include the number of people for whom the department received laboratory results by day. This percent is the number of people who test positive for the first time divided by all the people tested that day, excluding people who have previously tested positive.



Emergency department (ED) and freestanding ED (FSED) chief complaint and admission data for Gulf County

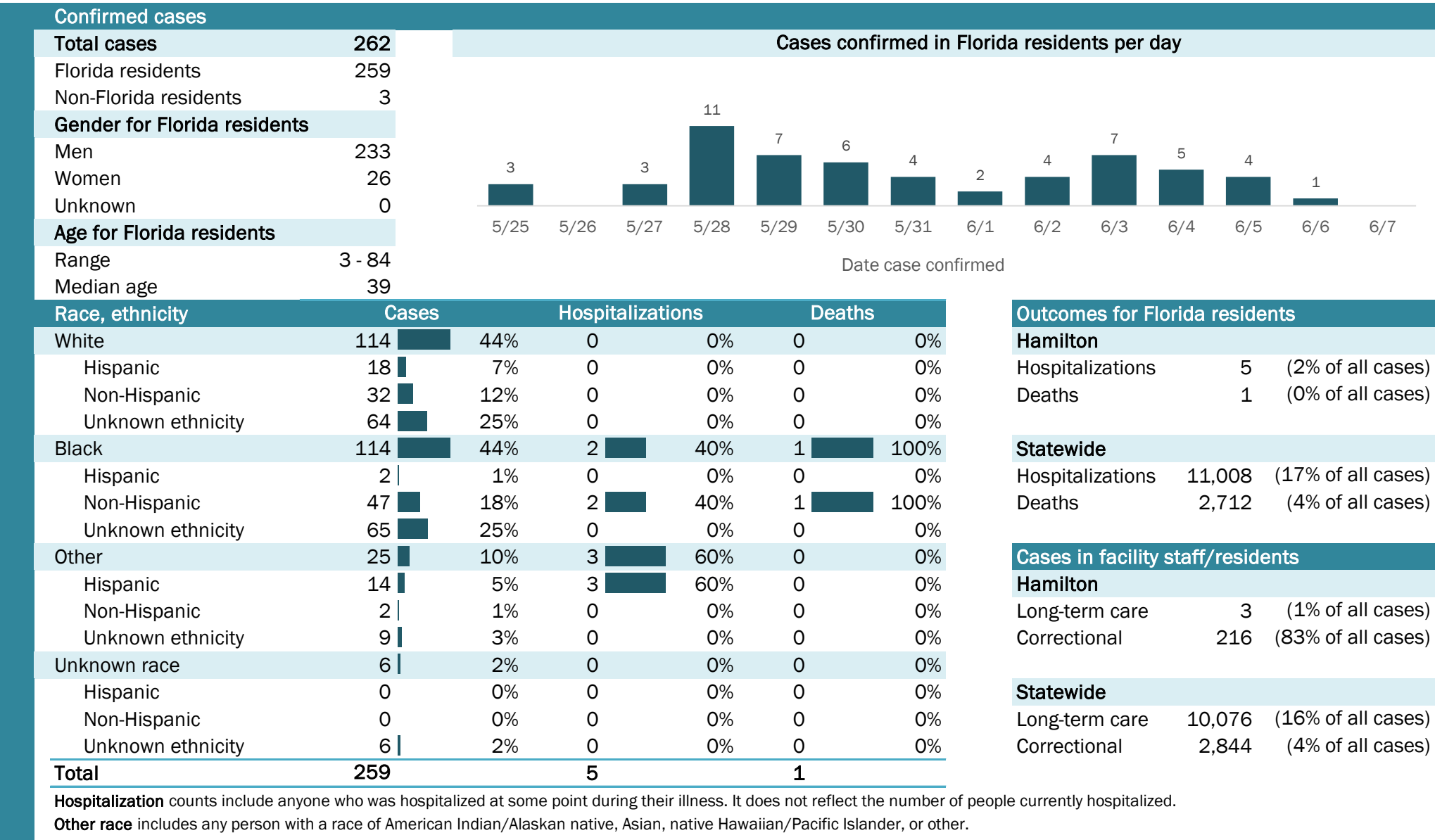


The Electronic Surveillance System for the Early Notification of Community-Based Epidemics (ESSENCE-FL) includes chief complaint data from 211 of 212 Florida EDs and 74 of 79 Florida FSEDs. Data are transmitted electronically to ESSENCE-FL daily or hourly.

Coronavirus: summary for Hamilton County

Data for Jun 8, 2020 (verified at 10 AM)

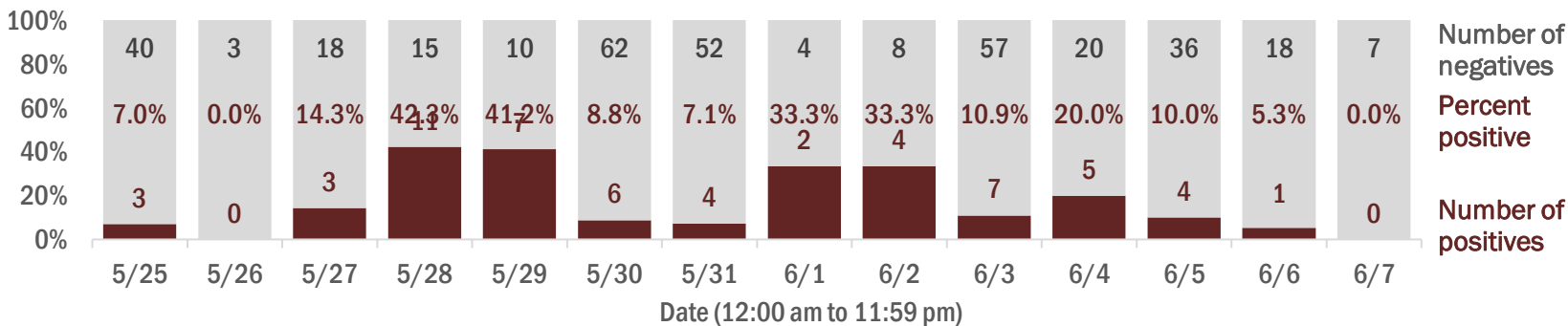
Data in this report are provisional and subject to change.



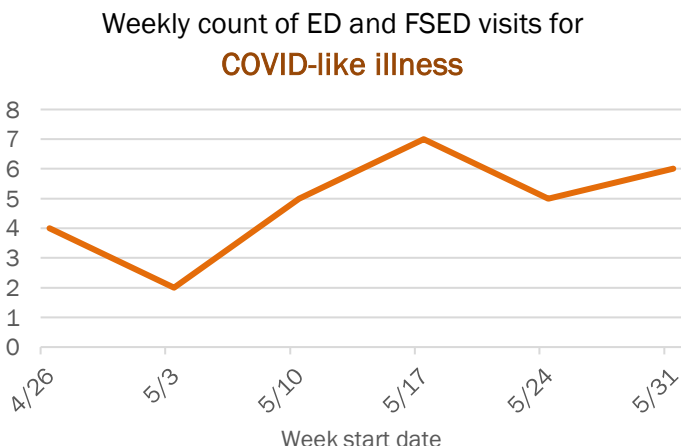
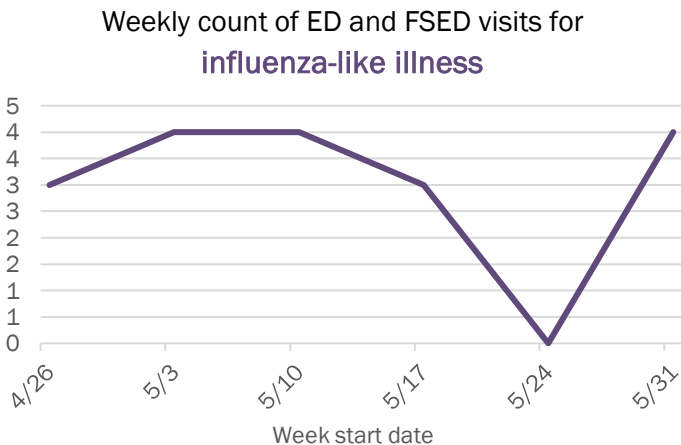
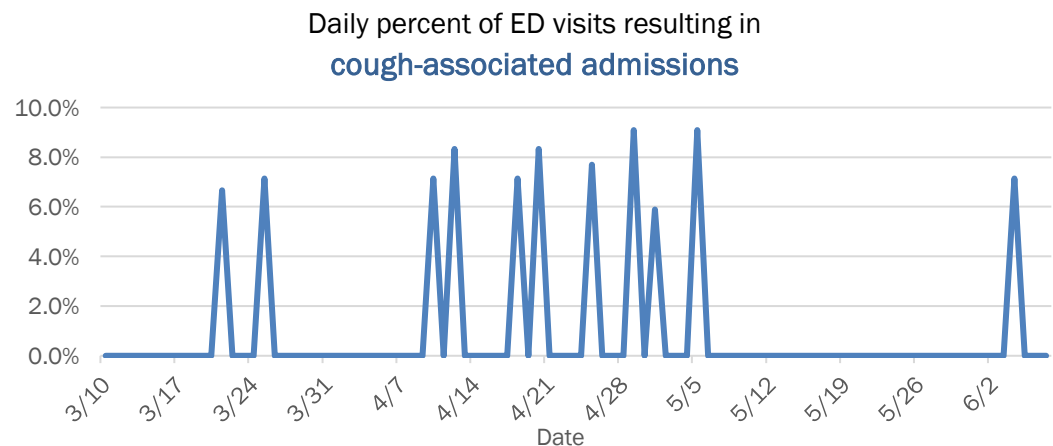
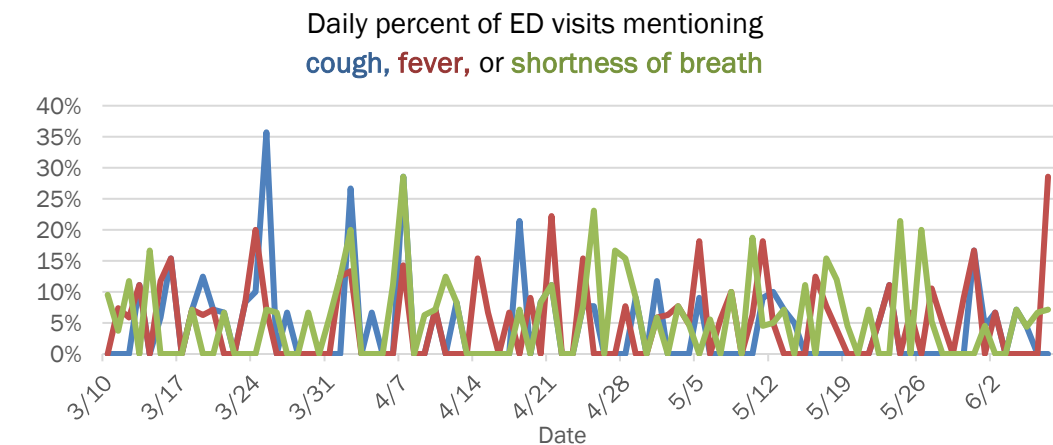
Laboratory testing for Florida residents and non-Florida residents over the past 2 weeks

Number and percent of positive labs

These counts include the number of people for whom the department received laboratory results by day. This percent is the number of people who test positive for the first time divided by all the people tested that day, excluding people who have previously tested positive.



Emergency department (ED) and freestanding ED (FSED) chief complaint and admission data for Hamilton County



The Electronic Surveillance System for the Early Notification of Community-Based Epidemics (ESSENCE-FL) includes chief complaint data from 211 of 212 Florida EDs and 74 of 79 Florida FSEDs. Data are transmitted electronically to ESSENCE-FL daily or hourly.

Coronavirus: summary for Hardee County

Data for Jun 8, 2020 (verified at 10 AM)

Data in this report are provisional and subject to change.

Confirmed cases

Total cases

151

Florida residents

148

Non-Florida residents

3

Gender for Florida residents

Men

82

Women

66

Unknown

0

Age for Florida residents

Range

0 - 86

Median age

35

Cases confirmed in Florida residents per day

1

2

2

3

6

2

4

11

11

12

2

6

5/25

5/26

5/27

5/28

5/29

5/30

5/31

6/1

6/2

6/3

6/4

6/5

6/6

6/7

Date case confirmed

Race, ethnicity	Cases	Hospitalizations	Deaths
White	8859%	320%	0N/A
Hispanic	6947%	00%	0N/A
Non-Hispanic	1913%	320%	0N/A
Unknown ethnicity	00%	00%	0N/A
Black	4228%	747%	0N/A
Hispanic	00%	00%	0N/A
Non-Hispanic	4128%	747%	0N/A
Unknown ethnicity	11%	00%	0N/A
Other	139%	533%	0N/A
Hispanic	107%	320%	0N/A
Non-Hispanic	32%	213%	0N/A
Unknown ethnicity	00%	00%	0N/A
Unknown race	53%	00%	0N/A
Hispanic	11%	00%	0N/A
Non-Hispanic	00%	00%	0N/A
Unknown ethnicity	43%	00%	0N/A
Total	148	15	0

Hospitalization

counts include anyone who was hospitalized at some point during their illness. It does not reflect the number of people currently hospitalized.

Other race

includes any person with a race of American Indian/Alaskan native, Asian, native Hawaiian/Pacific Islander, or other.

Outcomes for Florida residents

Hardee

Hospitalizations

15

(10% of all cases)

Deaths

0

(0% of all cases)

Statewide

Hospitalizations

11,008

(17% of all cases)

Deaths

2,712

(4% of all cases)

Cases in facility staff/residents

Hardee

Long-term care

5

(3% of all cases)

Correctional

2

(1% of all cases)

Statewide

Long-term care

10,076

(16% of all cases)

Correctional

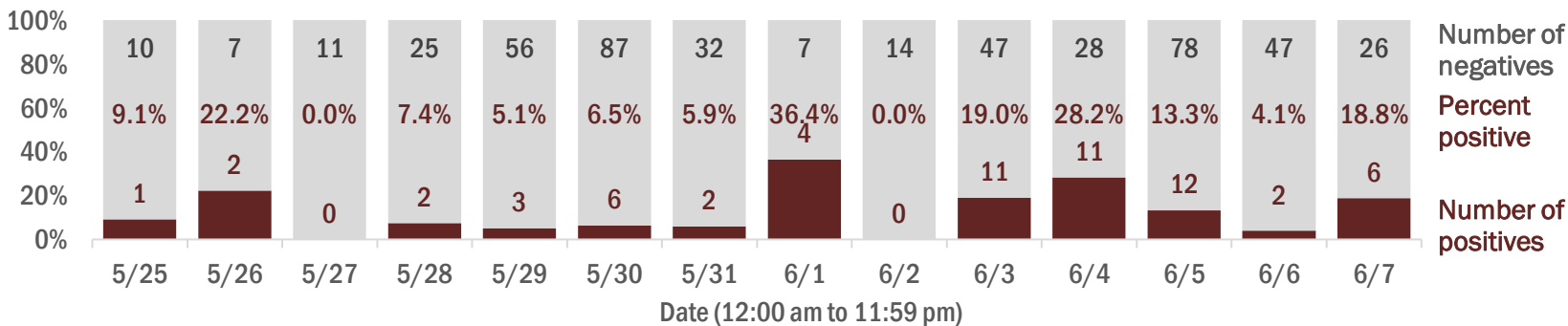
2,844

(4% of all cases)

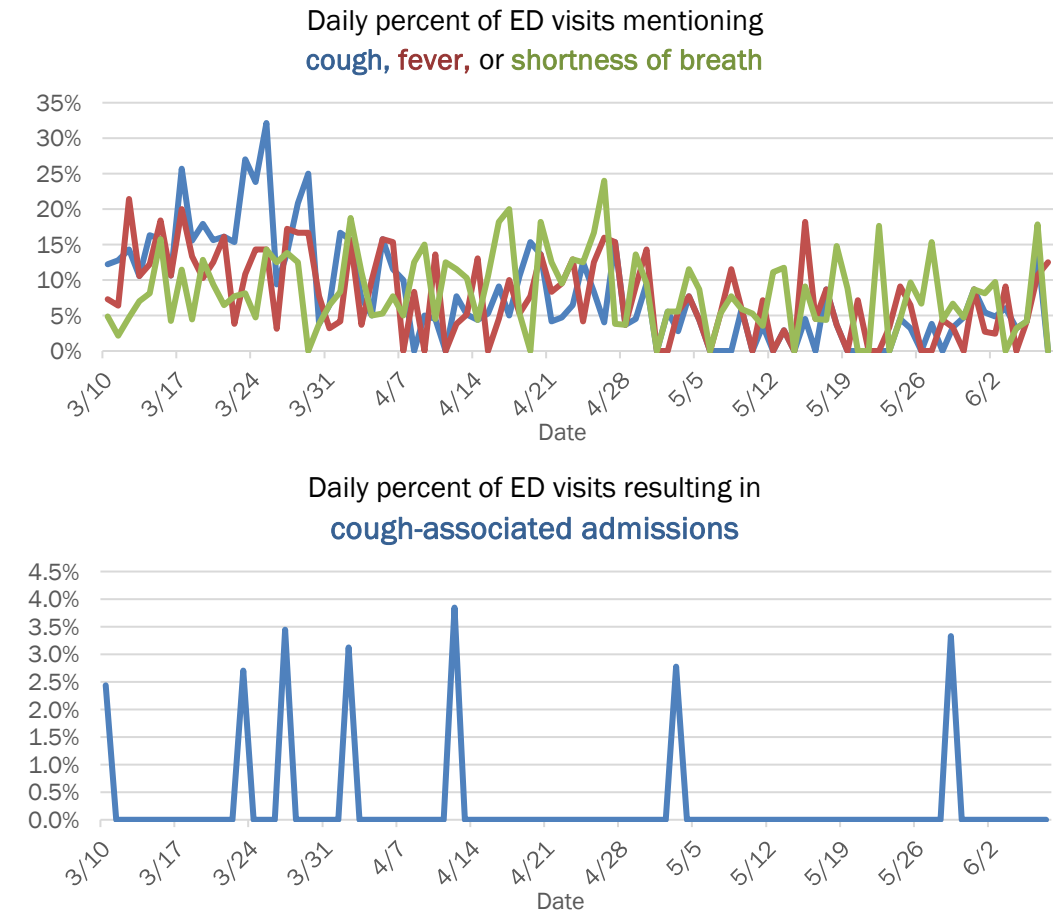
Laboratory testing for Florida residents and non-Florida residents over the past 2 weeks

Number and percent of positive labs

These counts include the number of people for whom the department received laboratory results by day. This percent is the number of people who test positive for the first time divided by all the people tested that day, excluding people who have previously tested positive.



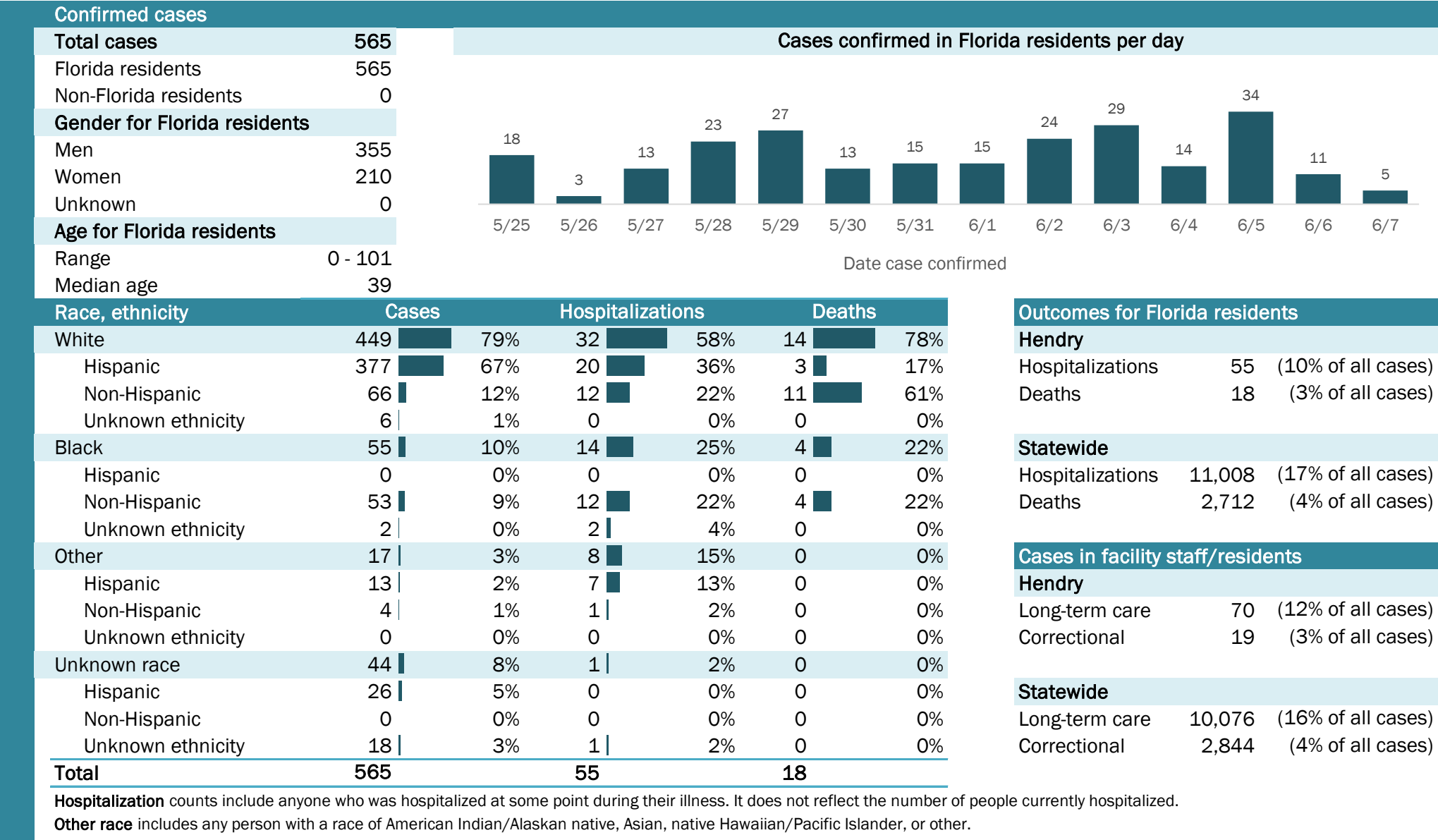
Emergency department (ED) and freestanding ED (FSED) chief complaint and admission data for Hardee County



Coronavirus: summary for Hendry County

Data for Jun 8, 2020 (verified at 10 AM)

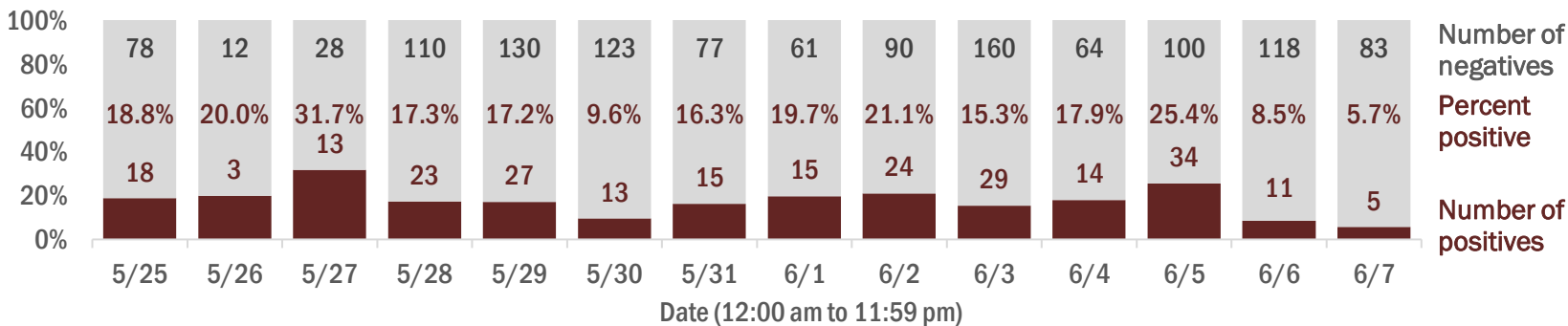
Data in this report are provisional and subject to change.



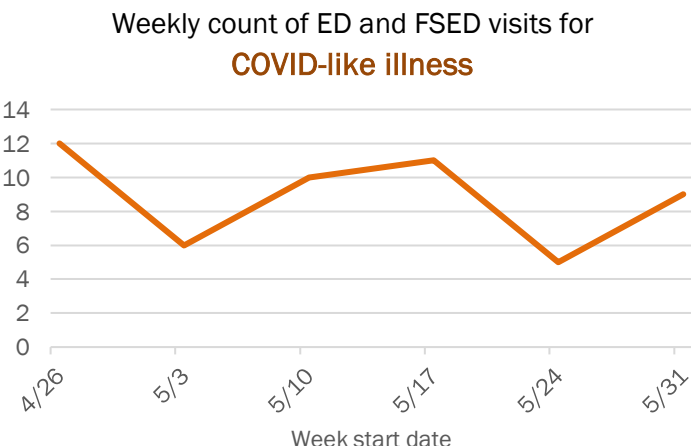
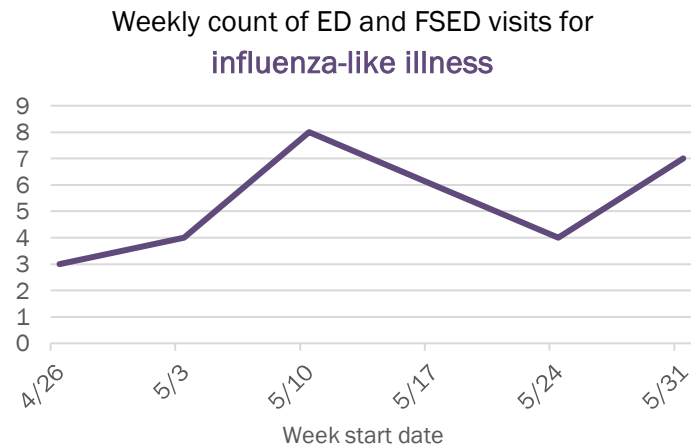
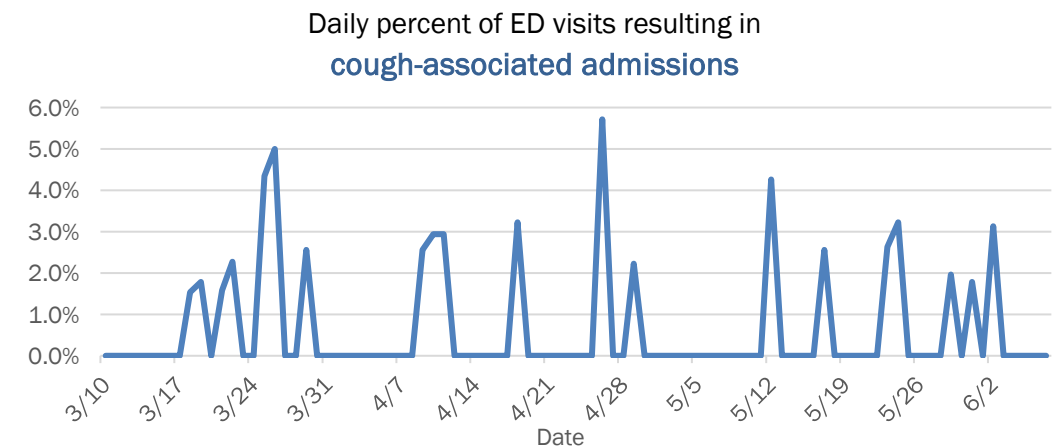
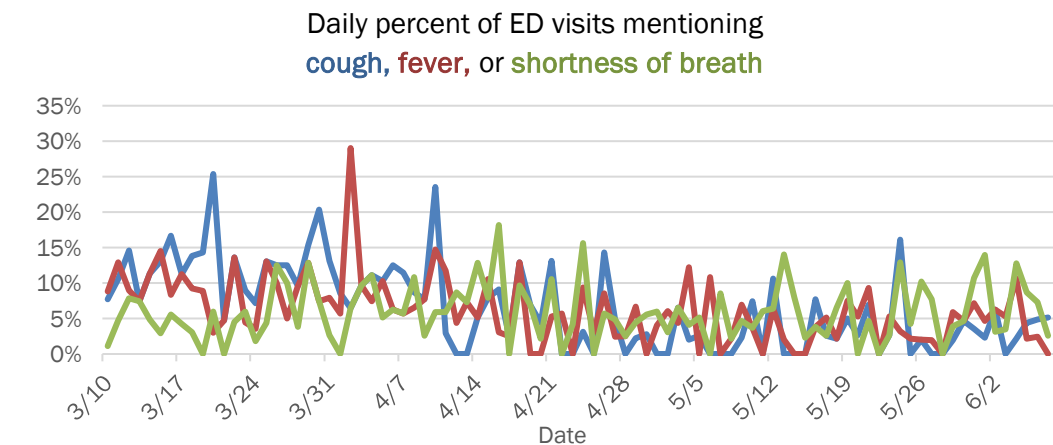
Laboratory testing for Florida residents and non-Florida residents over the past 2 weeks

Number and percent of positive labs

These counts include the number of people for whom the department received laboratory results by day. This percent is the number of people who test positive for the first time divided by all the people tested that day, excluding people who have previously tested positive.



Emergency department (ED) and freestanding ED (FSED) chief complaint and admission data for Hendry County

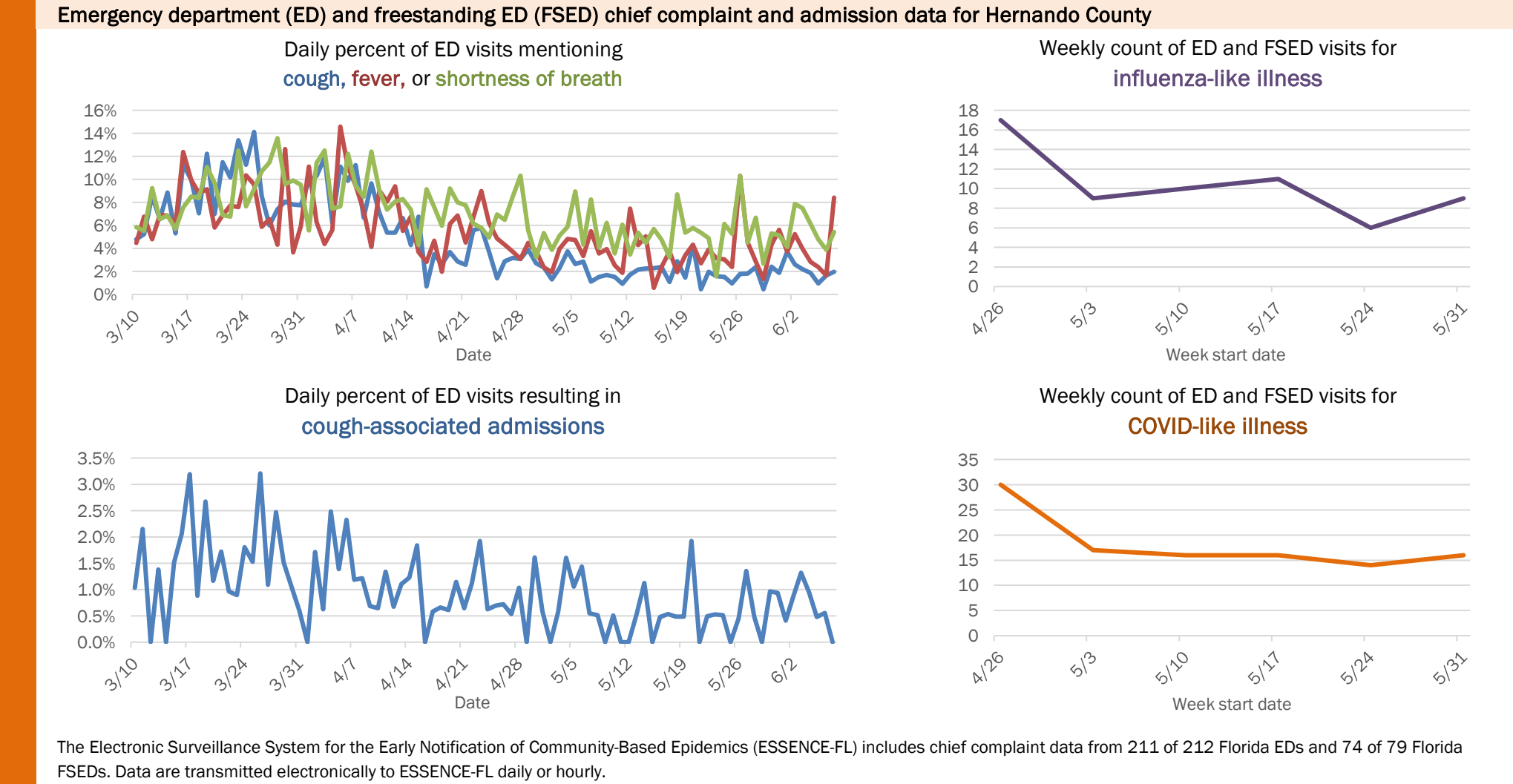
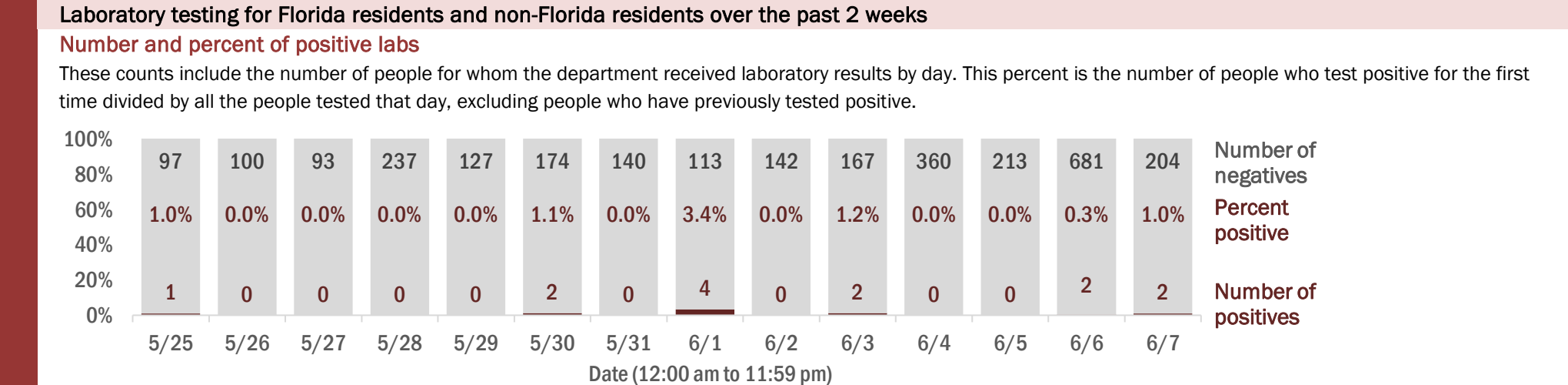
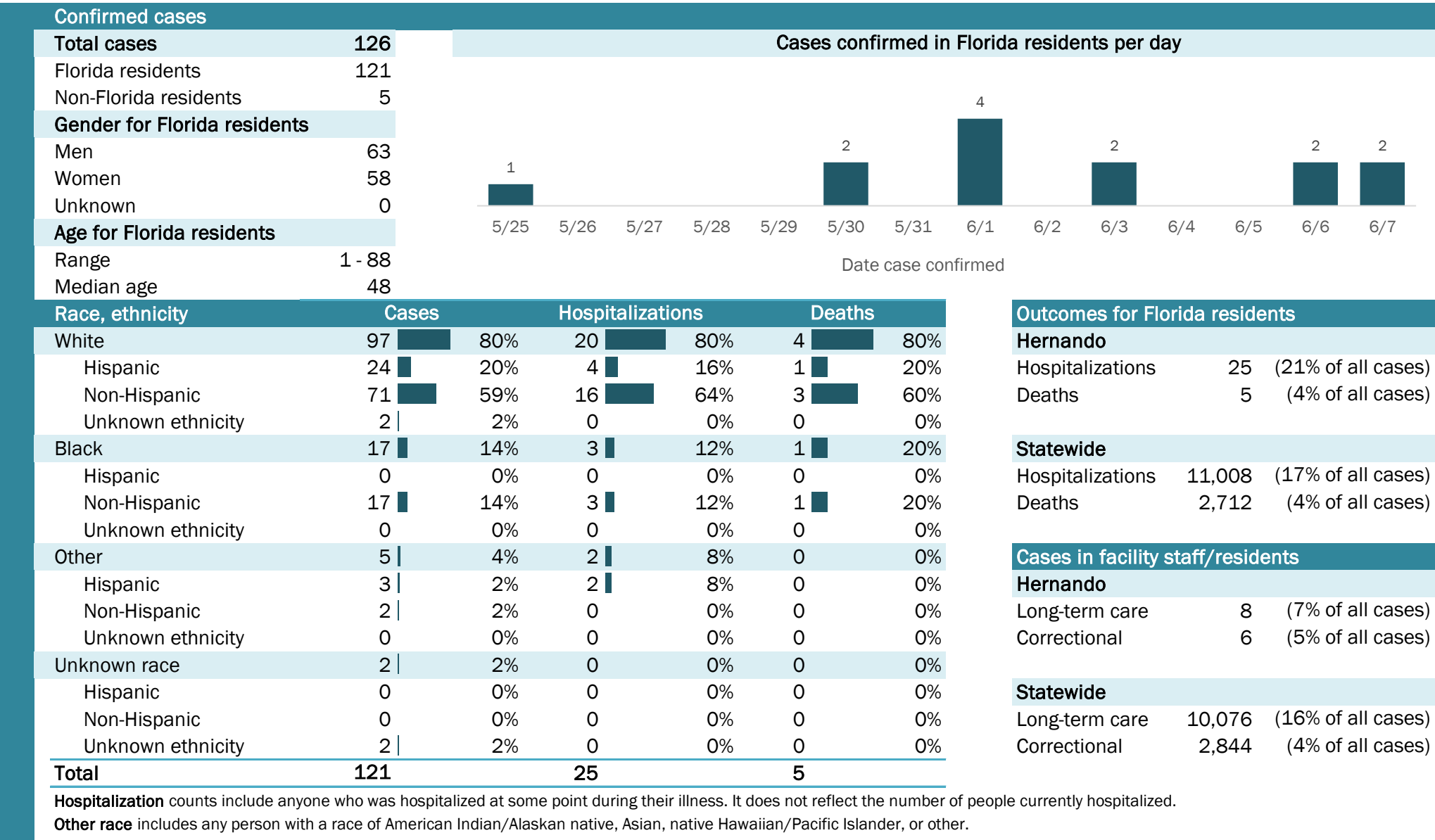


The Electronic Surveillance System for the Early Notification of Community-Based Epidemics (ESSENCE-FL) includes chief complaint data from 211 of 212 Florida EDs and 74 of 79 Florida FSEDs. Data are transmitted electronically to ESSENCE-FL daily or hourly.

Coronavirus: summary for Hernando County

Data for Jun 8, 2020 (verified at 10 AM)

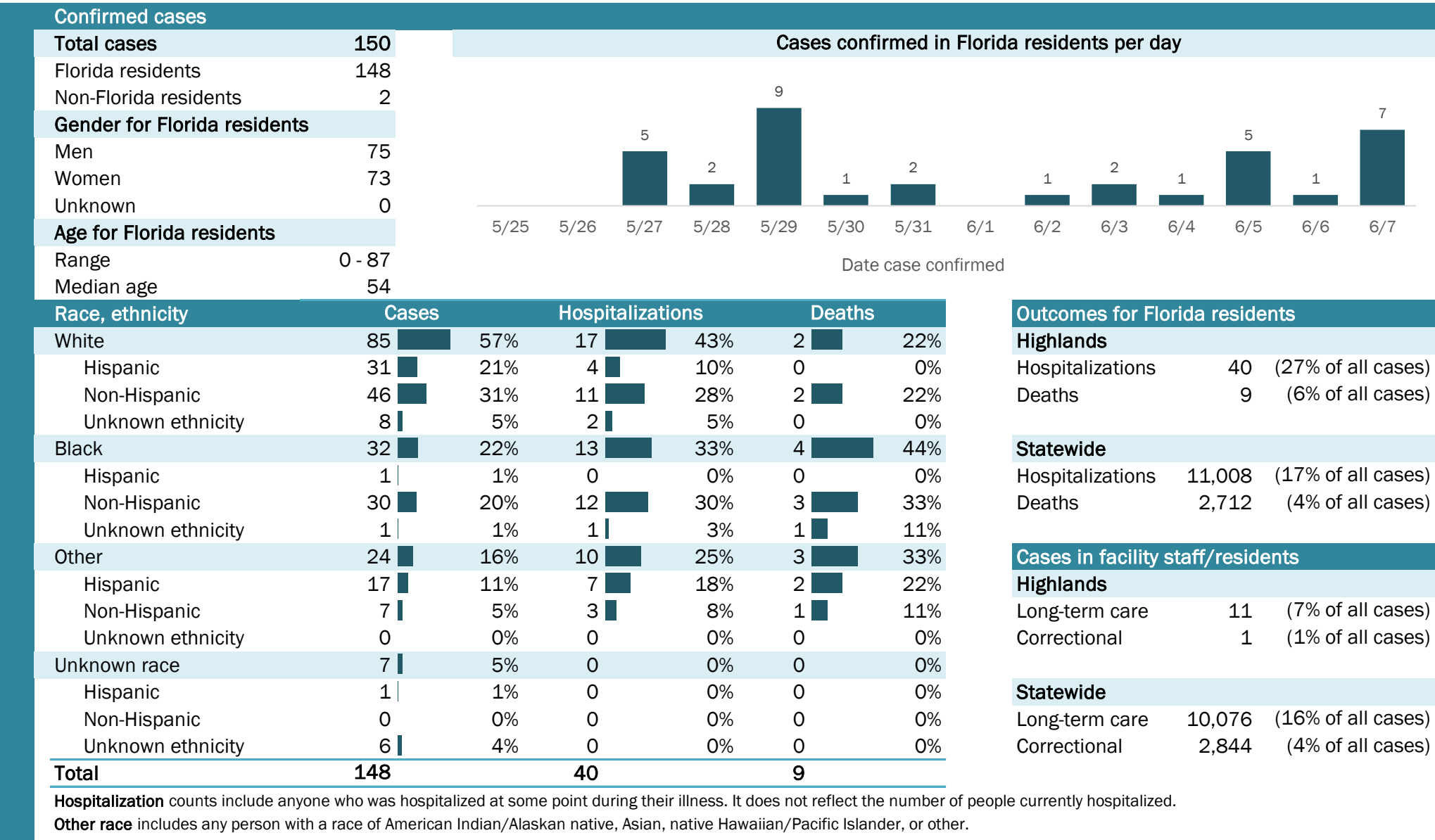
Data in this report are provisional and subject to change.



Coronavirus: summary for Highlands County

Data for Jun 8, 2020 (verified at 10 AM)

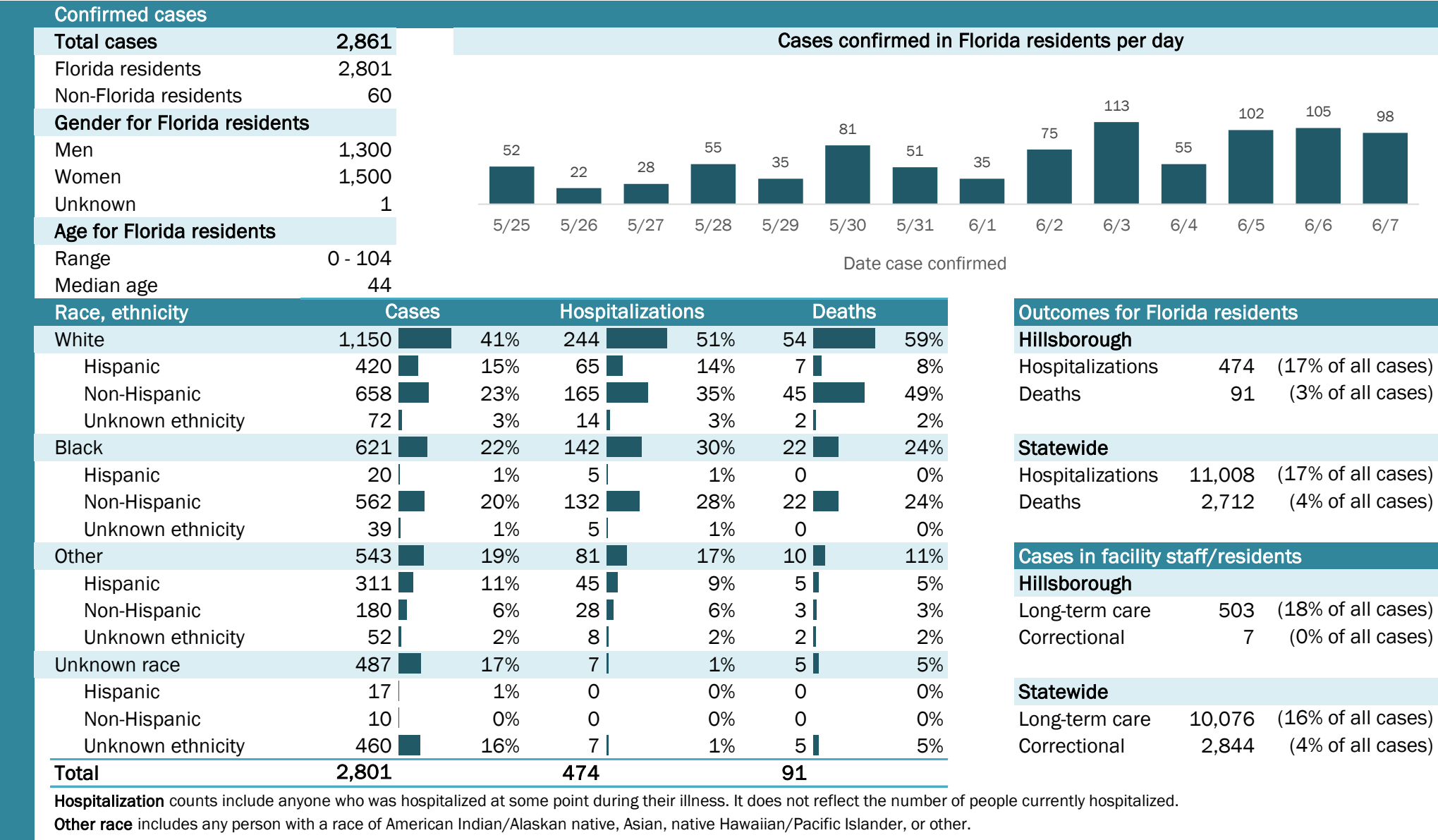
Data in this report are provisional and subject to change.



Coronavirus: summary for Hillsborough County

Data for Jun 8, 2020 (verified at 10 AM)

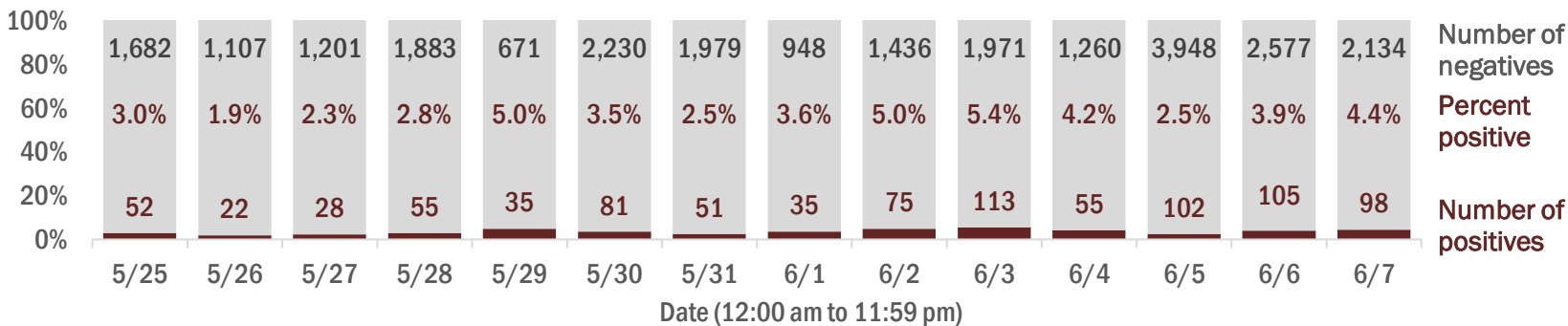
Data in this report are provisional and subject to change.



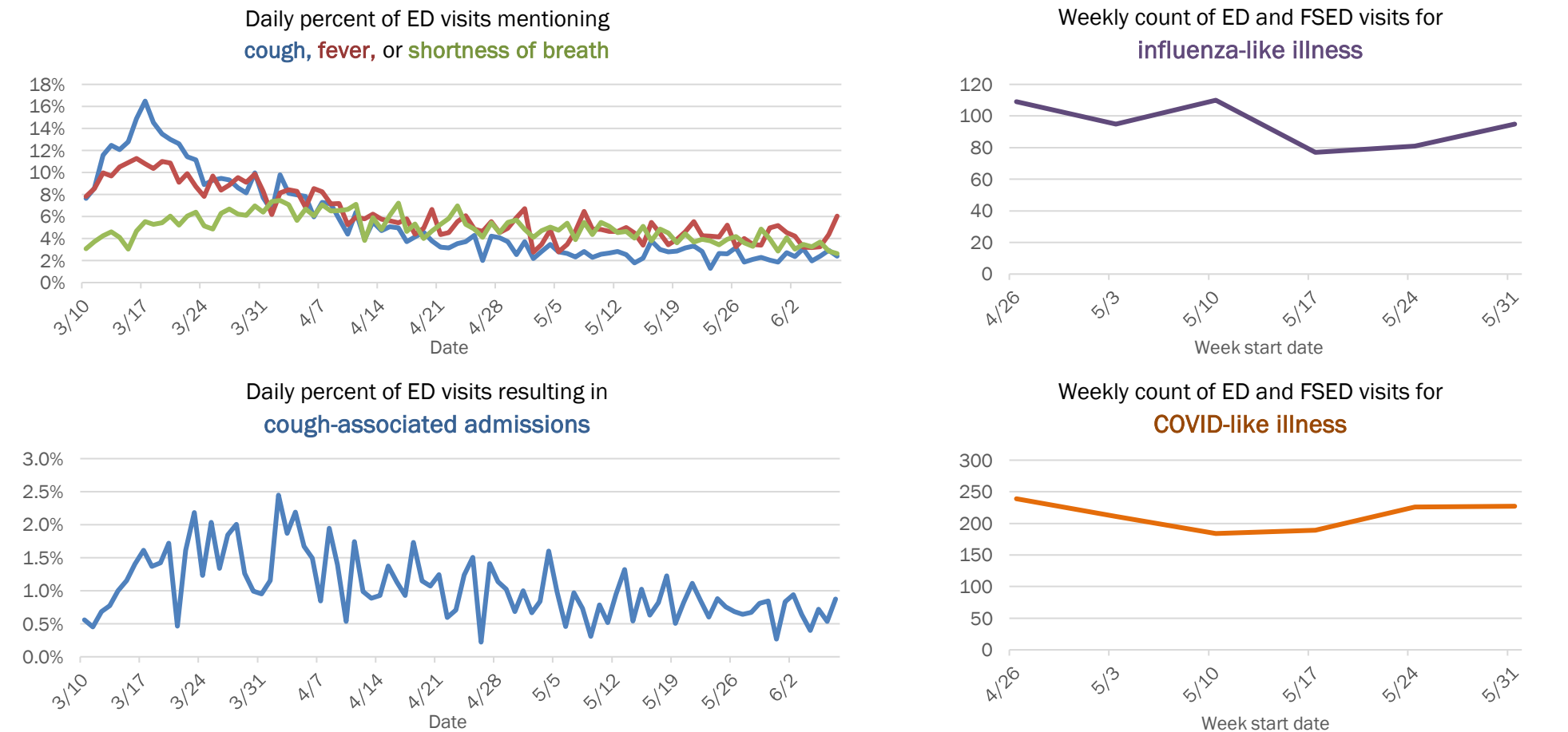
Laboratory testing for Florida residents and non-Florida residents over the past 2 weeks

Number and percent of positive labs

These counts include the number of people for whom the department received laboratory results by day. This percent is the number of people who test positive for the first time divided by all the people tested that day, excluding people who have previously tested positive.



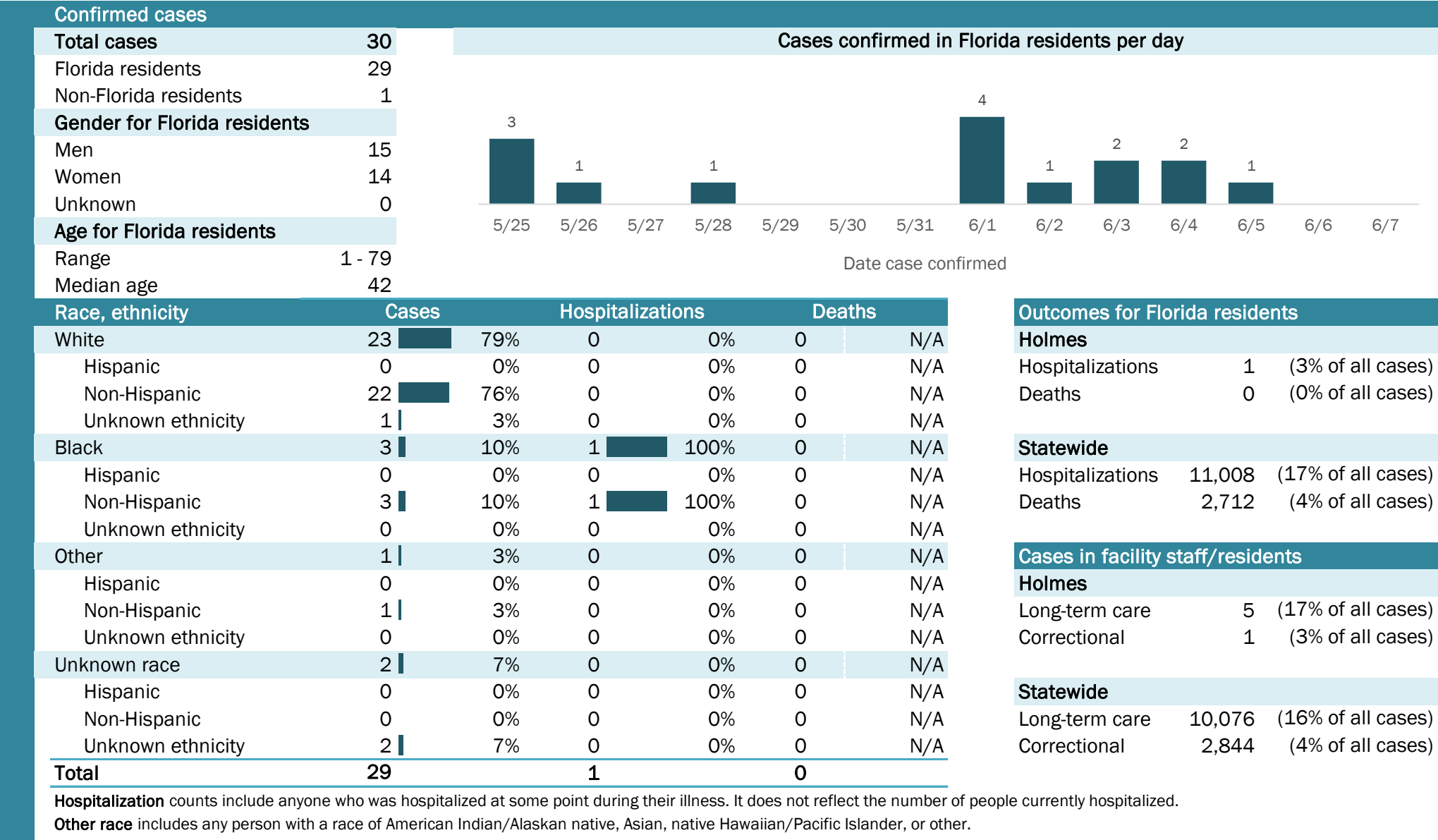
Emergency department (ED) and freestanding ED (FSED) chief complaint and admission data for Hillsborough County



Coronavirus: summary for Holmes County

Data for Jun 8, 2020 (verified at 10 AM)

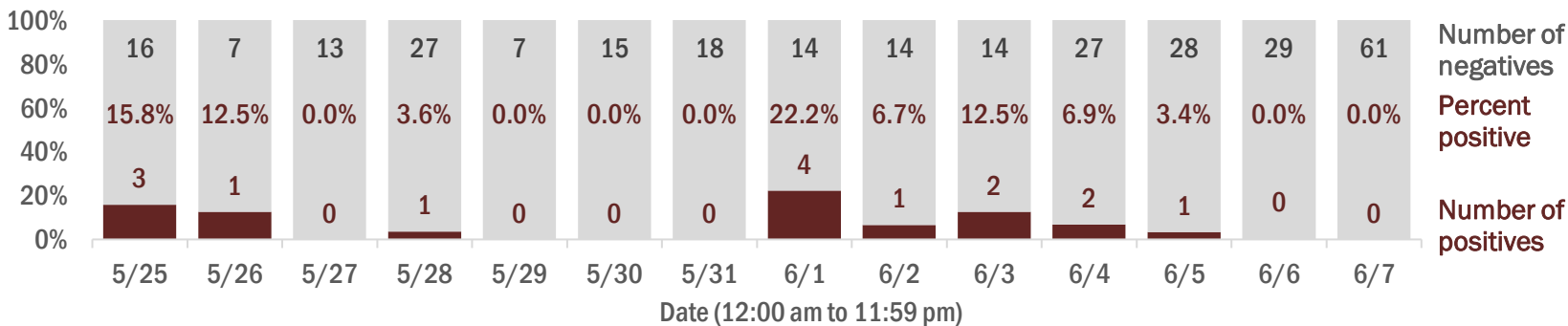
Data in this report are provisional and subject to change.



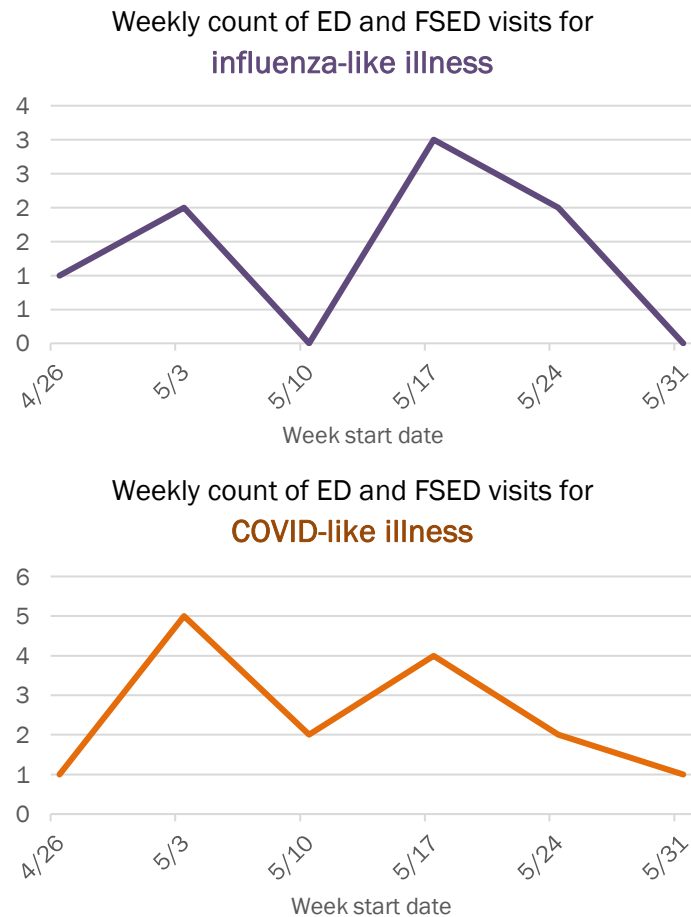
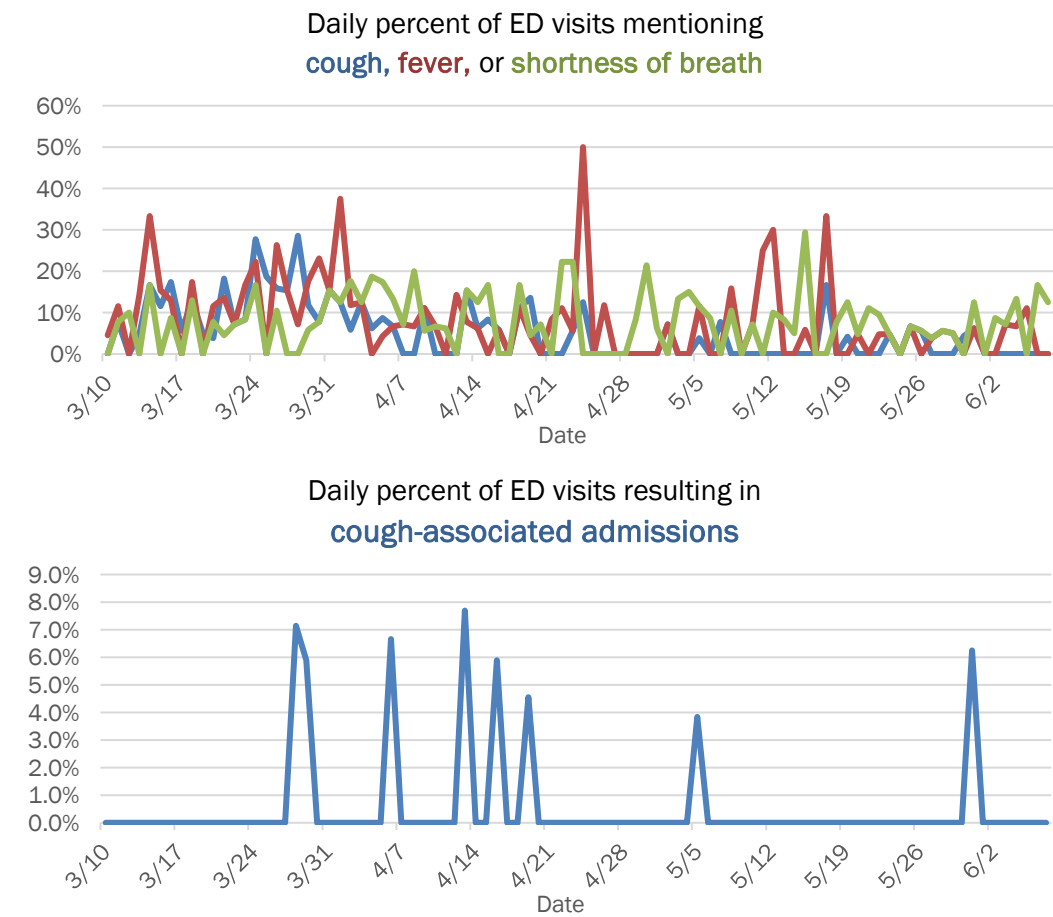
Laboratory testing for Florida residents and non-Florida residents over the past 2 weeks

Number and percent of positive labs

These counts include the number of people for whom the department received laboratory results by day. This percent is the number of people who test positive for the first time divided by all the people tested that day, excluding people who have previously tested positive.



Emergency department (ED) and freestanding ED (FSED) chief complaint and admission data for Holmes County

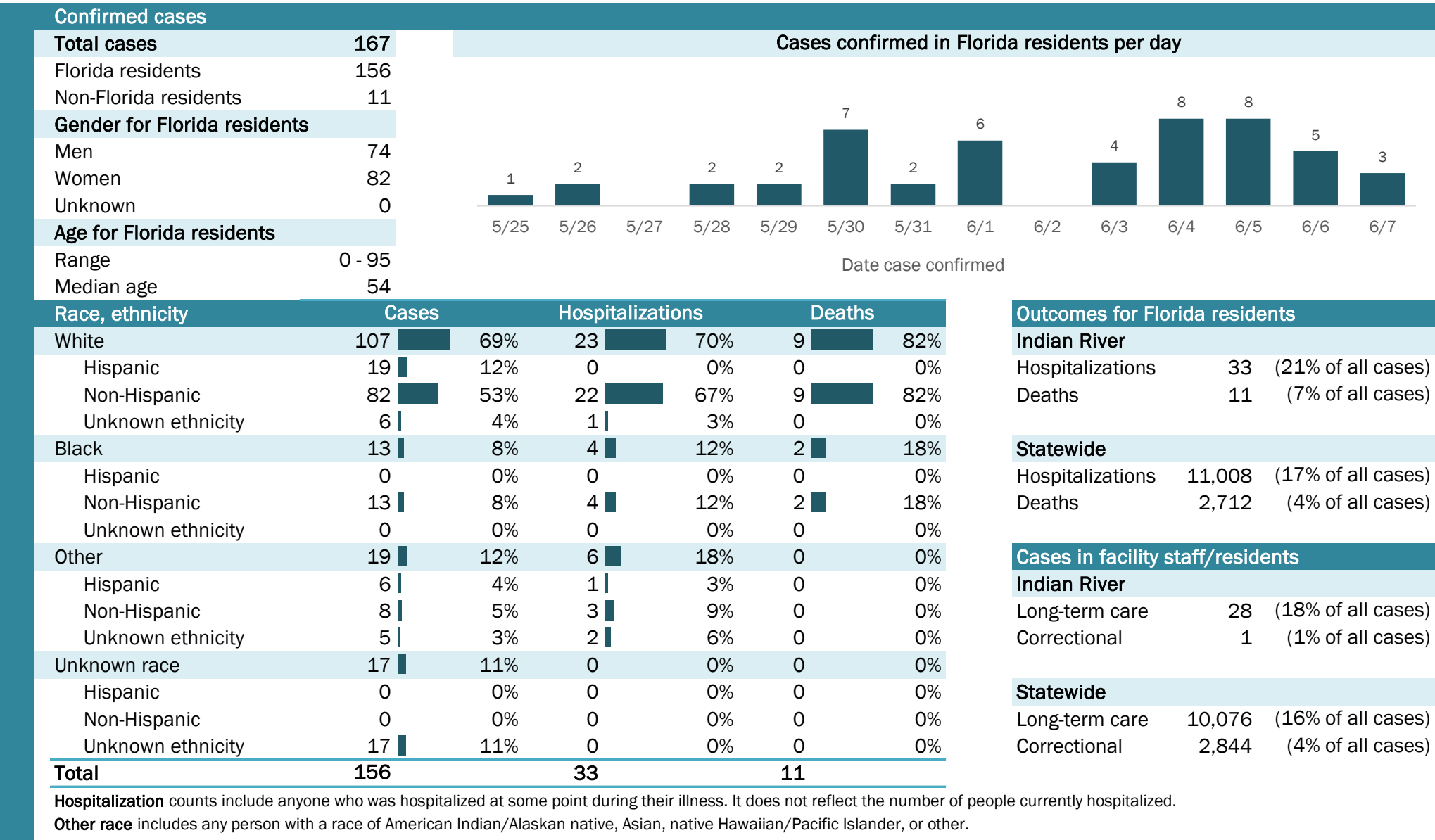


The Electronic Surveillance System for the Early Notification of Community-Based Epidemics (ESSENCE-FL) includes chief complaint data from 211 of 212 Florida EDs and 74 of 79 Florida FSEDs. Data are transmitted electronically to ESSENCE-FL daily or hourly.

Coronavirus: summary for Indian River County

Data for Jun 8, 2020 (verified at 10 AM)

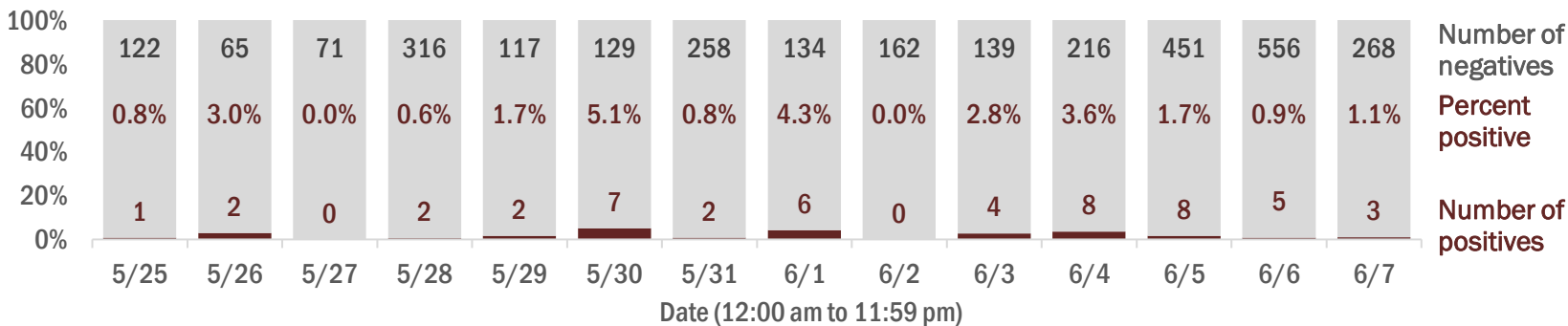
Data in this report are provisional and subject to change.



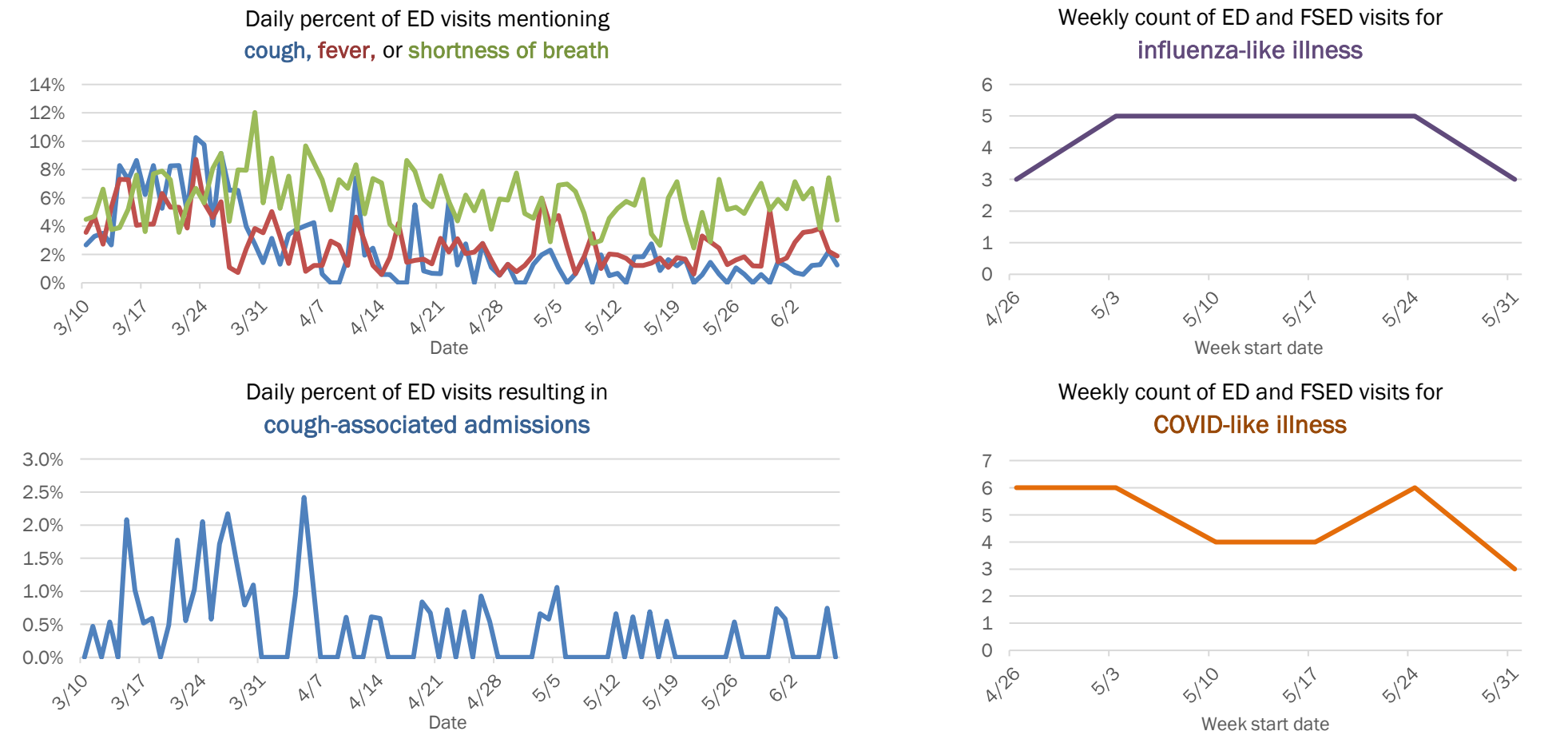
Laboratory testing for Florida residents and non-Florida residents over the past 2 weeks

Number and percent of positive labs

These counts include the number of people for whom the department received laboratory results by day. This percent is the number of people who test positive for the first time divided by all the people tested that day, excluding people who have previously tested positive.



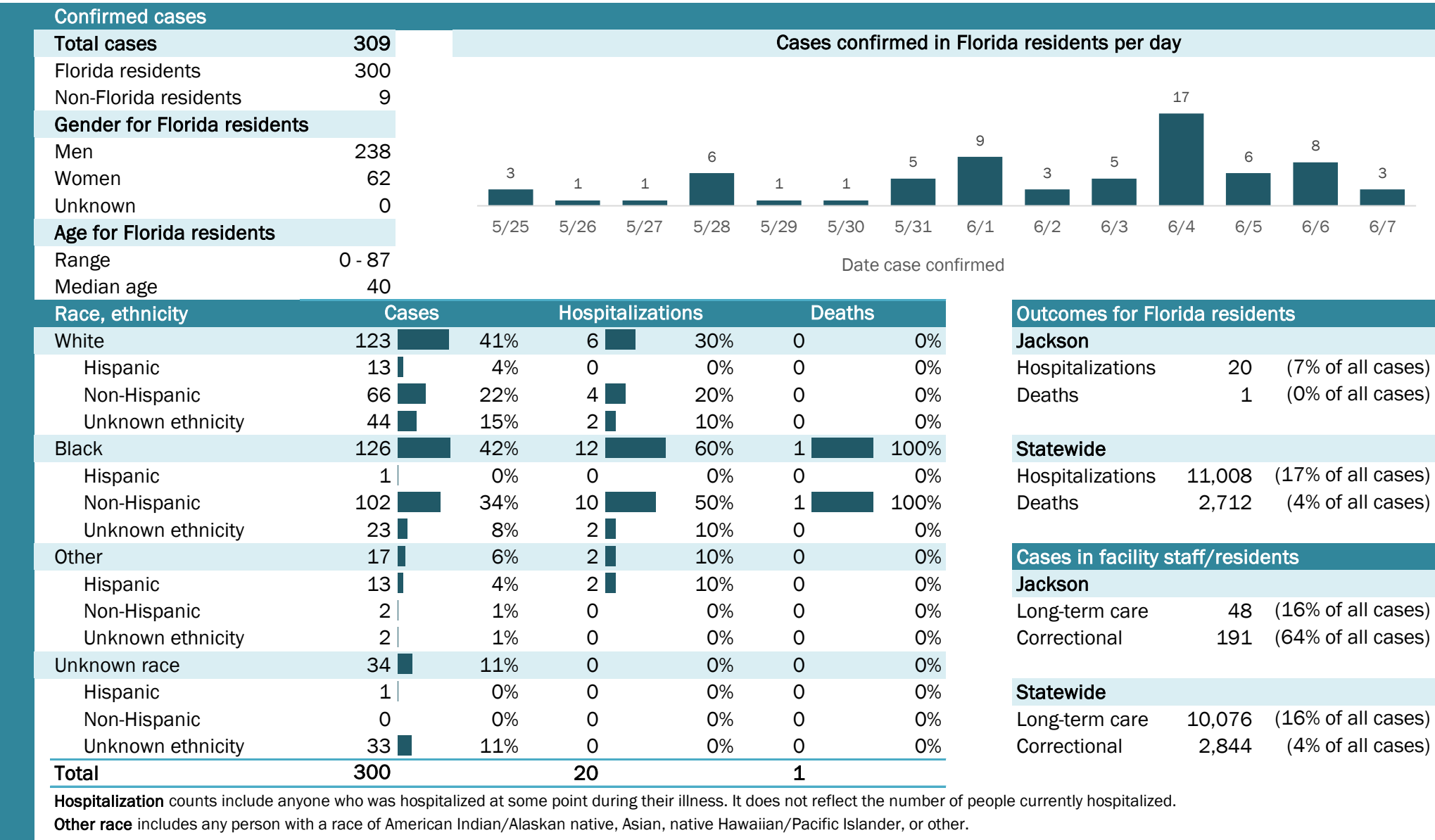
Emergency department (ED) and freestanding ED (FSED) chief complaint and admission data for Indian River County



Coronavirus: summary for Jackson County

Data for Jun 8, 2020 (verified at 10 AM)

Data in this report are provisional and subject to change.



Coronavirus: summary for Jefferson County

Data for Jun 8, 2020 (verified at 10 AM)

Data in this report are provisional and subject to change.

Confirmed cases

Total cases

31

Cases confirmed in Florida residents per day

1

1

5/25

5/26

5/27

5/28

5/29

5/30

5/31

6/1

6/2

6/3

6/4

6/5

6/6

6/7

Florida residents

29

Non-Florida residents

2

Gender for Florida residents

Men

12

Women

17

Unknown

0

Age for Florida residents

Range

29 - 95

Median age

66

Race, ethnicity	Cases	Hospitalizations	Deaths
White	931%	343%	267%
Hispanic	00%	00%	00%
Non-Hispanic	828%	343%	133%
Unknown ethnicity	13%	00%	133%
Black	1448%	343%	133%
Hispanic	00%	00%	00%
Non-Hispanic	1448%	343%	133%
Unknown ethnicity	00%	00%	00%
Other	621%	114%	00%
Hispanic	310%	00%	00%
Non-Hispanic	310%	114%	00%
Unknown ethnicity	00%	00%	00%
Unknown race	00%	00%	00%
Hispanic	00%	00%	00%
Non-Hispanic	00%	00%	00%
Unknown ethnicity	00%	00%	00%
Total	29	7	3

Hospitalization

counts include anyone who was hospitalized at some point during their illness. It does not reflect the number of people currently hospitalized.

Other race

includes any person with a race of American Indian/Alaskan native, Asian, native Hawaiian/Pacific Islander, or other.

Outcomes for Florida residents

Jefferson

Hospitalizations

7

(24% of all cases)

Deaths

3

(10% of all cases)

Statewide

Hospitalizations

11,008

(17% of all cases)

Deaths

2,712

(4% of all cases)

Cases in facility staff/residents

Jefferson

Long-term care

21

(72% of all cases)

Correctional

0

(0% of all cases)

Statewide

Long-term care

10,076

(16% of all cases)

Correctional

2,844

(4% of all cases)

Laboratory testing for Florida residents and non-Florida residents over the past 2 weeks

Number and percent of positive labs

These counts include the number of people for whom the department received laboratory results by day. This percent is the number of people who test positive for the first time divided by all the people tested that day, excluding people who have previously tested positive.

Date	Number of negatives	Percent positive	Number of positives
5/25	8	0.0%	0
5/26	5	0.0%	0
5/27	12	0.0%	0
5/28	27	0.0%	0
5/29	11	0.0%	0
5/30	22	0.0%	0
5/31	38	0.0%	0
6/1	7	0.0%	0
6/2	10	0.0%	0
6/3	13	0.0%	0
6/4	9	0.0%	0
6/5	68	1.4%	1
6/6	8	11.1%	1
6/7	53	0.0%	0

Emergency department (ED) and freestanding ED (FSED) chief complaint and admission data for Jefferson County

Daily percent of ED visits mentioning cough, fever, or shortness of breath

Daily percent of ED visits resulting in cough-associated admissions

Weekly count of ED and FSED visits for influenza-like illness

Weekly count of ED and FSED visits for COVID-like illness

The Electronic Surveillance System for the Early Notification of Community-Based Epidemics (ESSENCE-FL) includes chief complaint data from 211 of 212 Florida EDs and 74 of 79 Florida FSEDs. Data are transmitted electronically to ESSENCE-FL daily or hourly.

Coronavirus: summary for Lafayette County

Data for Jun 8, 2020 (verified at 10 AM)

Data in this report are provisional and subject to change.

Confirmed cases

Total cases

10

Cases confirmed in Florida residents per day

1

1

5/25

5/26

5/27

5/28

5/29

5/30

5/31

6/1

6/2

6/3

6/4

6/5

6/6

6/7

Florida residents

10

Non-Florida residents

0

Gender for Florida residents

Men

6

Women

4

Unknown

0

Age for Florida residents

Range

19 - 98

Median age

39

Race, ethnicity	Cases	Hospitalizations	Deaths
White	10100%	1100%	0N/A
Hispanic	330%	00%	0N/A
Non-Hispanic	770%	1100%	0N/A
Unknown ethnicity	00%	00%	0N/A
Black	00%	00%	0N/A
Hispanic	00%	00%	0N/A
Non-Hispanic	00%	00%	0N/A
Unknown ethnicity	00%	00%	0N/A
Other	00%	00%	0N/A
Hispanic	00%	00%	0N/A
Non-Hispanic	00%	00%	0N/A
Unknown ethnicity	00%	00%	0N/A
Unknown race	00%	00%	0N/A
Hispanic	00%	00%	0N/A
Non-Hispanic	00%	00%	0N/A
Unknown ethnicity	00%	00%	0N/A
Total	10	1	0

Hospitalization

counts include anyone who was hospitalized at some point during their illness. It does not reflect the number of people currently hospitalized.

Other race

includes any person with a race of American Indian/Alaskan native, Asian, native Hawaiian/Pacific Islander, or other.

Outcomes for Florida residents

Lafayette

Hospitalizations

1

(10% of all cases)

Deaths

0

(0% of all cases)

Statewide

Hospitalizations

11,008

(17% of all cases)

Deaths

2,712

(4% of all cases)

Cases in facility staff/residents

Lafayette

Long-term care

7

(70% of all cases)

Correctional

0

(0% of all cases)

Statewide

Long-term care

10,076

(16% of all cases)

Correctional

2,844

(4% of all cases)

Laboratory testing for Florida residents and non-Florida residents over the past 2 weeks

Number and percent of positive labs

These counts include the number of people for whom the department received laboratory results by day. This percent is the number of people who test positive for the first time divided by all the people tested that day, excluding people who have previously tested positive.

Date	Number of negatives	Percent positive	Number of positives
5/25	6	0.0%	0
5/26	4	0.0%	0
5/27	3	0.0%	0
5/28	12	0.0%	0
5/29	1	0.0%	0
5/30	2	0.0%	0
5/31	8	0.0%	0
6/1	2	0.0%	0
6/2	4	0.0%	0
6/3	5	0.0%	0
6/4	1	50.0%	1
6/5	6	14.3%	1
6/6	4	0.0%	0
6/7	5	0.0%	0

Emergency department (ED) and freestanding ED (FSED) chief complaint and admission data for Lafayette County

Daily percent of ED visits mentioning cough, fever, or shortness of breath

Daily percent of ED visits resulting in cough-associated admissions

Weekly count of ED and FSED visits for influenza-like illness

Weekly count of ED and FSED visits for COVID-like illness

The Electronic Surveillance System for the Early Notification of Community-Based Epidemics (ESSENCE-FL) includes chief complaint data from 211 of 212 Florida EDs and 74 of 79 Florida FSEDs. Data are transmitted electronically to ESSENCE-FL daily or hourly.

Coronavirus: summary for Lake County

Data for Jun 8, 2020 (verified at 10 AM)

Data in this report are provisional and subject to change.

Confirmed cases

Total cases

337

Florida residents

322

Non-Florida residents

15

Gender for Florida residents

Men

154

Women

168

Unknown

0

Age for Florida residents

Range

1 - 98

Median age

51

Cases confirmed in Florida residents per day

4

5/25

1

5/26

2

5/27

11

5/28

7

5/29

2

5/30

4

5/31

1

6/1

3

6/2

0

6/3

4

6/4

7

6/5

8

6/6

7

6/7

Date case confirmed

Race, ethnicity	Cases	Hospitalizations	Deaths
White	180	44	10
Hispanic	26	4	2
Non-Hispanic	153	40	8
Unknown ethnicity	1	0	0
Black	42	7	0
Hispanic	1	0	0
Non-Hispanic	41	7	0
Unknown ethnicity	0	0	0
Other	86	24	5
Hispanic	58	14	3
Non-Hispanic	25	9	2
Unknown ethnicity	3	1	0
Unknown race	14	0	0
Hispanic	0	0	0
Non-Hispanic	1	0	0
Unknown ethnicity	13	0	0
Total	322	75	15

Hospitalization

counts include anyone who was hospitalized at some point during their illness. It does not reflect the number of people currently hospitalized.

Other race

includes any person with a race of American Indian/Alaskan native, Asian, native Hawaiian/Pacific Islander, or other.

Outcomes for Florida residents

Lake

Hospitalizations

75

(23% of all cases)

Deaths

15

(5% of all cases)

Statewide

Hospitalizations

11,008

(17% of all cases)

Deaths

2,712

(4% of all cases)

Cases in facility staff/residents

Lake

Long-term care

23

(7% of all cases)

Correctional

2

(1% of all cases)

Statewide

Long-term care

10,076

(16% of all cases)

Correctional

2,844

(4% of all cases)

Laboratory testing for Florida residents and non-Florida residents over the past 2 weeks

Number and percent of positive labs

These counts include the number of people for whom the department received laboratory results by day. This percent is the number of people who test positive for the first time divided by all the people tested that day, excluding people who have previously tested positive.

100%

80%

60%

40%

20%

0%

245

1.6%

4

260

0.4%

1

307

0.6%

2

452

2.4%

11

260

2.6%

7

441

0.5%

2

338

1.2%

4

141

0.7%

1

584

0.5%

3

488

0.0%

0

490

0.8%

4

1,108

0.6%

7

778

1.0%

8

463

1.5%

7

Number of negatives

Percent positive

Number of positives

5/25

5/26

5/27

5/28

5/29

5/30

5/31

6/1

6/2

6/3

6/4

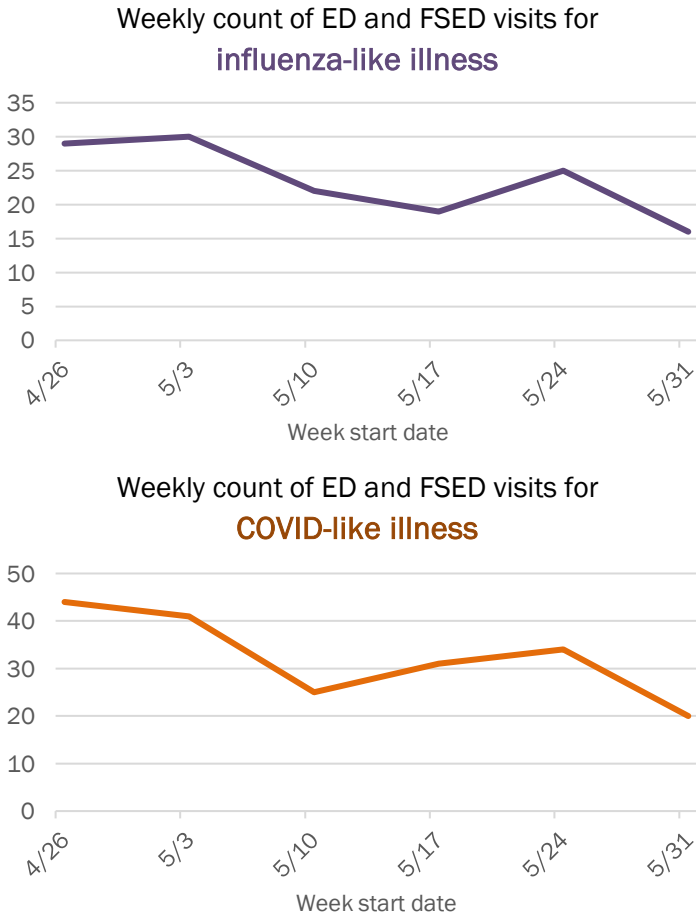
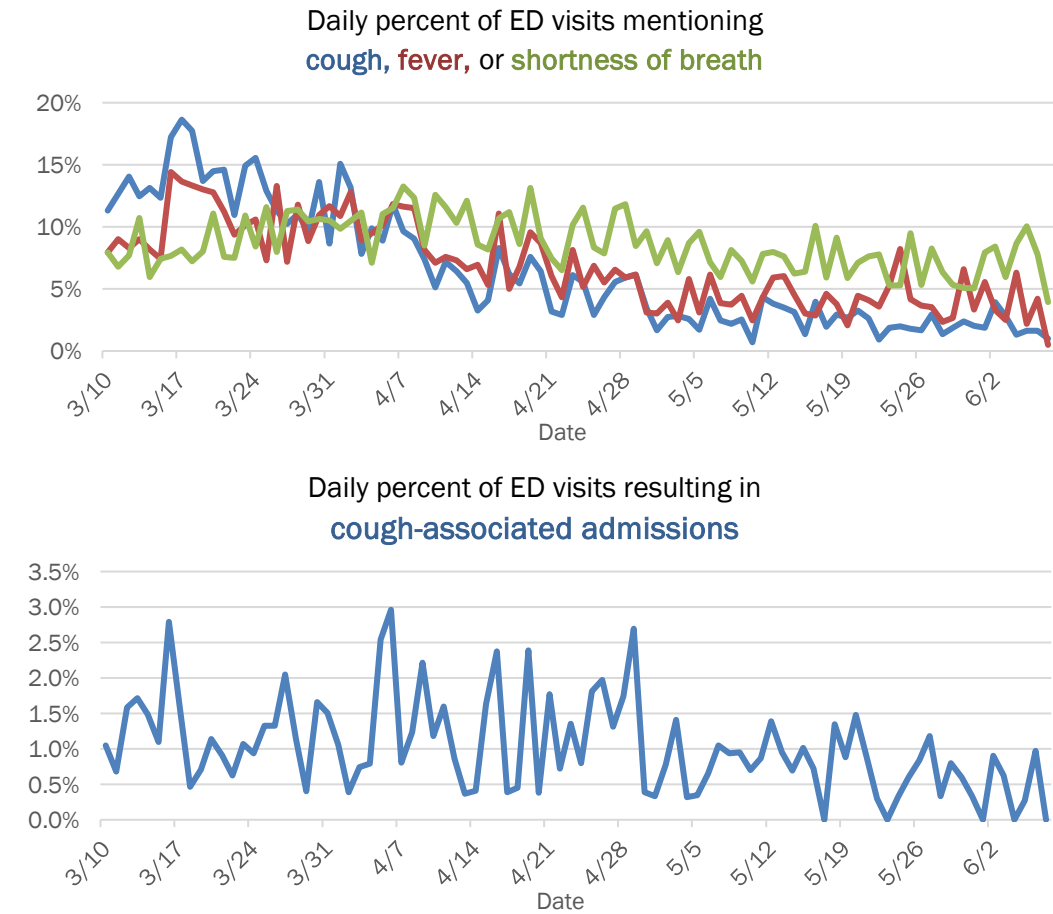
6/5

6/6

6/7

Date (12:00 am to 11:59 pm)

Emergency department (ED) and freestanding ED (FSED) chief complaint and admission data for Lake County

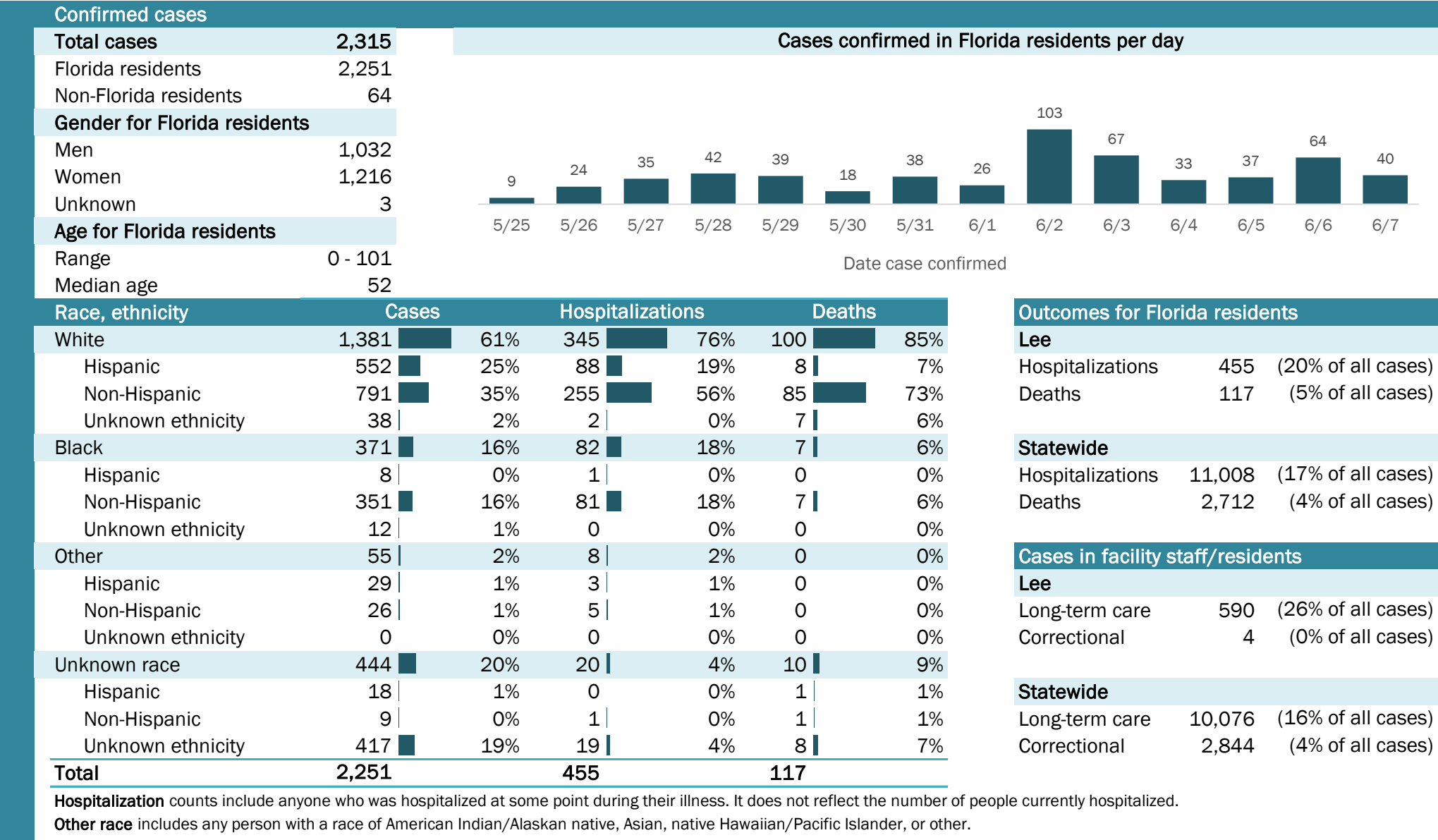


The Electronic Surveillance System for the Early Notification of Community-Based Epidemics (ESSENCE-FL) includes chief complaint data from 211 of 212 Florida EDs and 74 of 79 Florida FSEDs. Data are transmitted electronically to ESSENCE-FL daily or hourly.

Coronavirus: summary for Lee County

Data for Jun 8, 2020 (verified at 10 AM)

Data in this report are provisional and subject to change.



Coronavirus: summary for Leon County

Data for Jun 8, 2020 (verified at 10 AM)

Data in this report are provisional and subject to change.

Confirmed cases

Total cases

443

Florida residents

413

Non-Florida residents

30

Gender for Florida residents

Men

191

Women

222

Unknown

0

Age for Florida residents

Range

0 - 86

Median age

34

Race, ethnicity

Cases

Hospitalizations

Deaths

White

146

35%

19

49%

3

43%

Hispanic

12

3%

1

3%

0

0%

Non-Hispanic

130

31%

17

44%

3

43%

Unknown ethnicity

4

1%

1

3%

0

0%

Black

235

57%

17

44%

4

57%

Hispanic

5

1%

0

0%

0

0%

Non-Hispanic

226

55%

17

44%

4

57%

Unknown ethnicity

4

1%

0

0%

0

0%

Other

9

2%

2

5%

0

0%

Hispanic

4

1%

2

5%

0

0%

Non-Hispanic

5

1%

0

0%

0

0%

Unknown ethnicity

0

0%

0

0%

0

0%

Unknown race

23

6%

1

3%

0

0%

Hispanic

1

0%

0

0%

0

0%

Non-Hispanic

1

0%

0

0%

0

0%

Unknown ethnicity

21

5%

1

3%

0

0%

Total

413

39

7

Cases confirmed in Florida residents per day

1

3

2

20

4

1

1

2

13

3

4

5

3

5/25

5/26

5/27

5/28

5/29

5/30

5/31

6/1

6/2

6/3

6/4

6/5

6/6

6/7

Date case confirmed

Outcomes for Florida residents

Leon

Hospitalizations

39

(9% of all cases)

Deaths

7

(2% of all cases)

Statewide

Hospitalizations

11,008

(17% of all cases)

Deaths

2,712

(4% of all cases)

Cases in facility staff/residents

Leon

Long-term care

83

(20% of all cases)

Correctional

20

(5% of all cases)

Statewide

Long-term care

10,076

(16% of all cases)

Correctional

2,844

(4% of all cases)

Hospitalization counts include anyone who was hospitalized at some point during their illness. It does not reflect the number of people currently hospitalized.

Other race includes any person with a race of American Indian/Alaskan native, Asian, native Hawaiian/Pacific Islander, or other.

Laboratory testing for Florida residents and non-Florida residents over the past 2 weeks

Number and percent of positive labs

These counts include the number of people for whom the department received laboratory results by day. This percent is the number of people who test positive for the first time divided by all the people tested that day, excluding people who have previously tested positive.

Date	Number of negatives	Percent positive	Number of positives
5/25	147	0.7%	1
5/26	93	3.1%	3
5/27	146	1.4%	2
5/28	810	2.4%	20
5/29	70	5.4%	4
5/30	184	0.5%	1
5/31	563	0.2%	1
6/1	202	1.0%	2
6/2	286	4.3%	13
6/3	816	0.4%	3
6/4	480	0.0%	0
6/5	607	0.7%	4
6/6	1,116	0.4%	5
6/7	226	1.3%	3

Emergency department (ED) and freestanding ED (FSED) chief complaint and admission data for Leon County

Daily percent of ED visits mentioning cough, fever, or shortness of breath

Daily percent of ED visits resulting in cough-associated admissions

Weekly count of ED and FSED visits for influenza-like illness

Weekly count of ED and FSED visits for COVID-like illness

The Electronic Surveillance System for the Early Notification of Community-Based Epidemics (ESSENCE-FL) includes chief complaint data from 211 of 212 Florida EDs and 74 of 79 Florida FSEDs. Data are transmitted electronically to ESSENCE-FL daily or hourly.

Coronavirus: summary for Levy County

Data for Jun 8, 2020 (verified at 10 AM)

Data in this report are provisional and subject to change.

Confirmed cases

Total cases

73

Florida residents

73

Non-Florida residents

0

Gender for Florida residents

Men

44

Women

29

Unknown

0

Age for Florida residents

Range

3 - 99

Median age

36

Cases confirmed in Florida residents per day

1

5/25

1

5/26

1

5/28

1

5/29

3

5/31

1

6/3

5

6/4

16

6/5

1

6/6

15

6/7

Date case confirmed

Race, ethnicity	Cases	Hospitalizations	Deaths
White	2636%	125%	00%
Hispanic	68%	00%	00%
Non-Hispanic	2027%	125%	00%
Unknown ethnicity	00%	00%	00%
Black	811%	125%	00%
Hispanic	00%	00%	00%
Non-Hispanic	811%	125%	00%
Unknown ethnicity	00%	00%	00%
Other	68%	250%	1100%
Hispanic	34%	125%	1100%
Non-Hispanic	34%	125%	00%
Unknown ethnicity	00%	00%	00%
Unknown race	3345%	00%	00%
Hispanic	00%	00%	00%
Non-Hispanic	00%	00%	00%
Unknown ethnicity	3345%	00%	00%
Total	73	4	1

Hospitalization

counts include anyone who was hospitalized at some point during their illness. It does not reflect the number of people currently hospitalized.

Other race

includes any person with a race of American Indian/Alaskan native, Asian, native Hawaiian/Pacific Islander, or other.

Outcomes for Florida residents

Levy

Hospitalizations

4

(5% of all cases)

Deaths

1

(1% of all cases)

Statewide

Hospitalizations

11,008

(17% of all cases)

Deaths

2,712

(4% of all cases)

Cases in facility staff/residents

Levy

Long-term care

8

(11% of all cases)

Correctional

1

(1% of all cases)

Statewide

Long-term care

10,076

(16% of all cases)

Correctional

2,844

(4% of all cases)

Laboratory testing for Florida residents and non-Florida residents over the past 2 weeks

Number and percent of positive labs

These counts include the number of people for whom the department received laboratory results by day. This percent is the number of people who test positive for the first time divided by all the people tested that day, excluding people who have previously tested positive.

100%
80%
60%
40%
20%
0%

29

3.3%

1

5/25

32

3.0%

1

5/26

44

0.0%

0

5/27

61

1.6%

1

5/28

22

4.3%

1

5/29

89

0.0%

0

5/30

30

9.1%

3

5/31

27

0.0%

0

6/1

45

0.0%

0

6/2

67

1.5%

1

6/3

43

10.4%

5

6/4

70

18.6%

16

6/5

62

1.6%

1

6/6

88

14.6%

15

6/7

Number of negatives

Percent positive

Number of positives

Date (12:00 am to 11:59 pm)

Emergency department (ED) and freestanding ED (FSED) chief complaint and admission data for Levy County

Daily percent of ED visits mentioning
cough, fever, or shortness of breath

30%
25%
20%
15%
10%
5%
0%

3/10

3/17

3/24

3/31

4/7

4/14

4/21

4/28

5/5

5/12

5/19

5/26

6/2

Daily percent of ED visits resulting in
cough-associated admissions

10.0%
8.0%
6.0%
4.0%
2.0%
0.0%

3/10

3/17

3/24

3/31

4/7

4/14

4/21

4/28

5/5

5/12

5/19

5/26

6/2

Date

Weekly count of ED and FSED visits for
influenza-like illness

6
5
4
3
2
1
0

4/26

5/3

5/10

5/17

5/24

5/31

Weekly count of ED and FSED visits for
COVID-like illness

5
4
3
2
1
0

4/26

5/3

5/10

5/17

5/24

5/31

Week start date

The Electronic Surveillance System for the Early Notification of Community-Based Epidemics (ESSENCE-FL) includes chief complaint data from 211 of 212 Florida EDs and 74 of 79 Florida FSEDs. Data are transmitted electronically to ESSENCE-FL daily or hourly.

Data in this report are provisional and subject to change.

Other race includes any person with a race of American Indian/Alaskan native, Asian, native Hawaiian/Pacific Islander, or other.

The Electronic Surveillance System for the Early Notification of Community-Based Epidemics (ESSENCE-FL) includes chief complaint data from 211 of 212 Florida EDs and 74 of 79 Florida FSEDs. Data are transmitted electronically to ESSENCE-FL daily or hourly.

Coronavirus: summary for Madison County

Data for Jun 8, 2020 (verified at 10 AM)

Data in this report are provisional and subject to change.

Confirmed cases

Total cases

71

Cases confirmed in Florida residents per day

2

Florida residents

67

Non-Florida residents

4

Gender for Florida residents

Men

27

Women

40

Unknown

0

Age for Florida residents

Range

0 - 98

Median age

58

Race, ethnicity	Cases	Hospitalizations	Deaths
White	2131%00%	00%	00%
Hispanic	00%	00%	00%
Non-Hispanic	1827%	00%	00%
Unknown ethnicity	34%	00%	00%
Black	3857%	4100%	3100%
Hispanic	00%	00%	00%
Non-Hispanic	3349%	4100%	3100%
Unknown ethnicity	57%	00%	00%
Other	46%	00%	00%
Hispanic	11%	00%	00%
Non-Hispanic	23%	00%	00%
Unknown ethnicity	11%	00%	00%
Unknown race	46%	00%	00%
Hispanic	00%	00%	00%
Non-Hispanic	00%	00%	00%
Unknown ethnicity	46%	00%	00%
Total	67	4	3

Hospitalization

counts include anyone who was hospitalized at some point during their illness. It does not reflect the number of people currently hospitalized.

Other race

includes any person with a race of American Indian/Alaskan native, Asian, native Hawaiian/Pacific Islander, or other.

Outcomes for Florida residents

Madison

Hospitalizations

4

(6% of all cases)

Deaths

3

(4% of all cases)

Statewide

Hospitalizations

11,008

(17% of all cases)

Deaths

2,712

(4% of all cases)

Cases in facility staff/residents

Madison

Long-term care

43

(64% of all cases)

Correctional

0

(0% of all cases)

Statewide

Long-term care

10,076

(16% of all cases)

Correctional

2,844

(4% of all cases)

Laboratory testing for Florida residents and non-Florida residents over the past 2 weeks

Number and percent of positive labs

These counts include the number of people for whom the department received laboratory results by day. This percent is the number of people who test positive for the first time divided by all the people tested that day, excluding people who have previously tested positive.

Date	Number of negatives	Percent positive	Number of positives
5/25	27	0.0%	0
5/26	10	0.0%	0
5/27	9	0.0%	0
5/28	18	0.0%	0
5/29	9	0.0%	0
5/30	41	0.0%	0
5/31	23	0.0%	0
6/1	8	0.0%	0
6/2	7	0.0%	0
6/3	18	0.0%	0
6/4	40	4.8%	2
6/5	52	0.0%	0
6/6	23	0.0%	0
6/7	28	0.0%	0

Emergency department (ED) and freestanding ED (FSED) chief complaint and admission data for Madison County

Daily percent of ED visits mentioning cough, fever, or shortness of breath

Daily percent of ED visits resulting in cough-associated admissions

Weekly count of ED and FSED visits for influenza-like illness

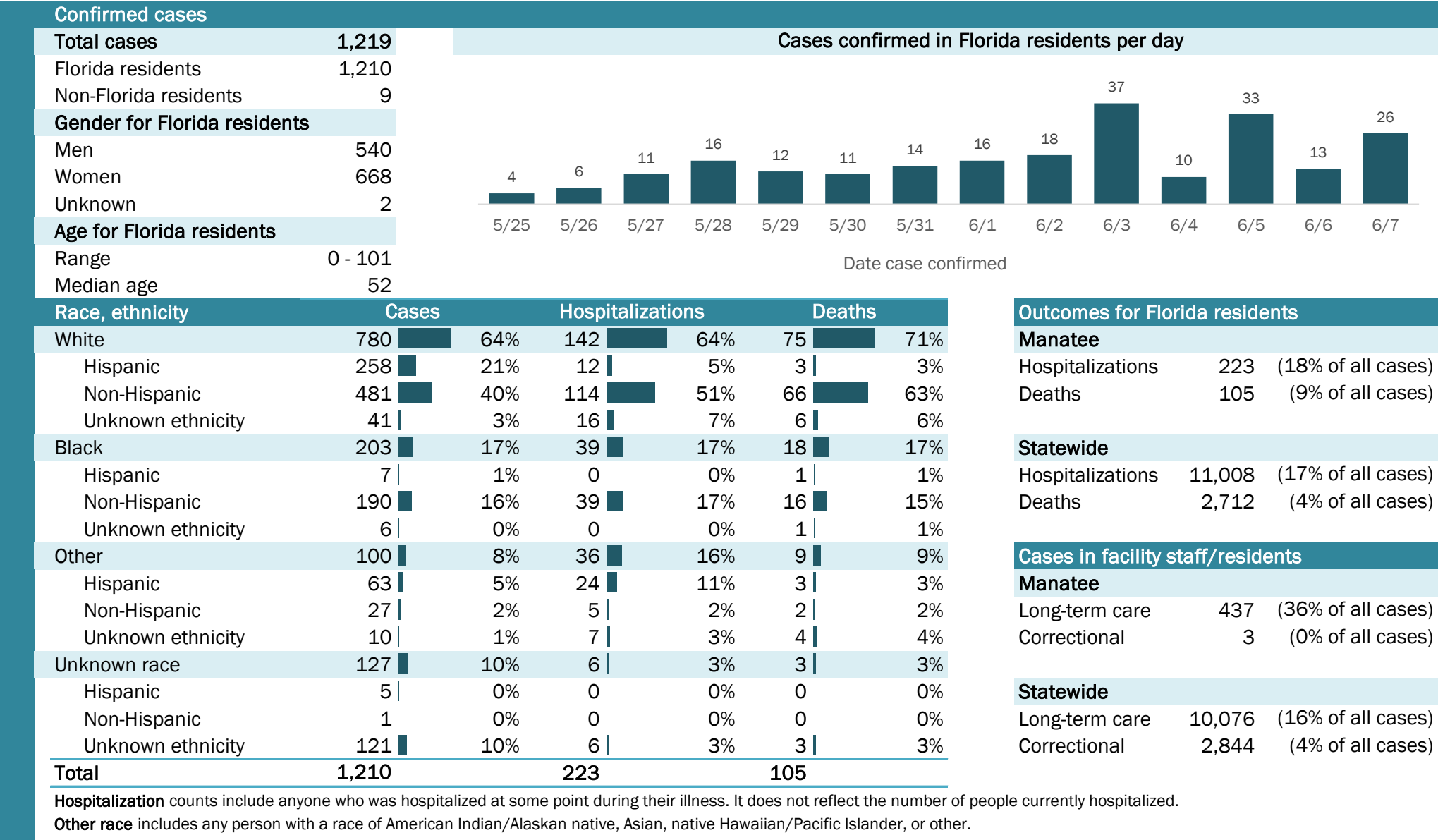
Weekly count of ED and FSED visits for COVID-like illness

The Electronic Surveillance System for the Early Notification of Community-Based Epidemics (ESSENCE-FL) includes chief complaint data from 211 of 212 Florida EDs and 74 of 79 Florida FSEDs. Data are transmitted electronically to ESSENCE-FL daily or hourly.

Coronavirus: summary for Manatee County

Data for Jun 8, 2020 (verified at 10 AM)

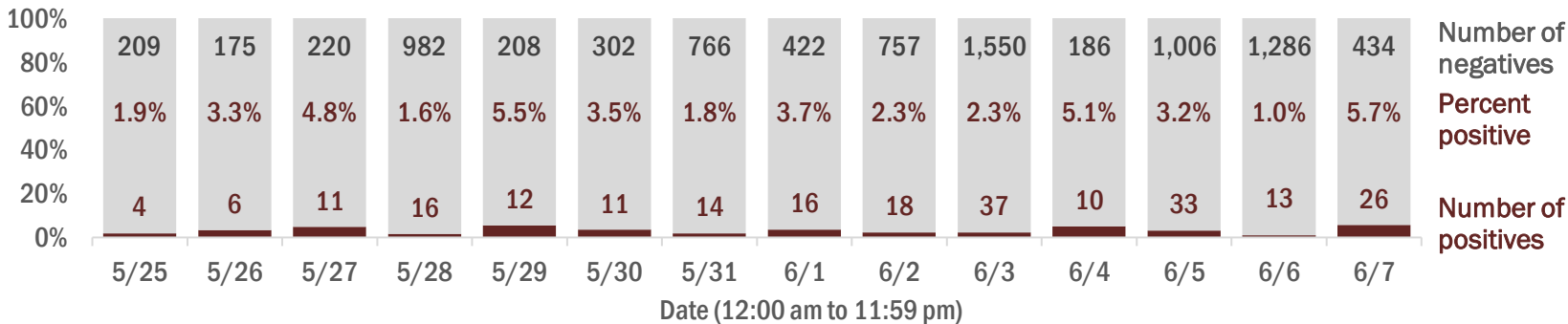
Data in this report are provisional and subject to change.



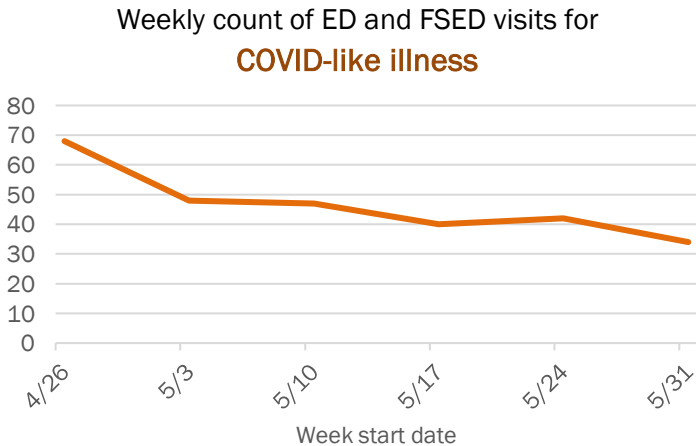
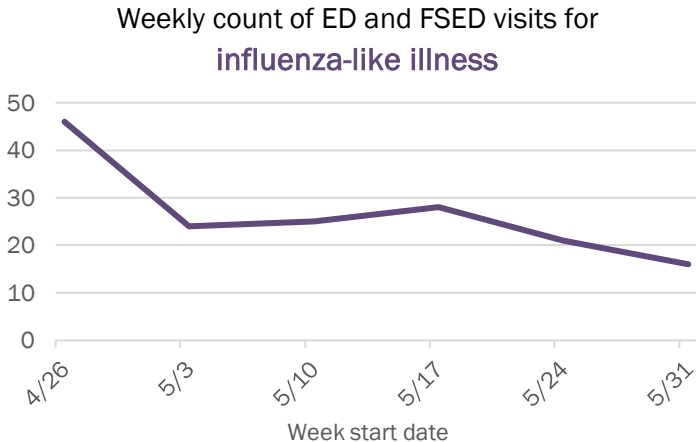
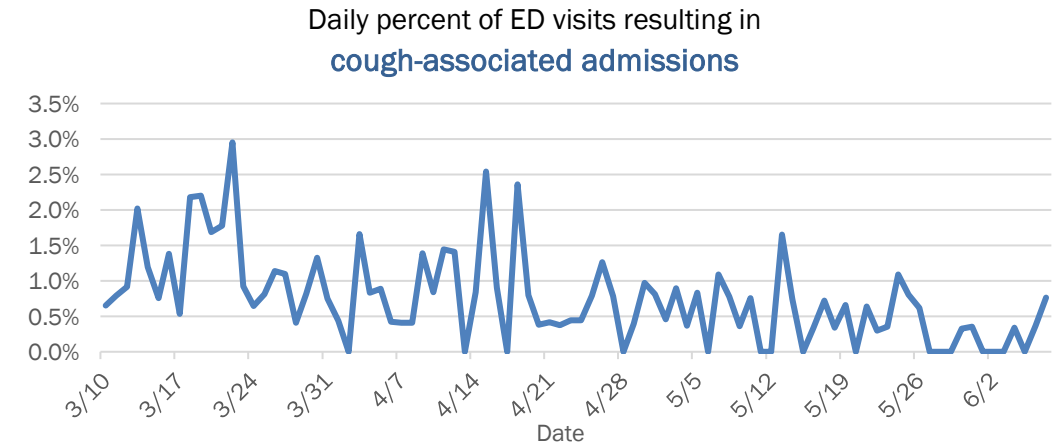
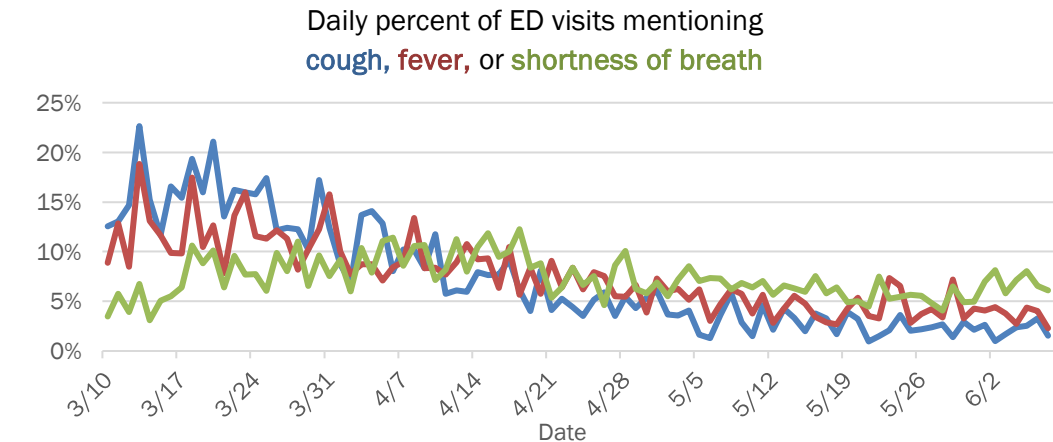
Laboratory testing for Florida residents and non-Florida residents over the past 2 weeks

Number and percent of positive labs

These counts include the number of people for whom the department received laboratory results by day. This percent is the number of people who test positive for the first time divided by all the people tested that day, excluding people who have previously tested positive.



Emergency department (ED) and freestanding ED (FSED) chief complaint and admission data for Manatee County

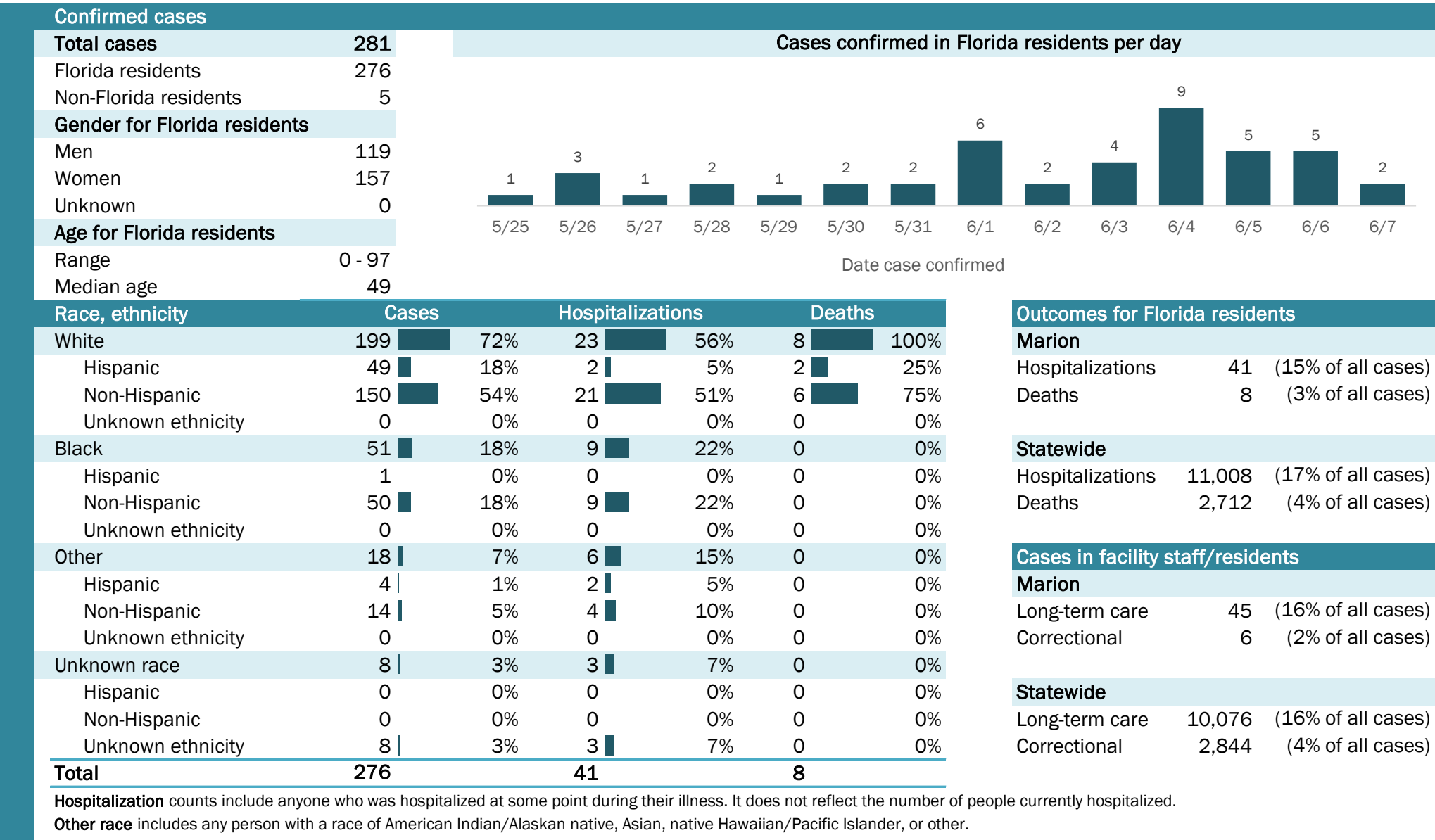


The Electronic Surveillance System for the Early Notification of Community-Based Epidemics (ESSENCE-FL) includes chief complaint data from 211 of 212 Florida EDs and 74 of 79 Florida FSEDs. Data are transmitted electronically to ESSENCE-FL daily or hourly.

Coronavirus: summary for Marion County

Data for Jun 8, 2020 (verified at 10 AM)

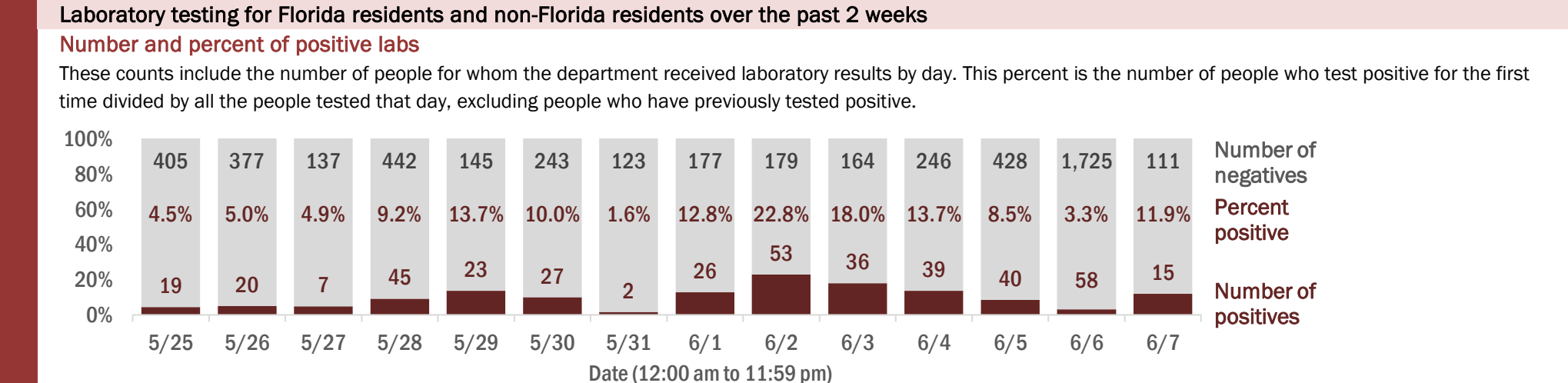
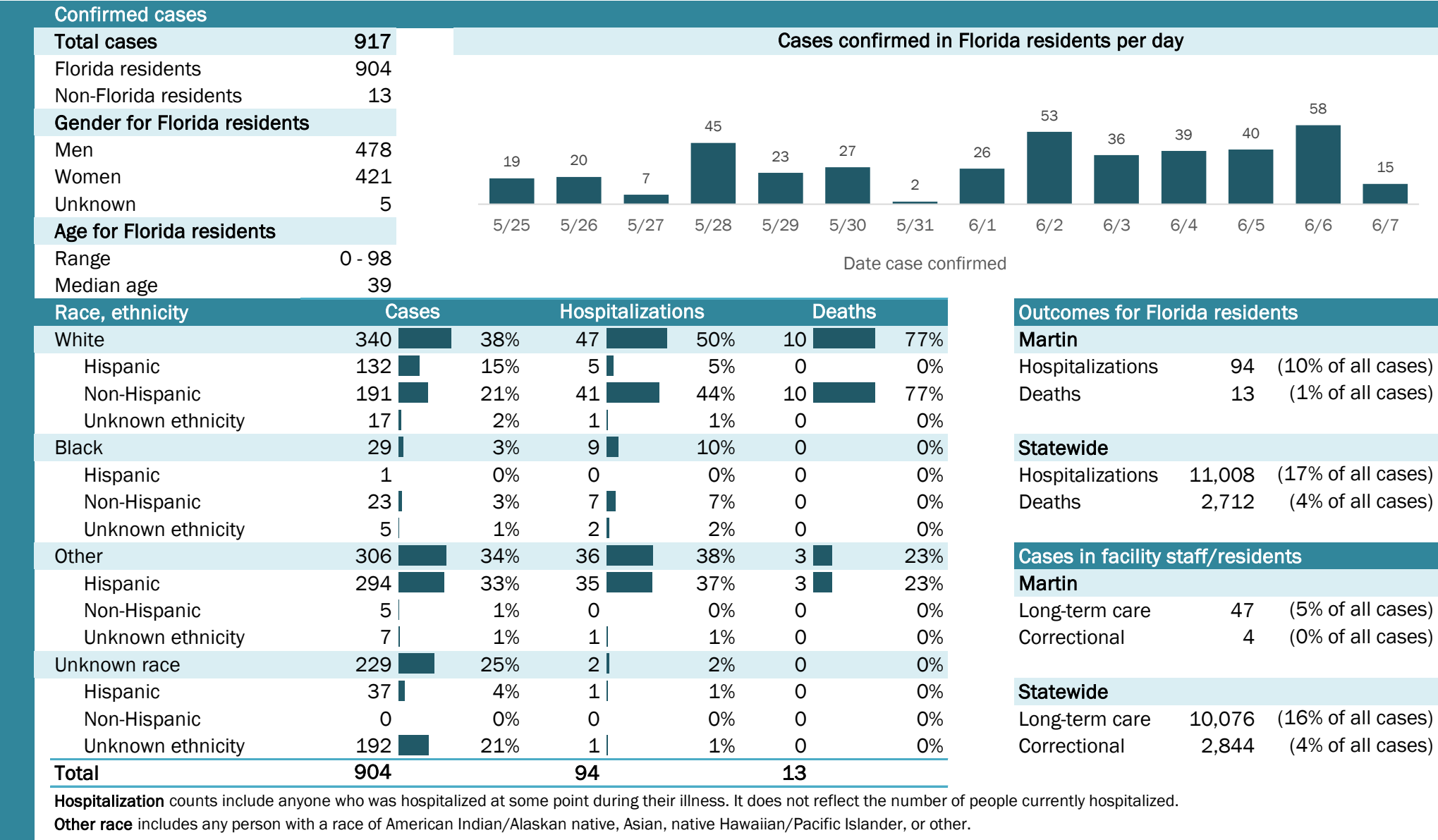
Data in this report are provisional and subject to change.



Coronavirus: summary for Martin County

Data for Jun 8, 2020 (verified at 10 AM)

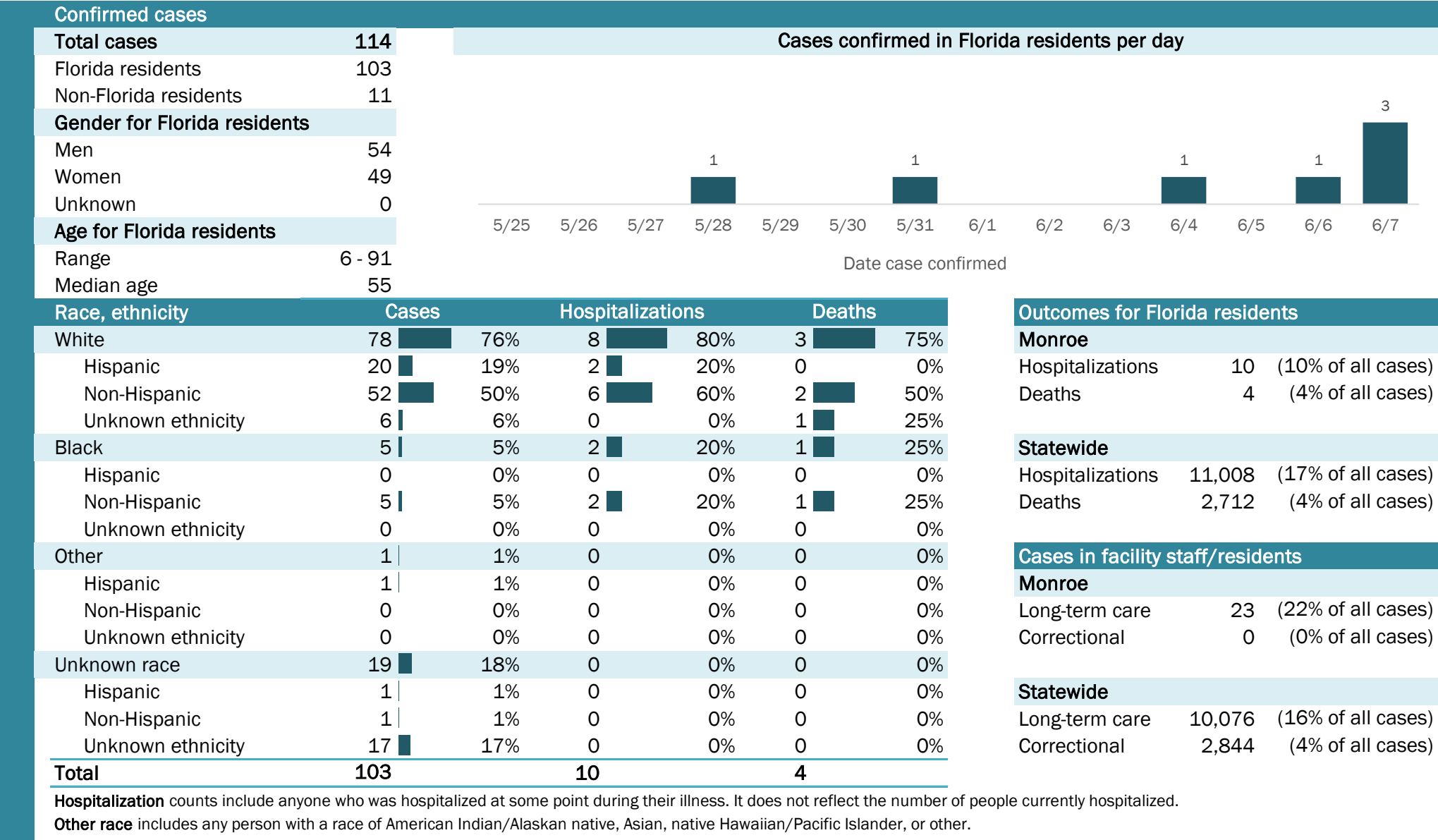
Data in this report are provisional and subject to change.



Coronavirus: summary for Monroe County

Data for Jun 8, 2020 (verified at 10 AM)

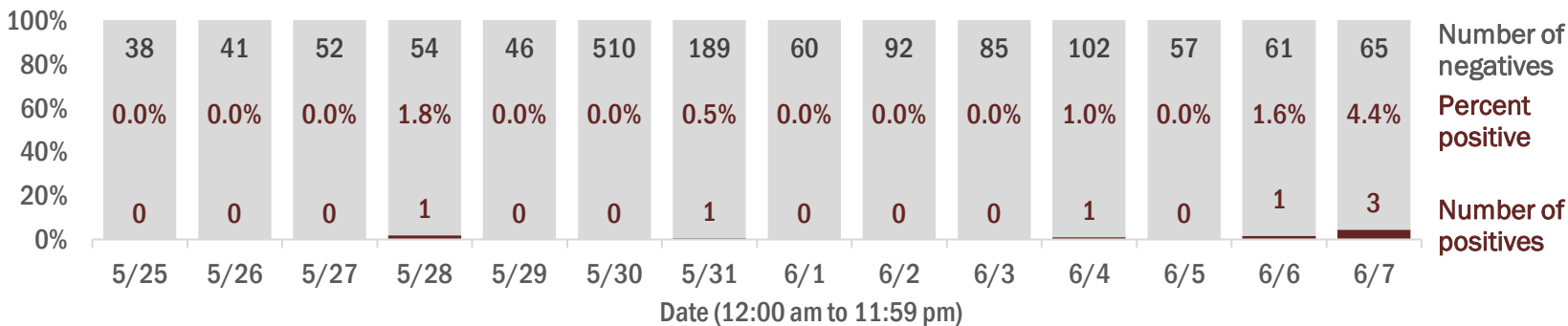
Data in this report are provisional and subject to change.



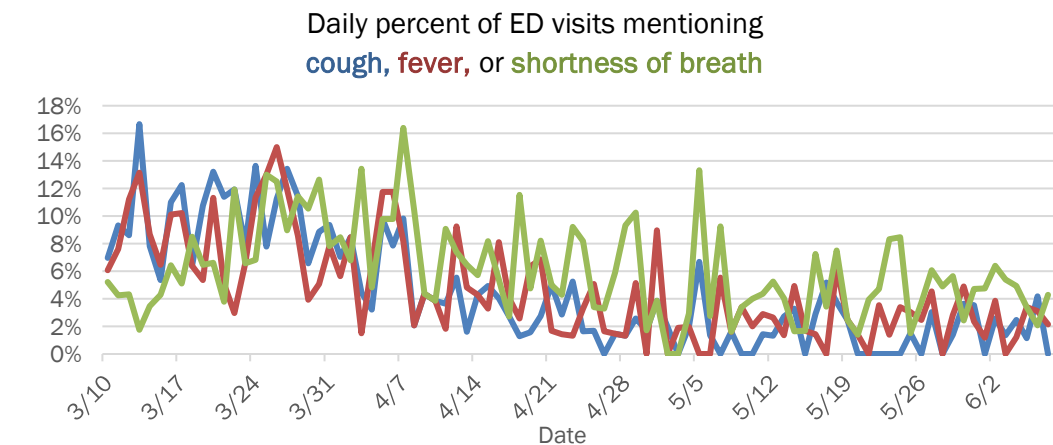
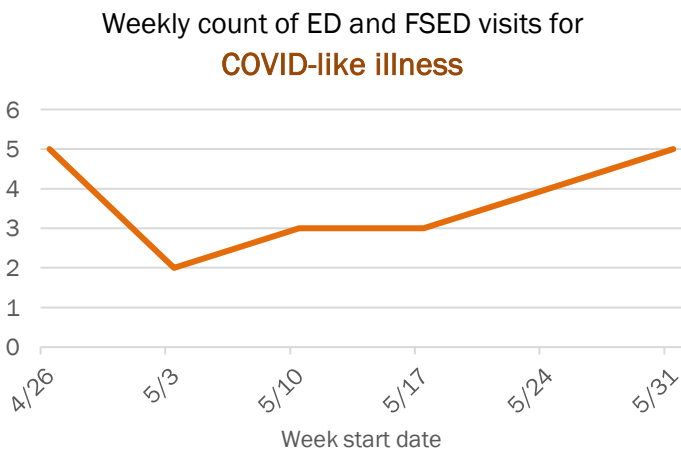
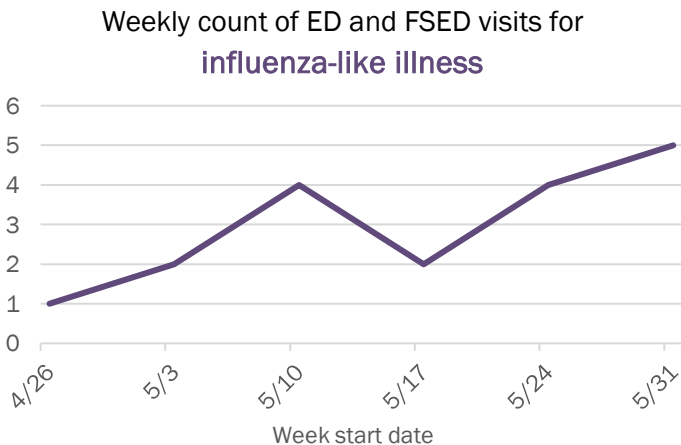
Laboratory testing for Florida residents and non-Florida residents over the past 2 weeks

Number and percent of positive labs

These counts include the number of people for whom the department received laboratory results by day. This percent is the number of people who test positive for the first time divided by all the people tested that day, excluding people who have previously tested positive.



Emergency department (ED) and freestanding ED (FSED) chief complaint and admission data for Monroe County

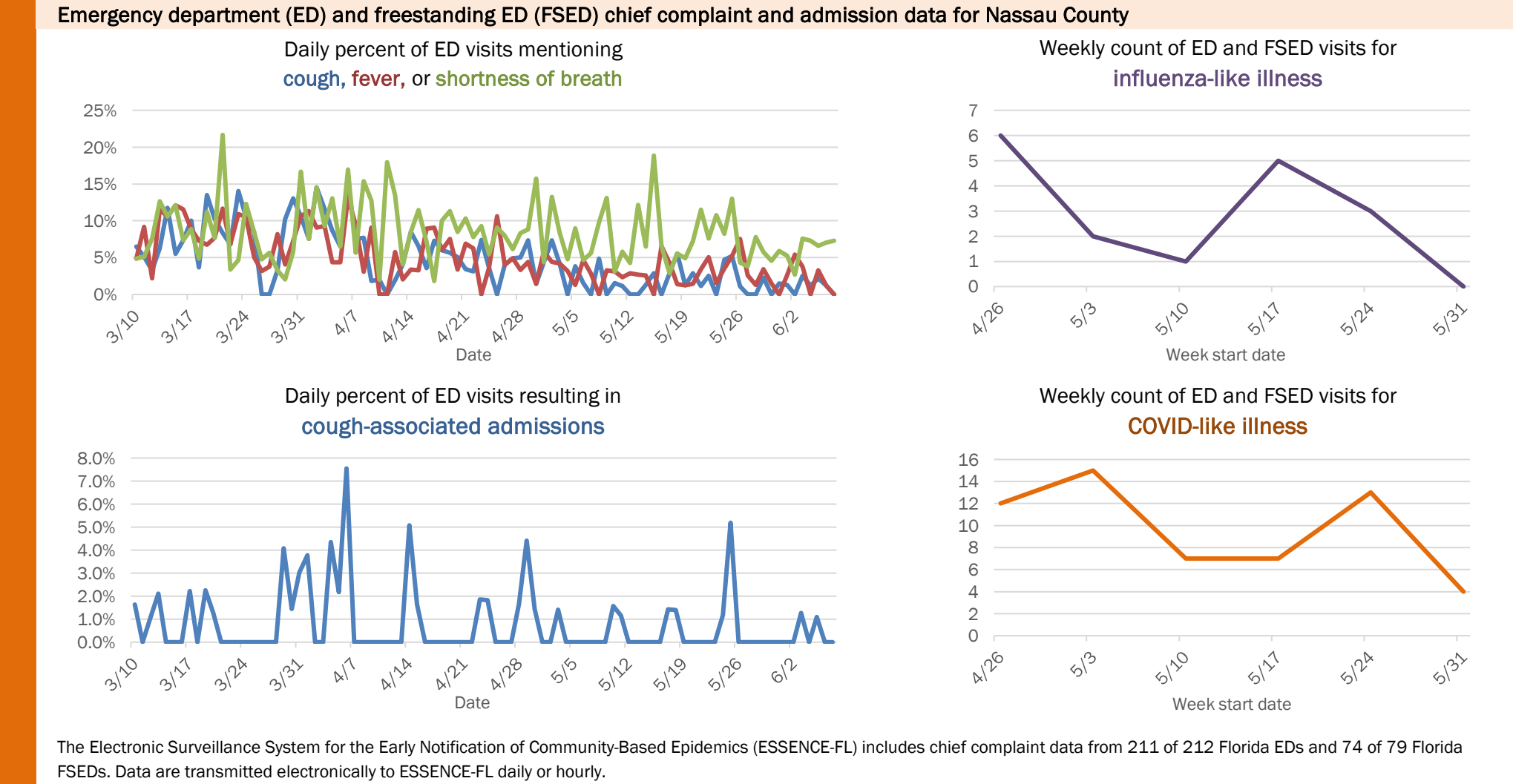
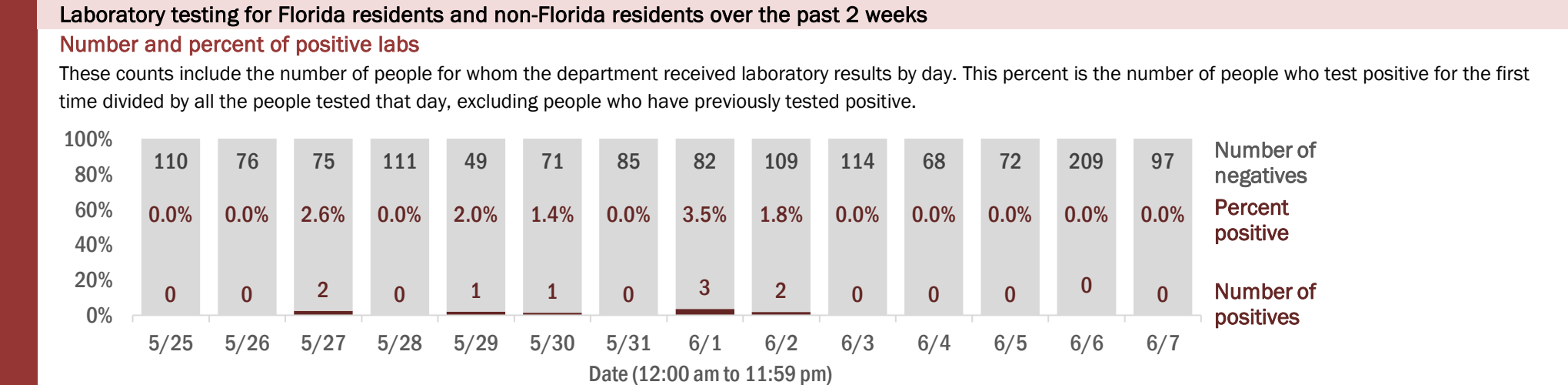
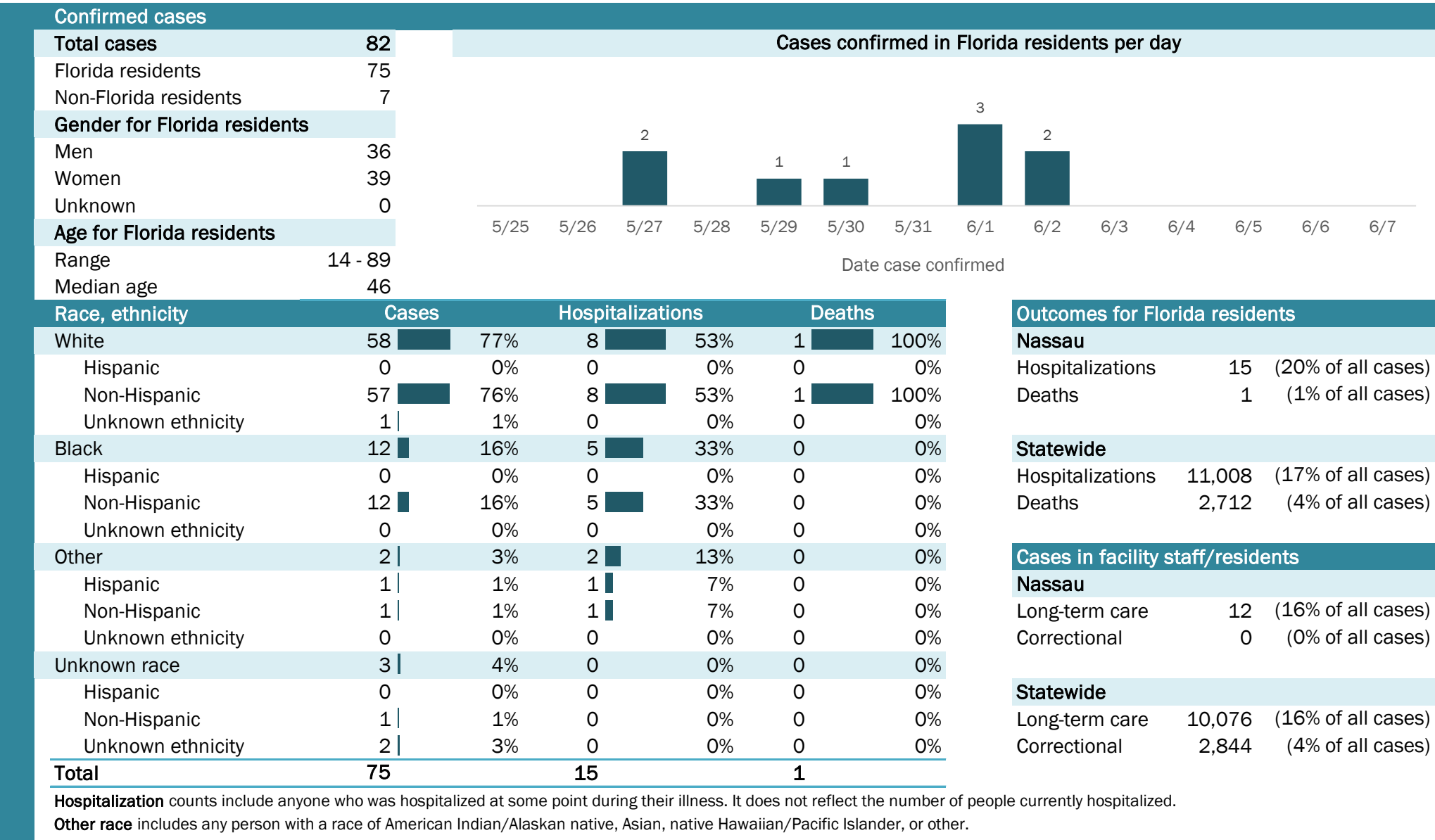
Daily percent of ED visits resulting in
cough-associated admissions

The Electronic Surveillance System for the Early Notification of Community-Based Epidemics (ESSENCE-FL) includes chief complaint data from 211 of 212 Florida EDs and 74 of 79 Florida FSEDs. Data are transmitted electronically to ESSENCE-FL daily or hourly.

Coronavirus: summary for Nassau County

Data for Jun 8, 2020 (verified at 10 AM)

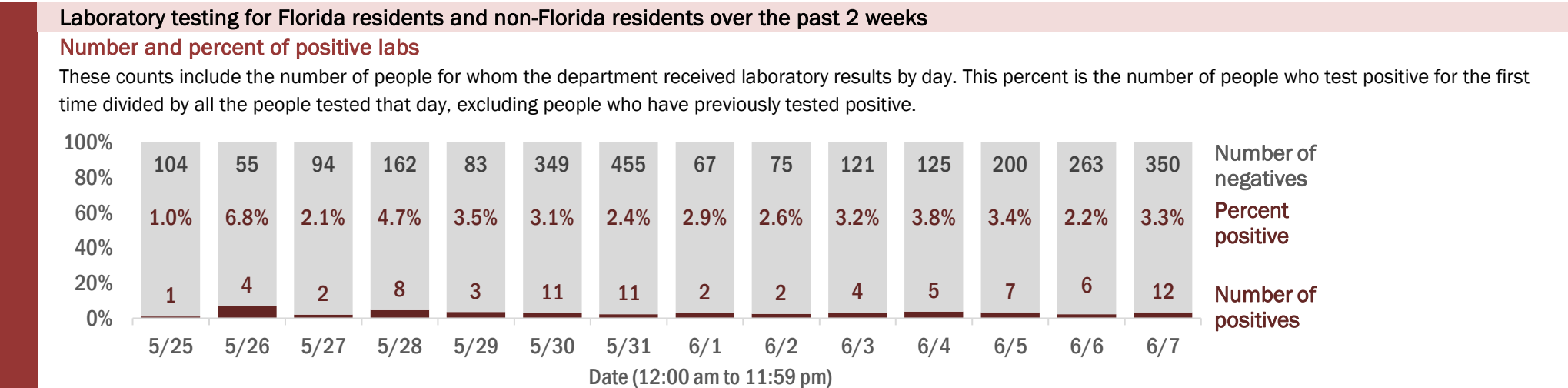
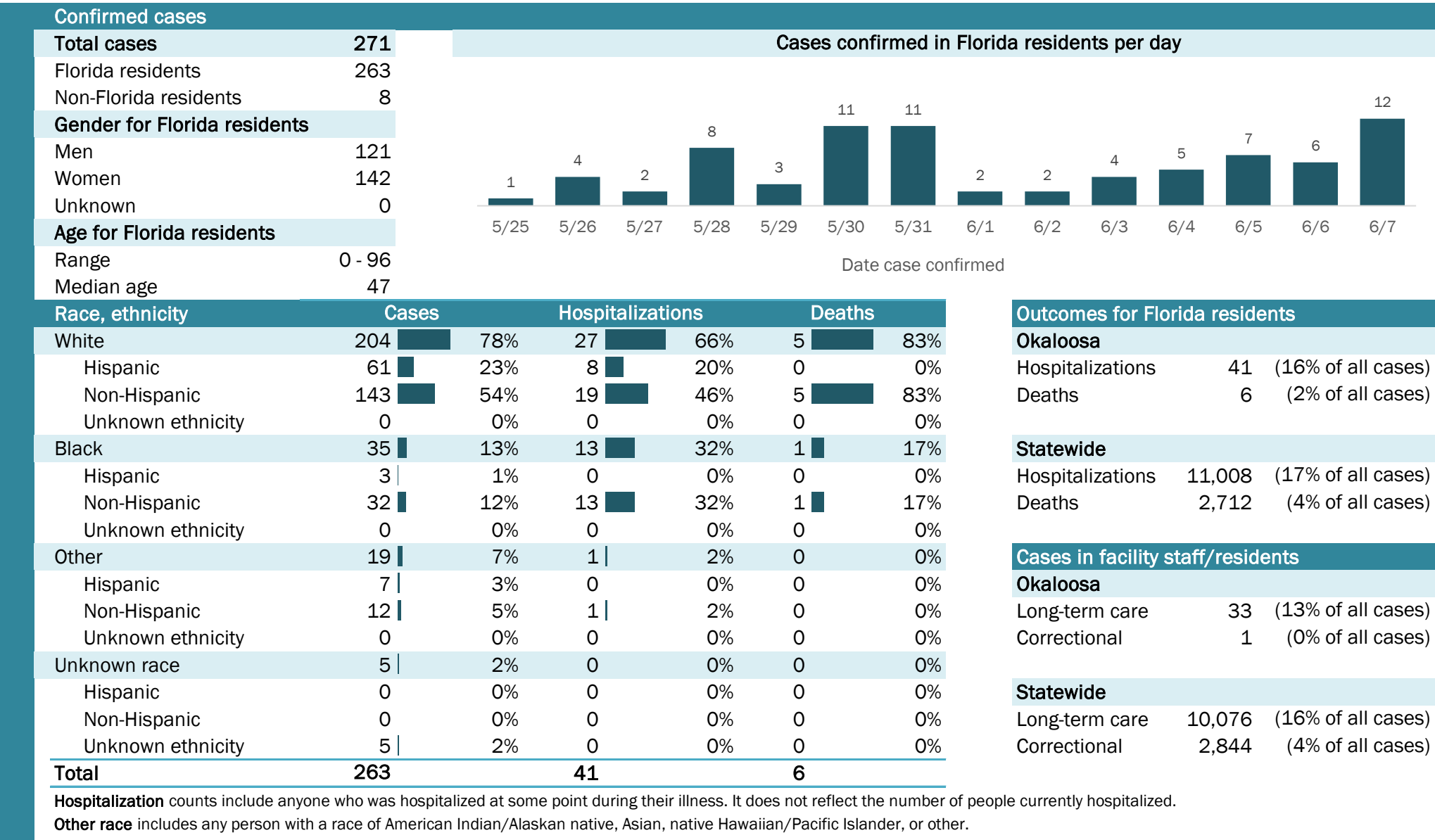
Data in this report are provisional and subject to change.



Coronavirus: summary for Okaloosa County

Data for Jun 8, 2020 (verified at 10 AM)

Data in this report are provisional and subject to change.



Coronavirus: summary for Okeechobee County

Data for Jun 8, 2020 (verified at 10 AM)

Data in this report are provisional and subject to change.

Confirmed cases

Total cases

138

Florida residents

137

Non-Florida residents

1

Gender for Florida residents

Men

70

Women

67

Unknown

0

Age for Florida residents

Range

0 - 87

Median age

34

Cases confirmed in Florida residents per day

3

2

1

1

7

2

6

1

8

7

17

2

14

5

5/25

5/26

5/27

5/28

5/29

5/30

5/31

6/1

6/2

6/3

6/4

6/5

6/6

6/7

Date case confirmed

Race, ethnicity	Cases	Hospitalizations	Deaths
White	97	8	0
Hispanic	62	1	0
Non-Hispanic	34	7	0
Unknown ethnicity	1	0	0
Black	18	2	0
Hispanic	1	0	0
Non-Hispanic	17	2	0
Unknown ethnicity	0	0	0
Other	4	2	0
Hispanic	2	2	0
Non-Hispanic	2	0	0
Unknown ethnicity	0	0	0
Unknown race	18	0	0
Hispanic	0	0	0
Non-Hispanic	0	0	0
Unknown ethnicity	18	0	0
Total	137	12	0

Hospitalization

counts include anyone who was hospitalized at some point during their illness. It does not reflect the number of people currently hospitalized.

Other race

includes any person with a race of American Indian/Alaskan native, Asian, native Hawaiian/Pacific Islander, or other.

Outcomes for Florida residents

Okeechobee

Hospitalizations

12

(9% of all cases)

Deaths

0

(0% of all cases)

Statewide

Hospitalizations

11,008

(17% of all cases)

Deaths

2,712

(4% of all cases)

Cases in facility staff/residents

Okeechobee

Long-term care

6

(4% of all cases)

Correctional

30

(22% of all cases)

Statewide

Long-term care

10,076

(16% of all cases)

Correctional

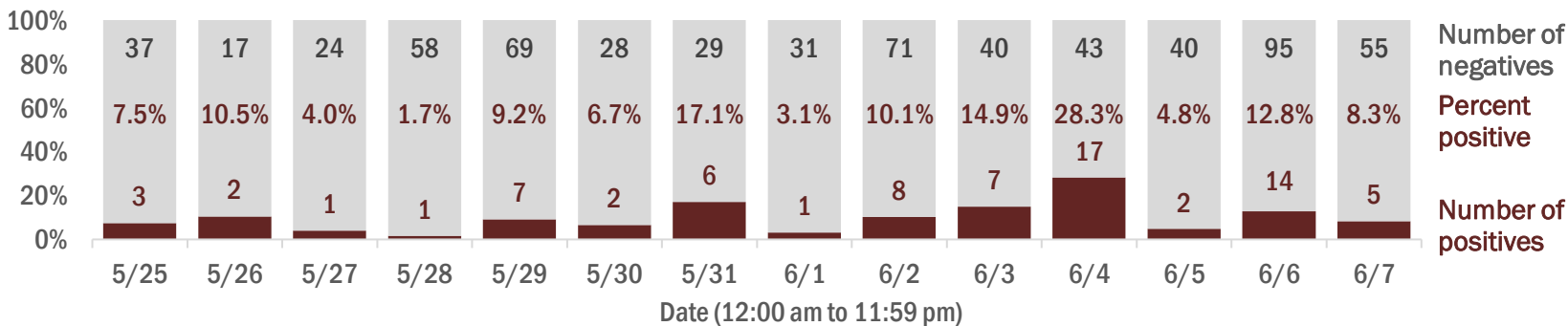
2,844

(4% of all cases)

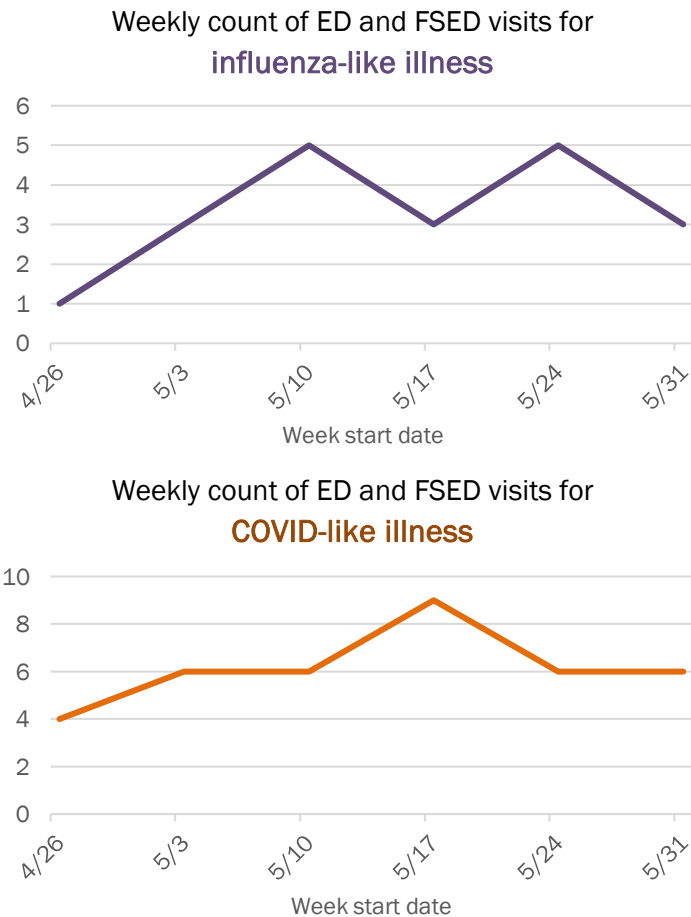
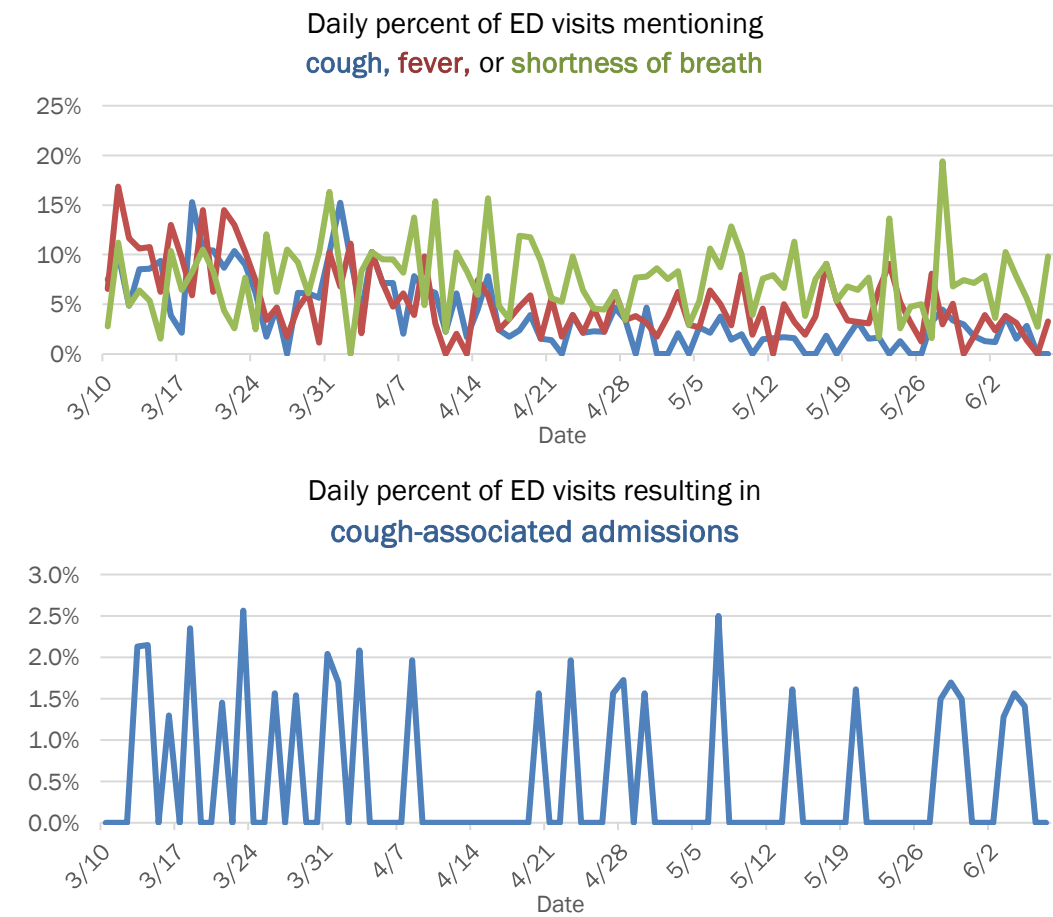
Laboratory testing for Florida residents and non-Florida residents over the past 2 weeks

Number and percent of positive labs

These counts include the number of people for whom the department received laboratory results by day. This percent is the number of people who test positive for the first time divided by all the people tested that day, excluding people who have previously tested positive.



Emergency department (ED) and freestanding ED (FSED) chief complaint and admission data for Okeechobee County

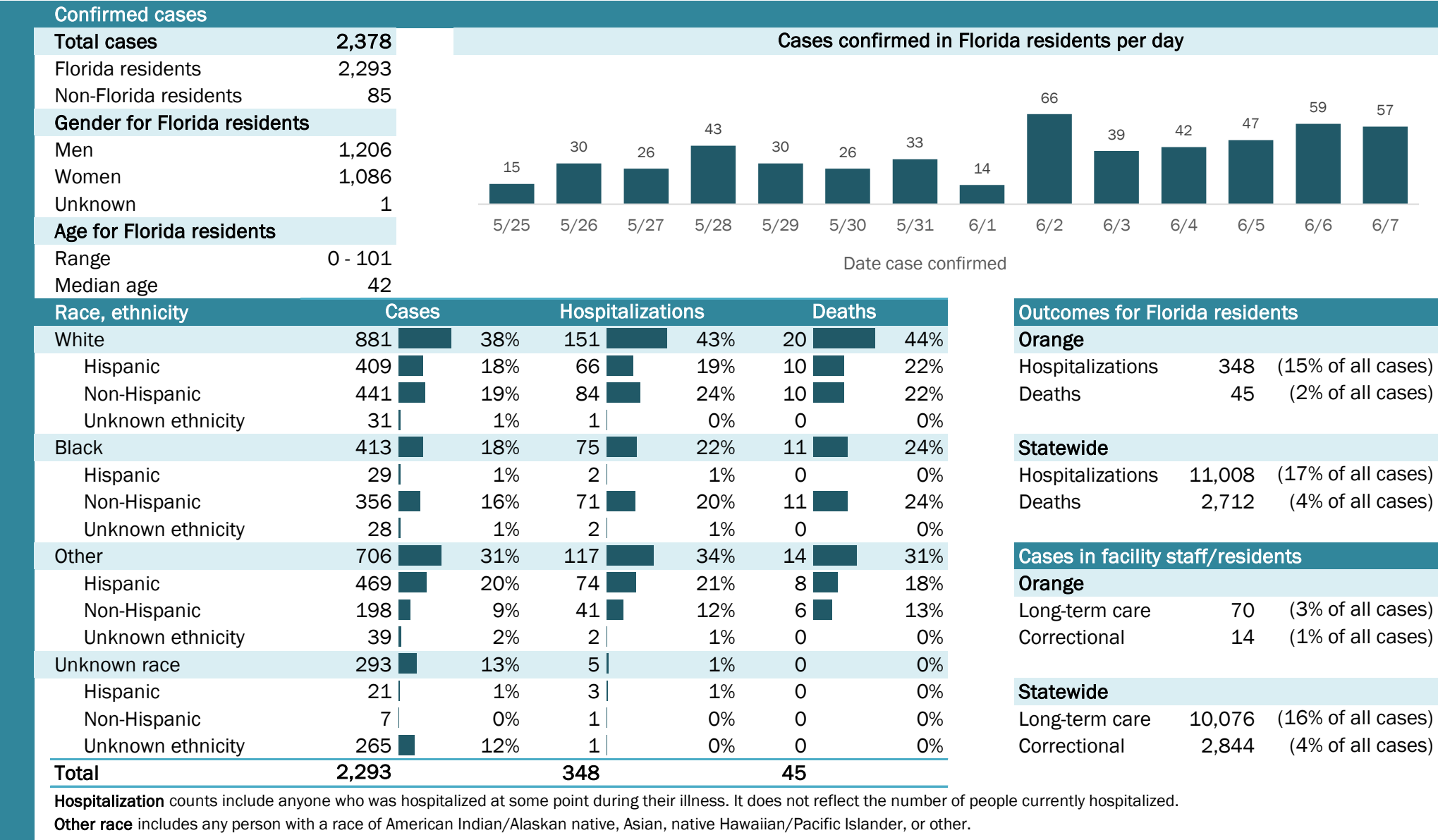


The Electronic Surveillance System for the Early Notification of Community-Based Epidemics (ESSENCE-FL) includes chief complaint data from 211 of 212 Florida EDs and 74 of 79 Florida FSEDs. Data are transmitted electronically to ESSENCE-FL daily or hourly.

Coronavirus: summary for Orange County

Data for Jun 8, 2020 (verified at 10 AM)

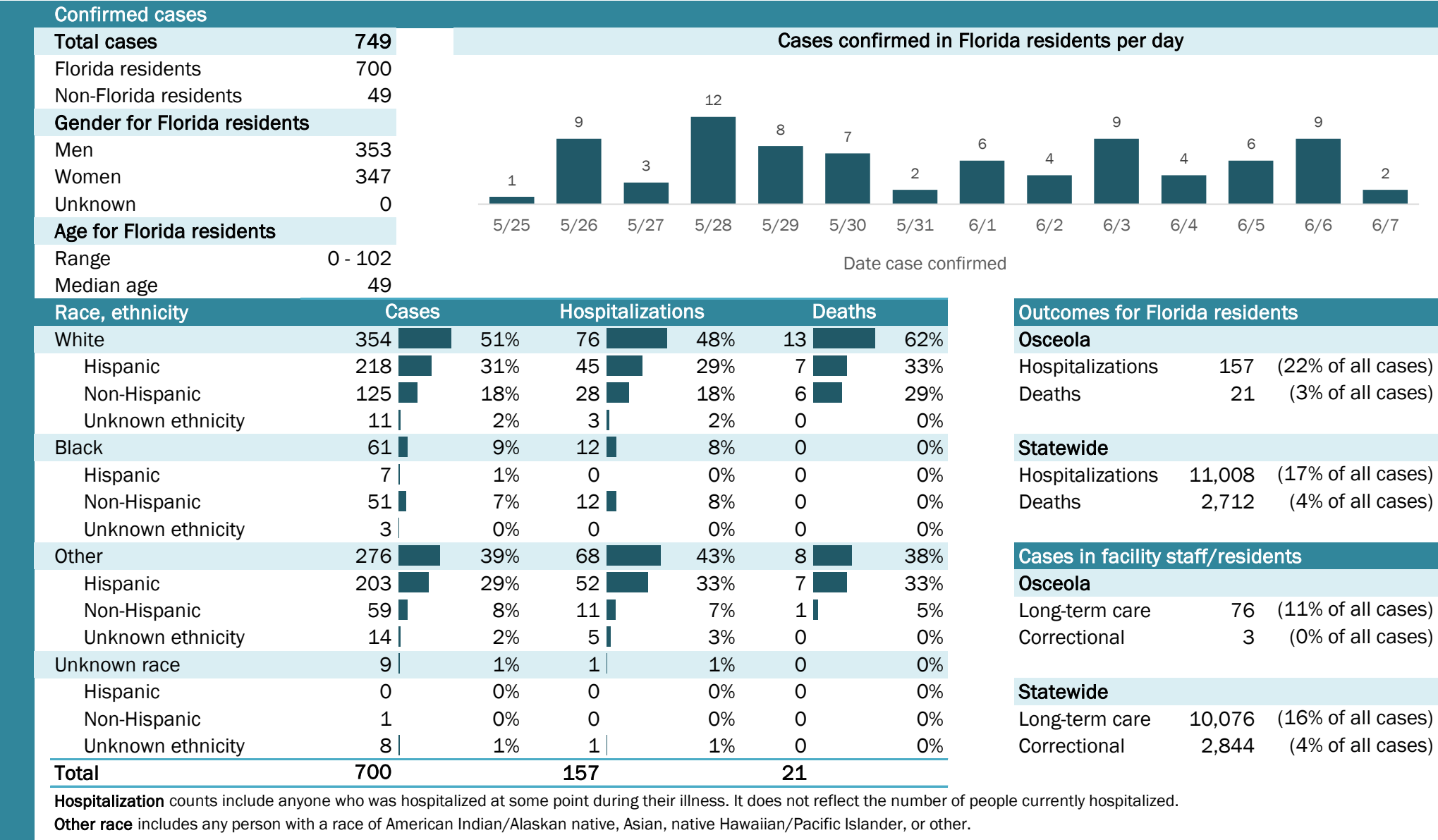
Data in this report are provisional and subject to change.



Coronavirus: summary for Osceola County

Data for Jun 8, 2020 (verified at 10 AM)

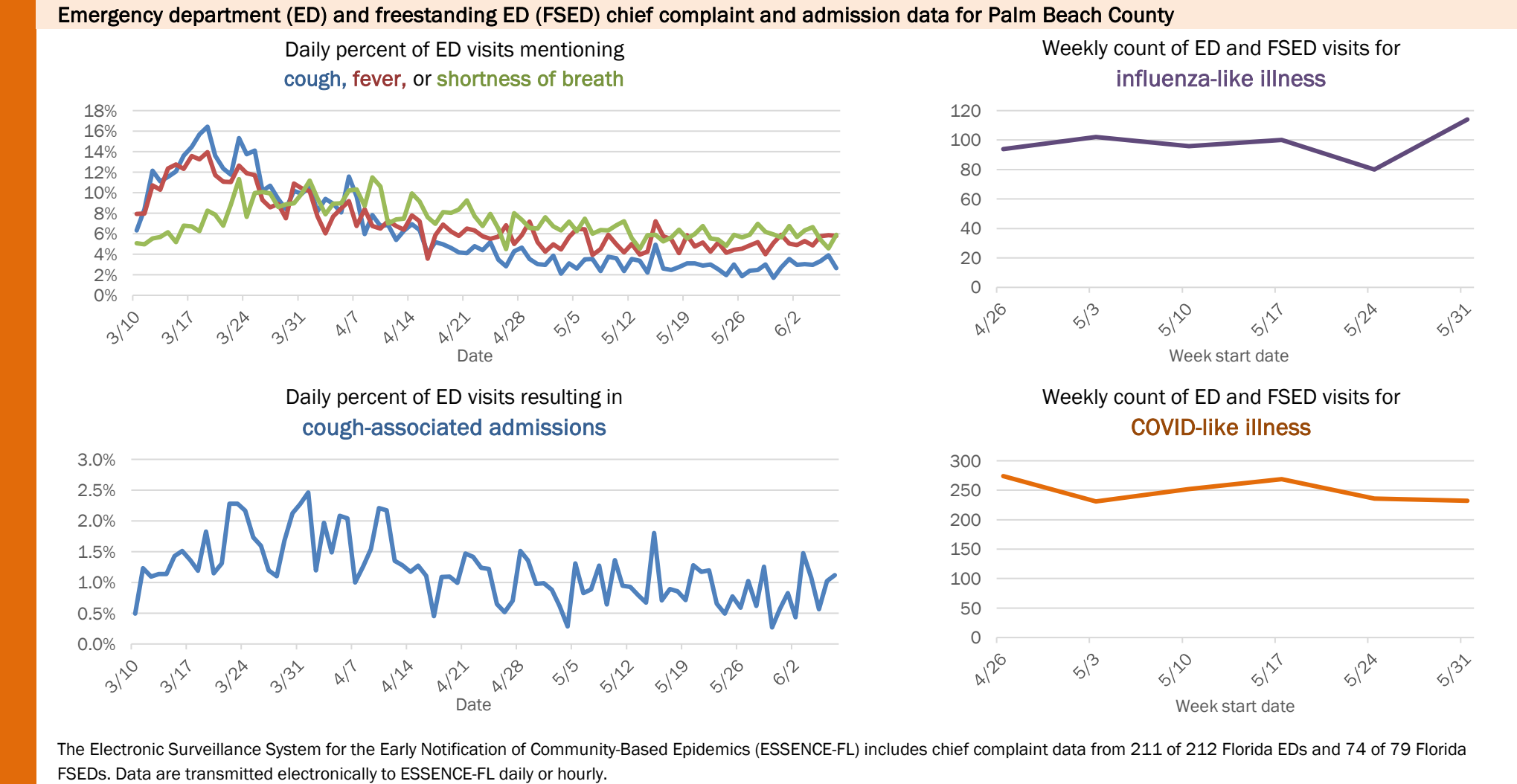
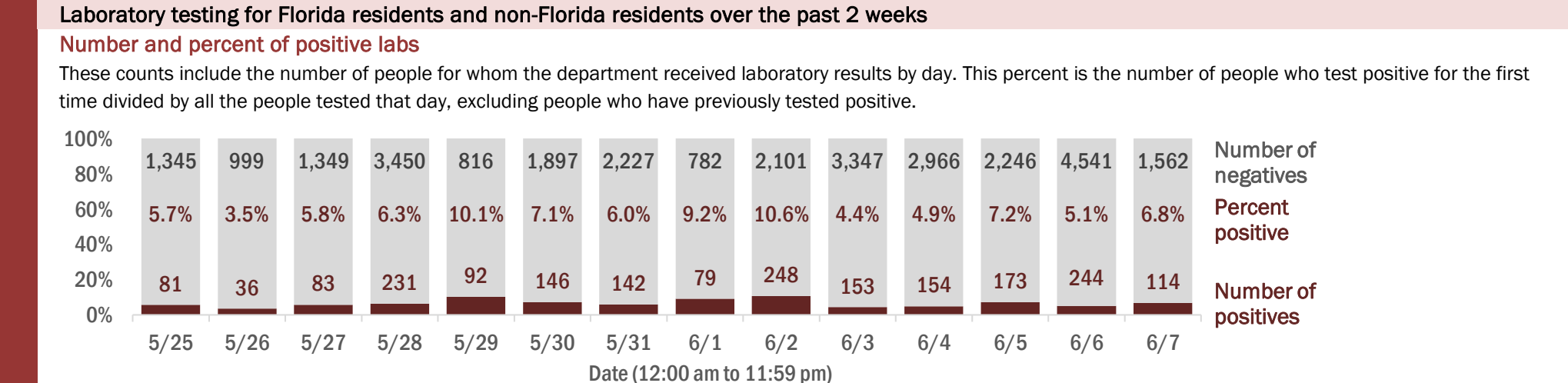
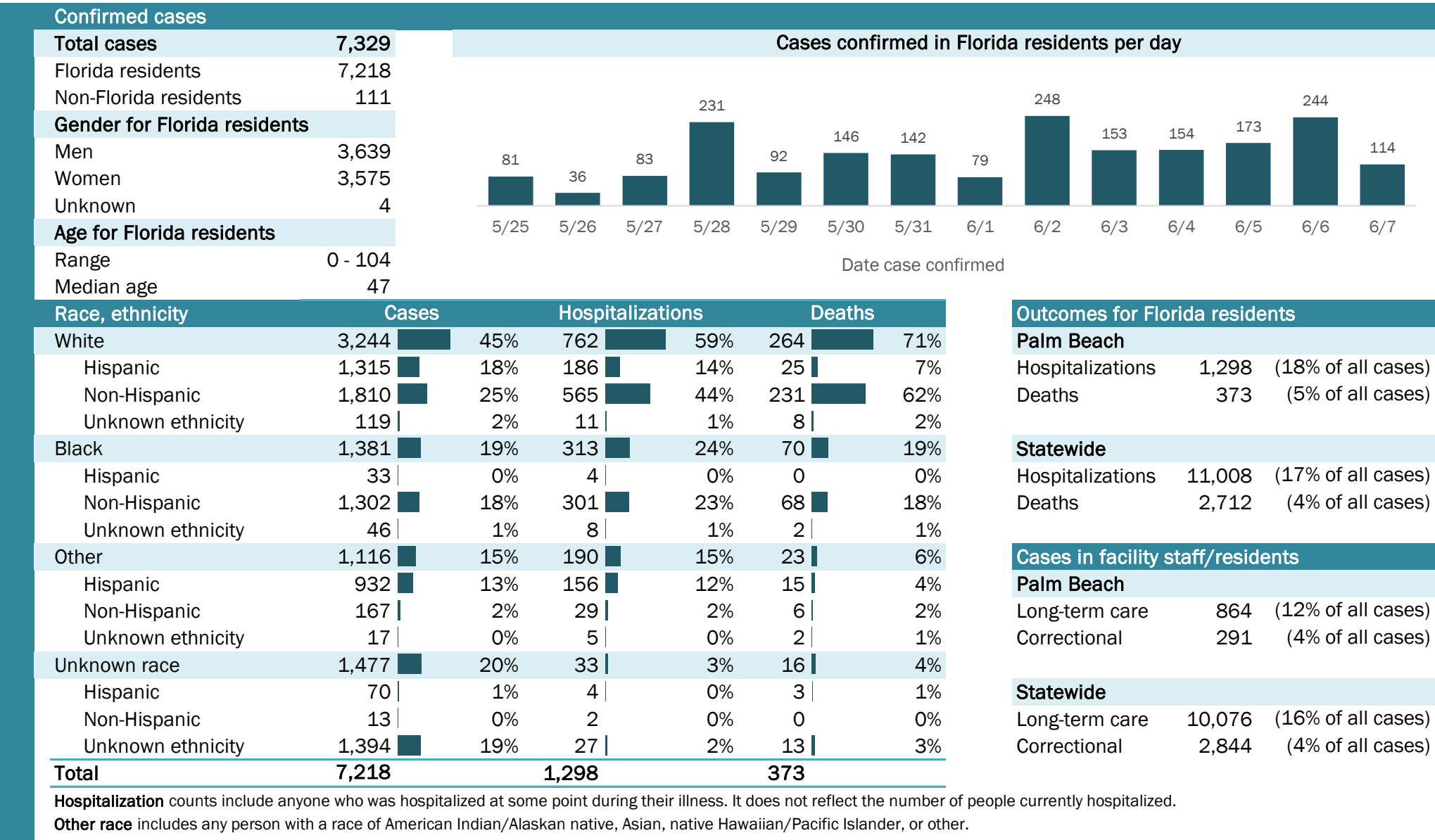
Data in this report are provisional and subject to change.



Coronavirus: summary for Palm Beach County

Data for Jun 8, 2020 (verified at 10 AM)

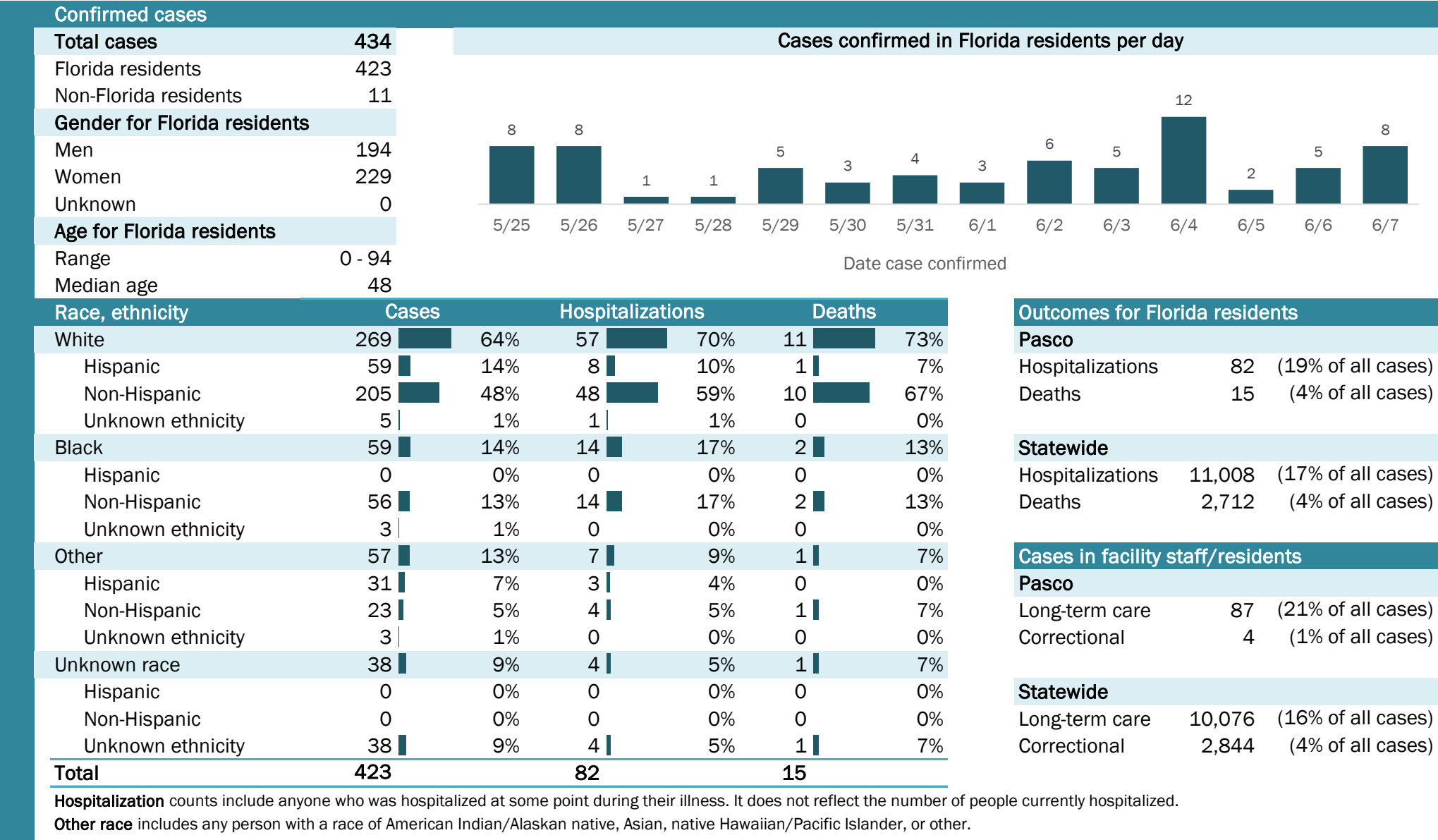
Data in this report are provisional and subject to change.



Coronavirus: summary for Pasco County

Data for Jun 8, 2020 (verified at 10 AM)

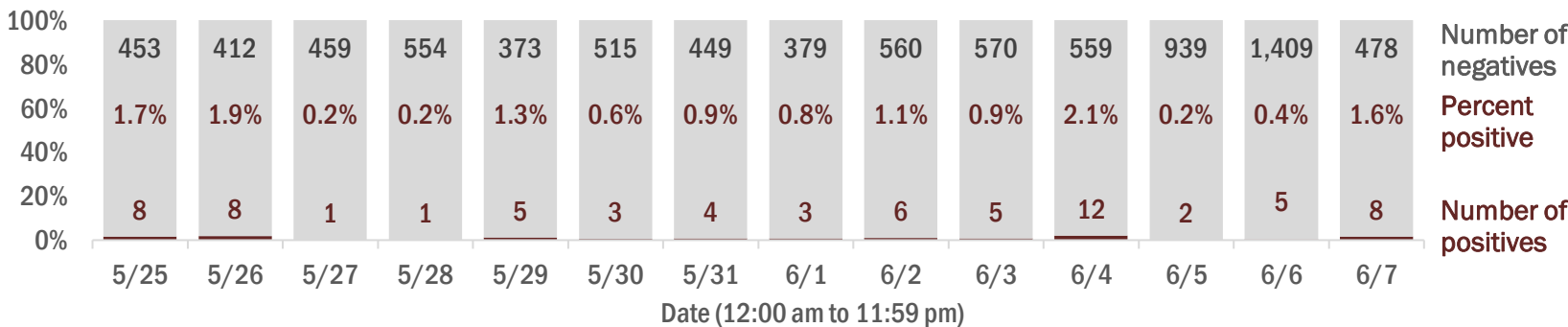
Data in this report are provisional and subject to change.



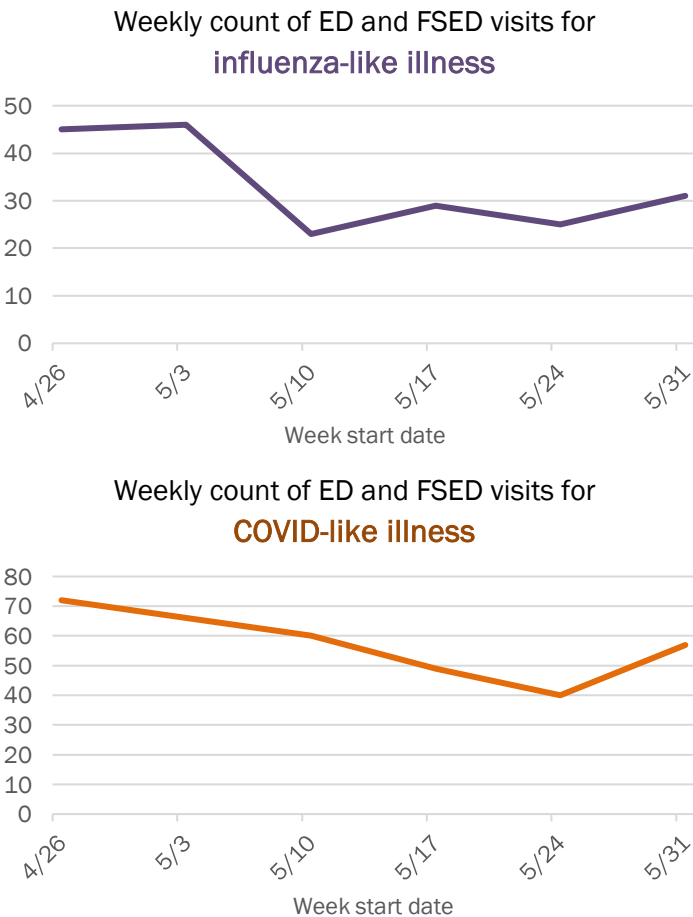
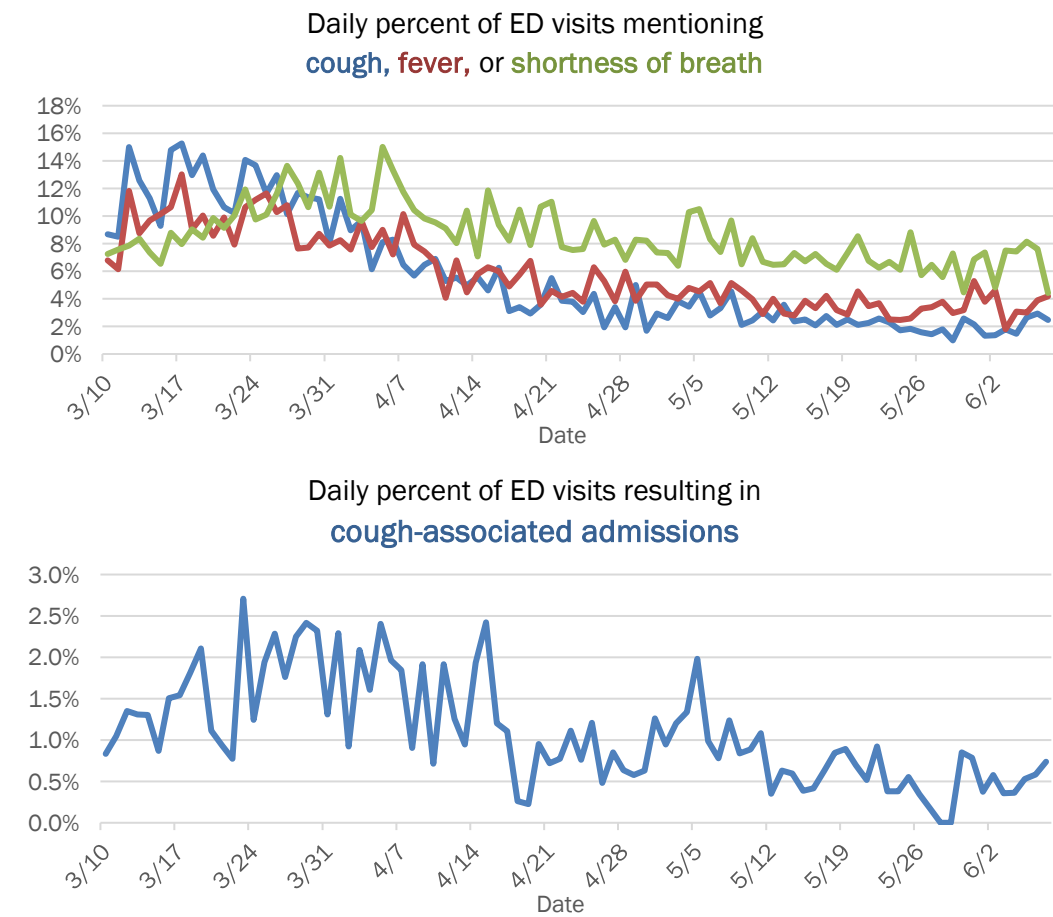
Laboratory testing for Florida residents and non-Florida residents over the past 2 weeks

Number and percent of positive labs

These counts include the number of people for whom the department received laboratory results by day. This percent is the number of people who test positive for the first time divided by all the people tested that day, excluding people who have previously tested positive.



Emergency department (ED) and freestanding ED (FSED) chief complaint and admission data for Pasco County

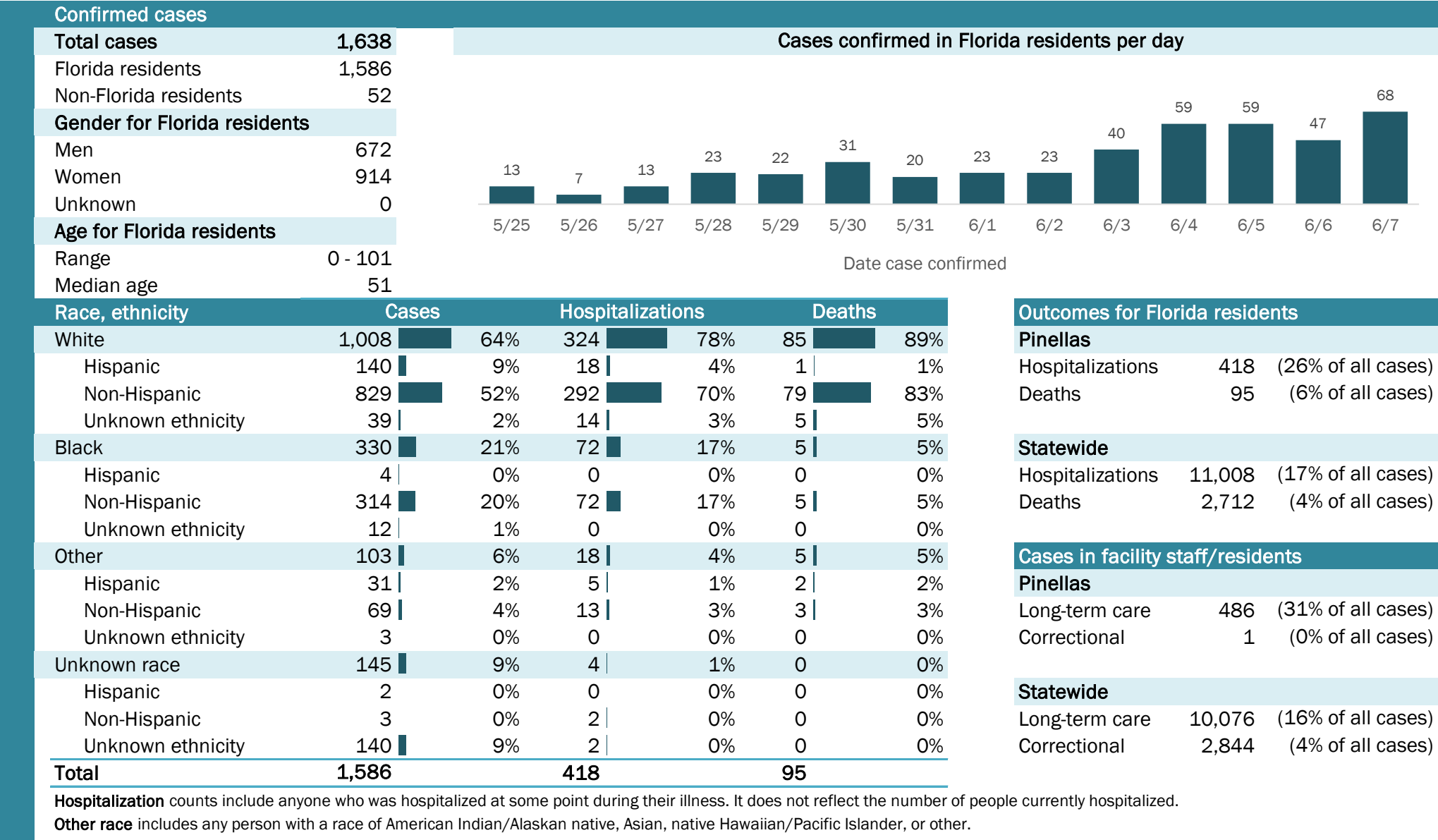


The Electronic Surveillance System for the Early Notification of Community-Based Epidemics (ESSENCE-FL) includes chief complaint data from 211 of 212 Florida EDs and 74 of 79 Florida FSEDs. Data are transmitted electronically to ESSENCE-FL daily or hourly.

Coronavirus: summary for Pinellas County

Data for Jun 8, 2020 (verified at 10 AM)

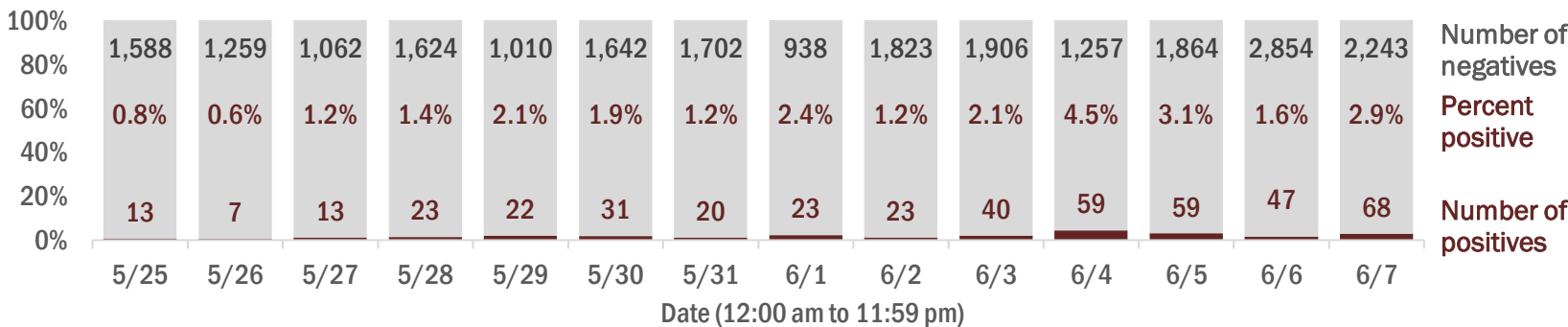
Data in this report are provisional and subject to change.



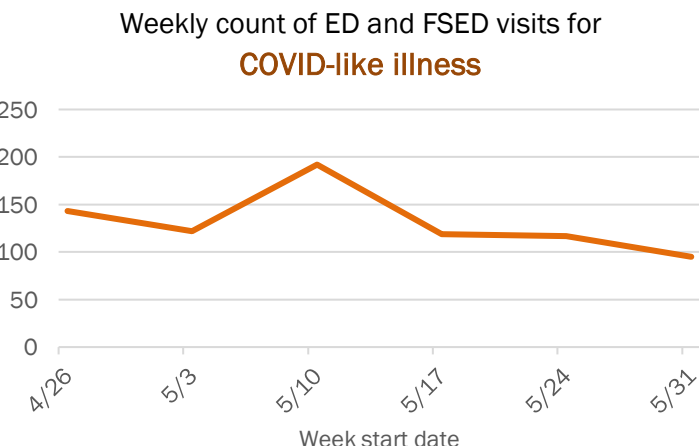
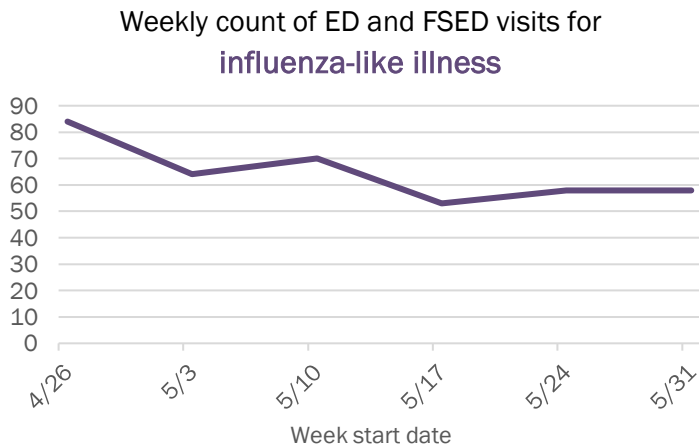
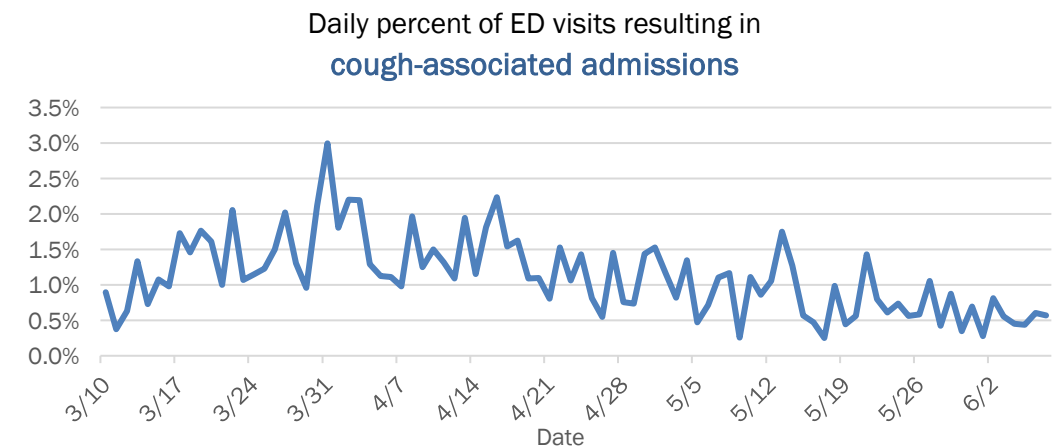
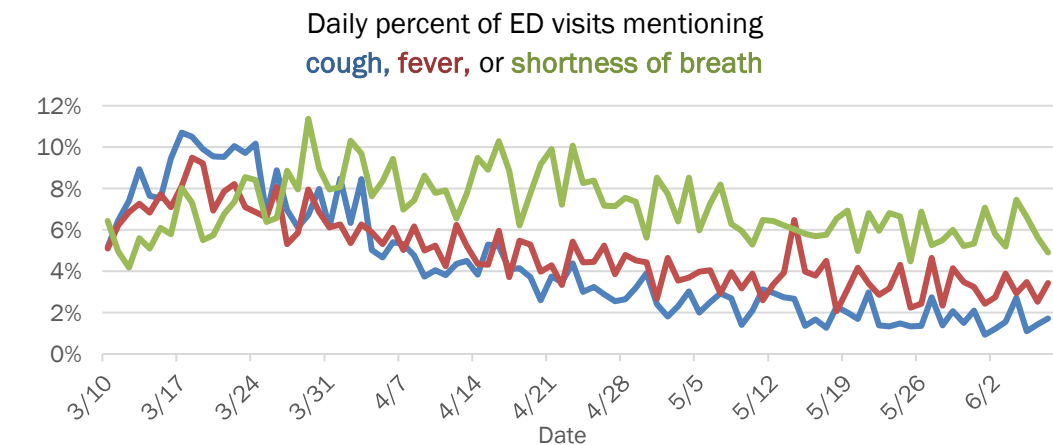
Laboratory testing for Florida residents and non-Florida residents over the past 2 weeks

Number and percent of positive labs

These counts include the number of people for whom the department received laboratory results by day. This percent is the number of people who test positive for the first time divided by all the people tested that day, excluding people who have previously tested positive.



Emergency department (ED) and freestanding ED (FSED) chief complaint and admission data for Pinellas County

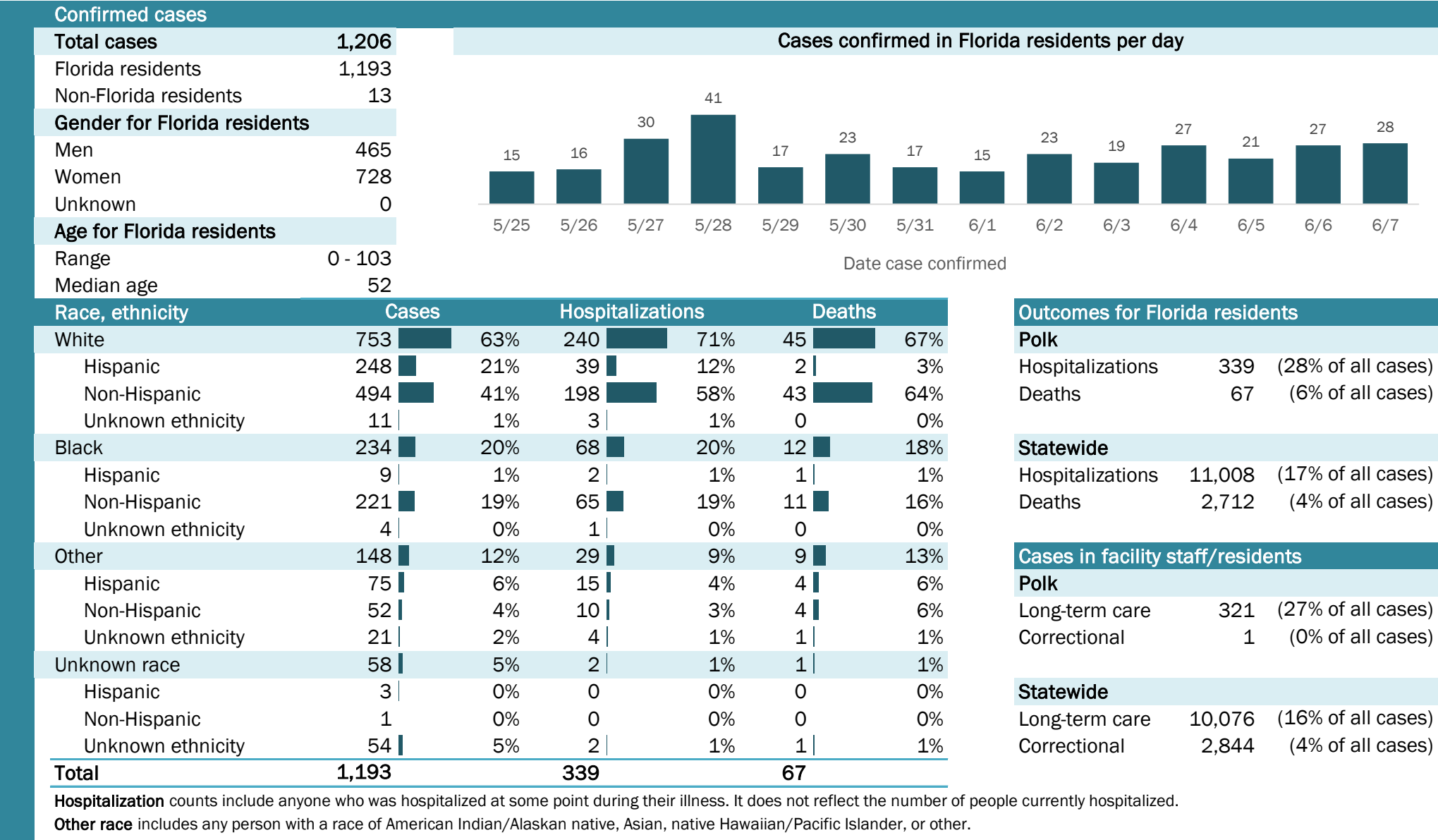


The Electronic Surveillance System for the Early Notification of Community-Based Epidemics (ESSENCE-FL) includes chief complaint data from 211 of 212 Florida EDs and 74 of 79 Florida FSEDs. Data are transmitted electronically to ESSENCE-FL daily or hourly.

Coronavirus: summary for Polk County

Data for Jun 8, 2020 (verified at 10 AM)

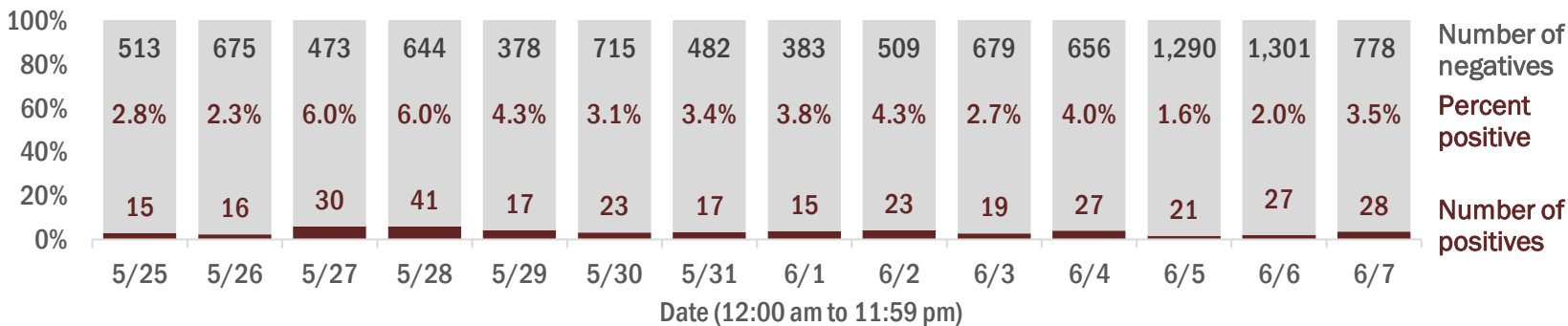
Data in this report are provisional and subject to change.



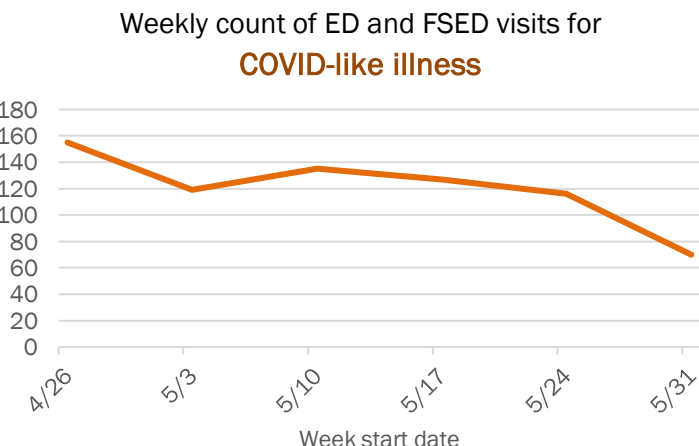
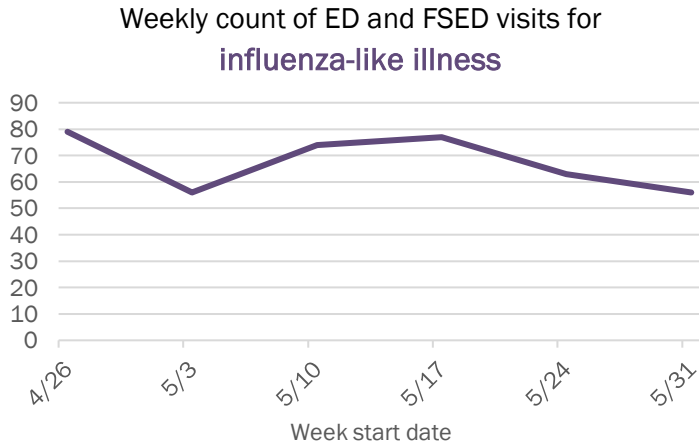
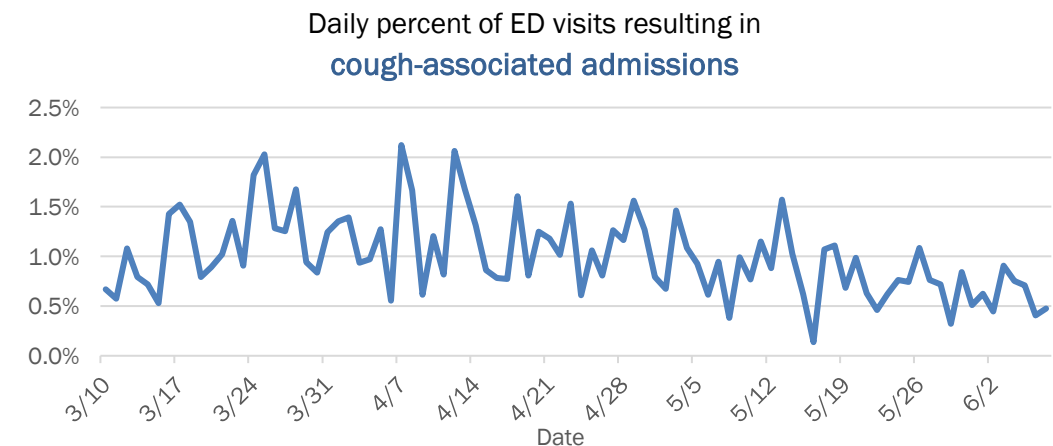
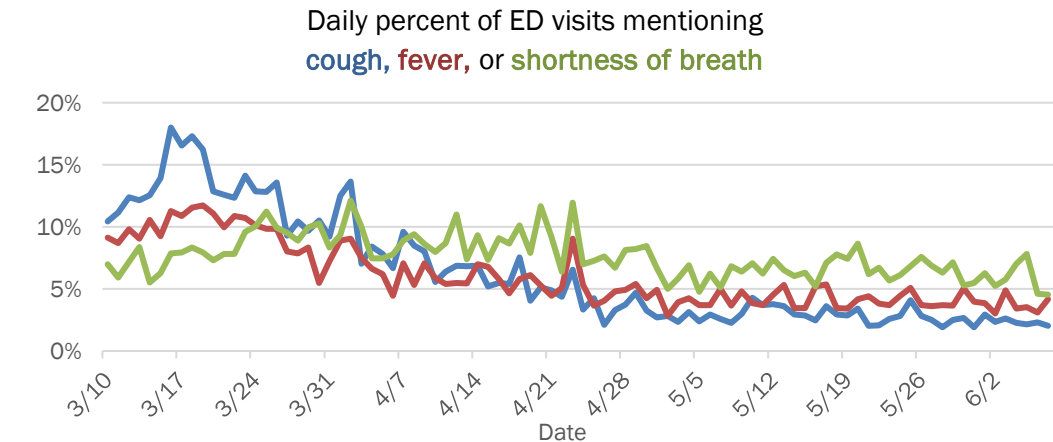
Laboratory testing for Florida residents and non-Florida residents over the past 2 weeks

Number and percent of positive labs

These counts include the number of people for whom the department received laboratory results by day. This percent is the number of people who test positive for the first time divided by all the people tested that day, excluding people who have previously tested positive.



Emergency department (ED) and freestanding ED (FSED) chief complaint and admission data for Polk County



The Electronic Surveillance System for the Early Notification of Community-Based Epidemics (ESSENCE-FL) includes chief complaint data from 211 of 212 Florida EDs and 74 of 79 Florida FSEDs. Data are transmitted electronically to ESSENCE-FL daily or hourly.

Coronavirus: summary for Putnam County

Data for Jun 8, 2020 (verified at 10 AM)

Data in this report are provisional and subject to change.

Confirmed cases

Total cases

174

Florida residents

174

Non-Florida residents

0

Gender for Florida residents

Men

66

Women

108

Unknown

0

Age for Florida residents

Range

3 - 98

Median age

46

Race, ethnicity

Cases

Hospitalizations

Deaths

White

94

54%

13

62%

3

50%

Hispanic

2

1%

0

0%

0

0%

Non-Hispanic

92

53%

13

62%

3

50%

Unknown ethnicity

0

0%

0

0%

0

0%

Black

72

41%

7

33%

3

50%

Hispanic

0

0%

0

0%

0

0%

Non-Hispanic

71

41%

6

29%

2

33%

Unknown ethnicity

1

1%

1

5%

1

17%

Other

8

5%

1

5%

0

0%

Hispanic

5

3%

1

5%

0

0%

Non-Hispanic

2

1%

0

0%

0

0%

Unknown ethnicity

1

1%

0

0%

0

0%

Unknown race

0

0%

0

0%

0

0%

Hispanic

0

0%

0

0%

0

0%

Non-Hispanic

0

0%

0

0%

0

0%

Unknown ethnicity

0

0%

0

0%

0

0%

Total

174

21

6

Cases confirmed in Florida residents per day

1

5

1

2

1

1

2

10

1

7

5/25

5/26

5/27

5/28

5/29

5/30

5/31

6/1

6/2

6/3

6/4

6/5

6/6

6/7

Date case confirmed

Outcomes for Florida residents

Putnam

Hospitalizations

21

(12% of all cases)

Deaths

6

(3% of all cases)

Statewide

Hospitalizations

11,008

(17% of all cases)

Deaths

2,712

(4% of all cases)

Cases in facility staff/residents

Putnam

Long-term care

52

(30% of all cases)

Correctional

2

(1% of all cases)

Statewide

Long-term care

10,076

(16% of all cases)

Correctional

2,844

(4% of all cases)

Hospitalization counts include anyone who was hospitalized at some point during their illness. It does not reflect the number of people currently hospitalized.

Other race includes any person with a race of American Indian/Alaskan native, Asian, native Hawaiian/Pacific Islander, or other.

Laboratory testing for Florida residents and non-Florida residents over the past 2 weeks

Number and percent of positive labs

These counts include the number of people for whom the department received laboratory results by day. This percent is the number of people who test positive for the first time divided by all the people tested that day, excluding people who have previously tested positive.

Date	Number of negatives	Percent positive	Number of positives
5/25	43	2.3%	1
5/26	54	0.0%	0
5/27	85	5.6%	5
5/28	108	0.0%	0
5/29	46	2.1%	1
5/30	120	1.6%	2
5/31	71	1.4%	1
6/1	28	3.4%	1
6/2	61	3.2%	2
6/3	157	6.0%	10
6/4	59	1.7%	1
6/5	147	4.5%	7
6/6	147	0.0%	0
6/7	62	0.0%	0

Emergency department (ED) and freestanding ED (FSED) chief complaint and admission data for Putnam County

Daily percent of ED visits mentioning cough, fever, or shortness of breath

Daily percent of ED visits resulting in cough-associated admissions

Weekly count of ED and FSED visits for influenza-like illness

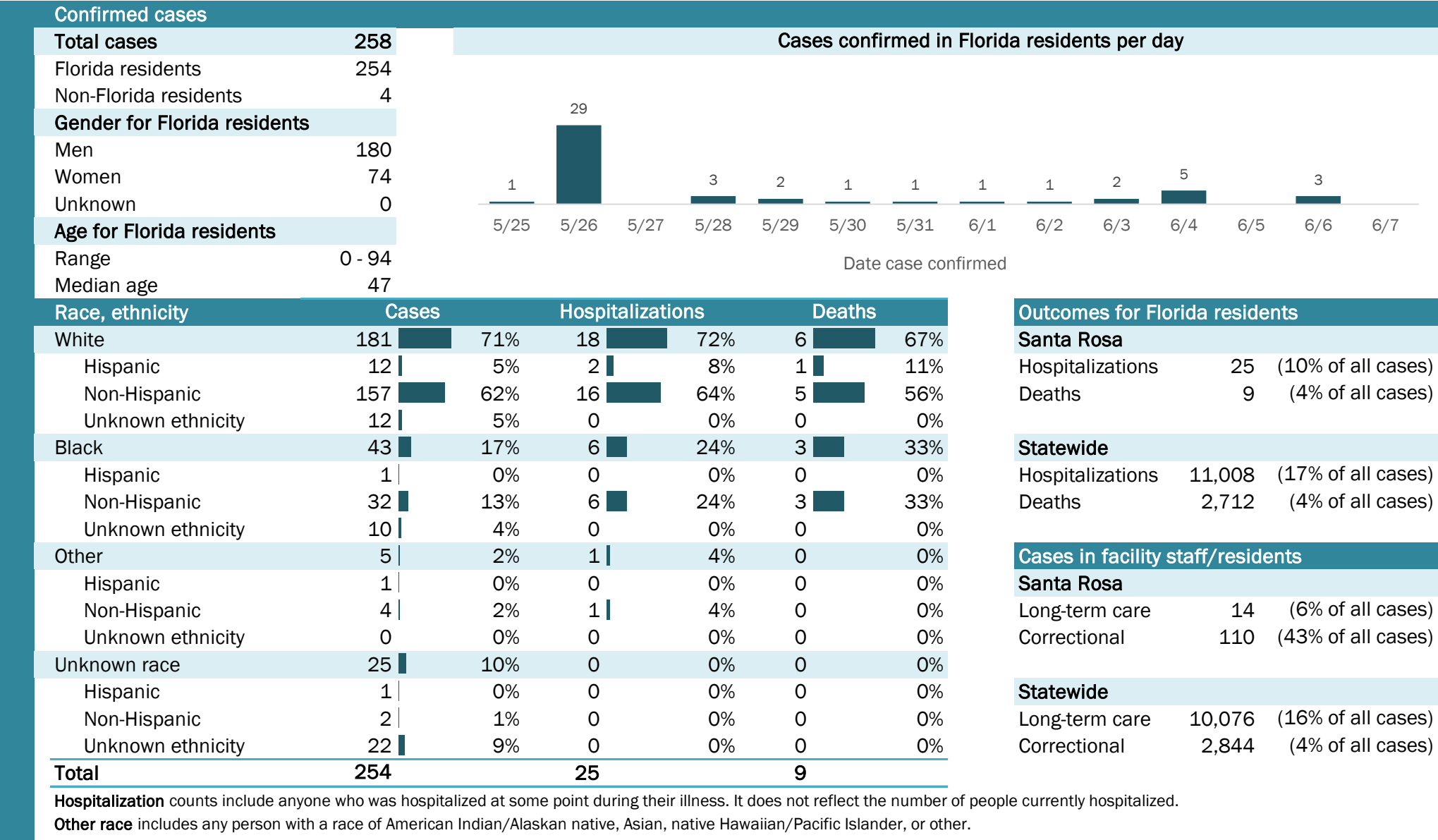
Weekly count of ED and FSED visits for COVID-like illness

The Electronic Surveillance System for the Early Notification of Community-Based Epidemics (ESSENCE-FL) includes chief complaint data from 211 of 212 Florida EDs and 74 of 79 Florida FSEDs. Data are transmitted electronically to ESSENCE-FL daily or hourly.

Coronavirus: summary for Santa Rosa County

Data for Jun 8, 2020 (verified at 10 AM)

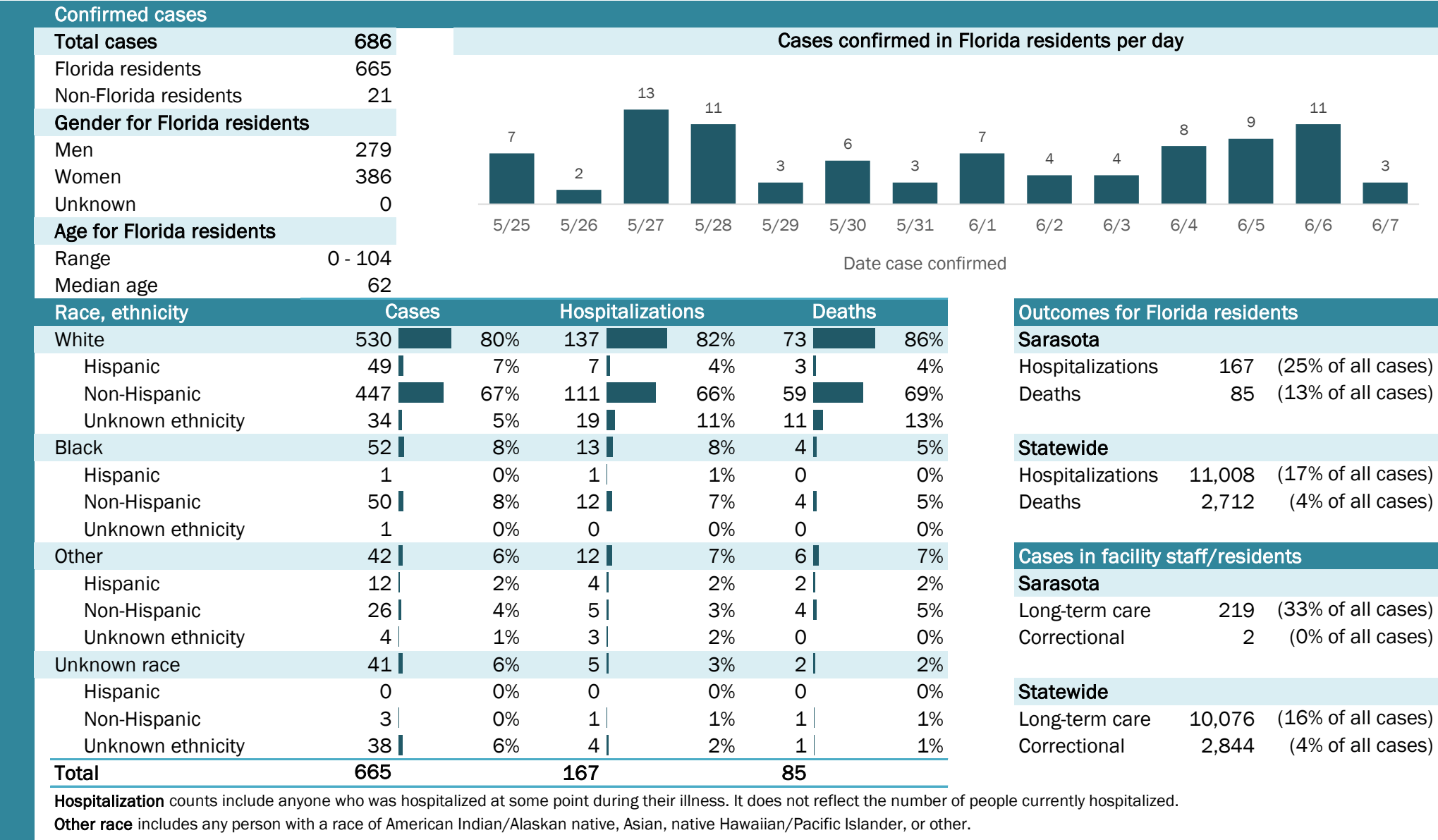
Data in this report are provisional and subject to change.



Coronavirus: summary for Sarasota County

Data for Jun 8, 2020 (verified at 10 AM)

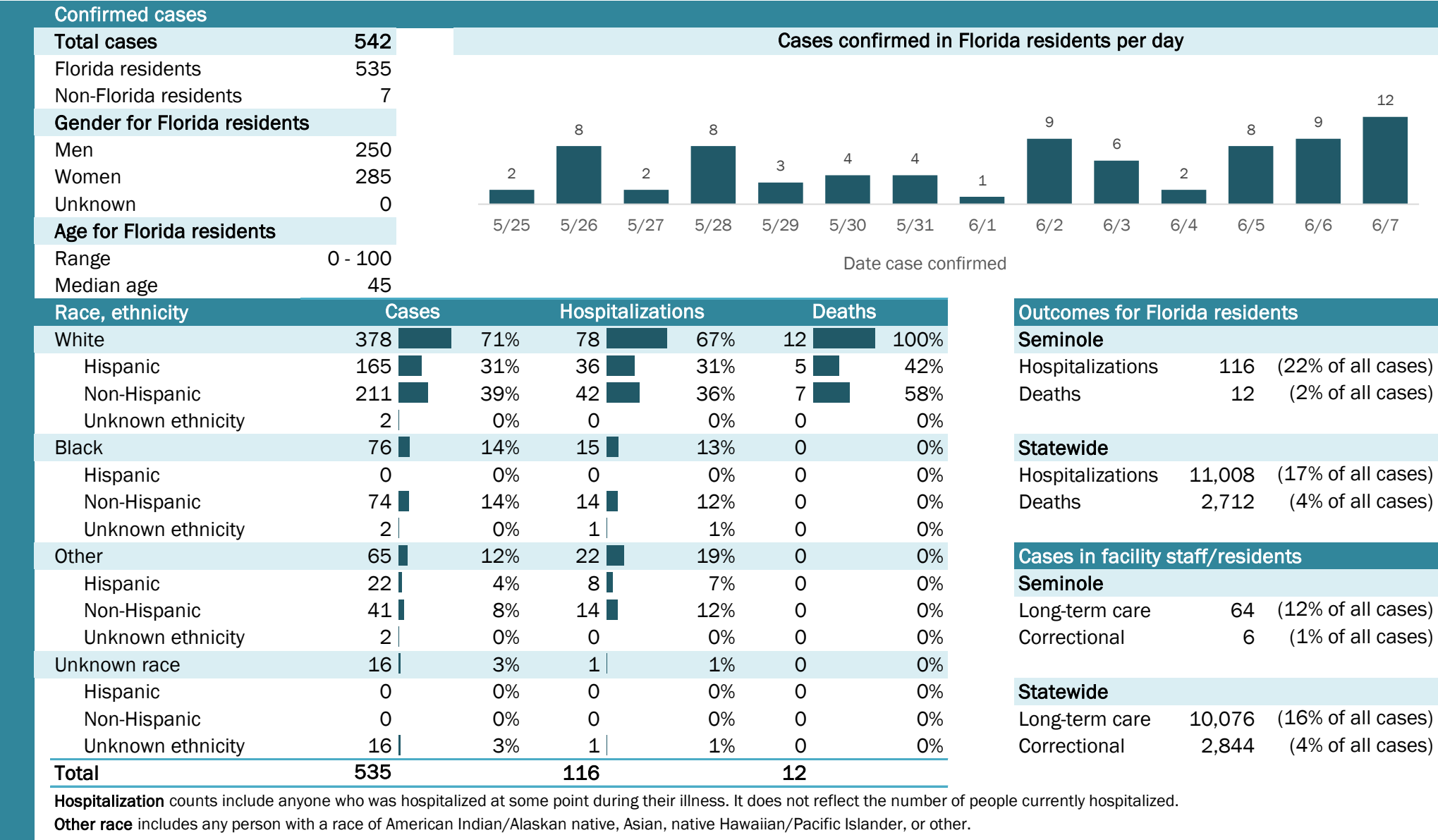
Data in this report are provisional and subject to change.



Coronavirus: summary for Seminole County

Data for Jun 8, 2020 (verified at 10 AM)

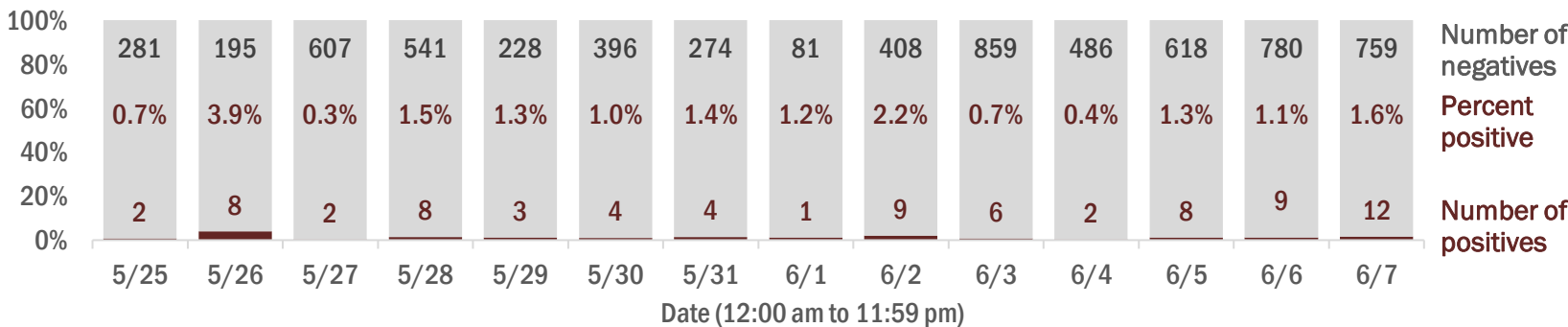
Data in this report are provisional and subject to change.



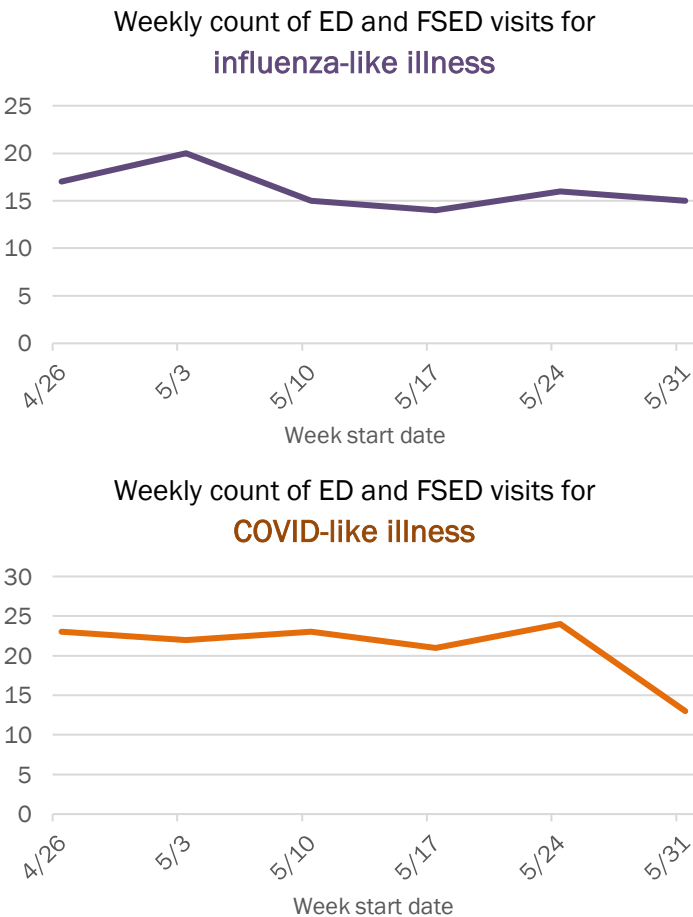
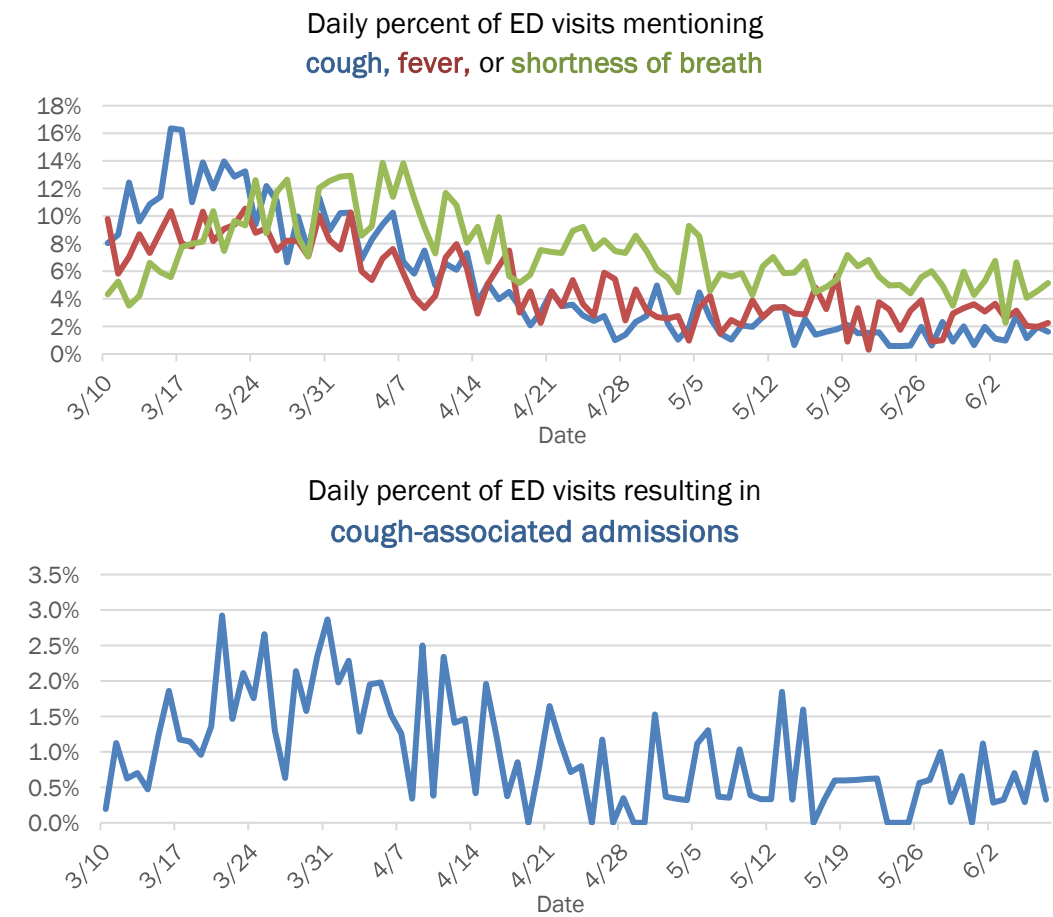
Laboratory testing for Florida residents and non-Florida residents over the past 2 weeks

Number and percent of positive labs

These counts include the number of people for whom the department received laboratory results by day. This percent is the number of people who test positive for the first time divided by all the people tested that day, excluding people who have previously tested positive.



Emergency department (ED) and freestanding ED (FSED) chief complaint and admission data for Seminole County

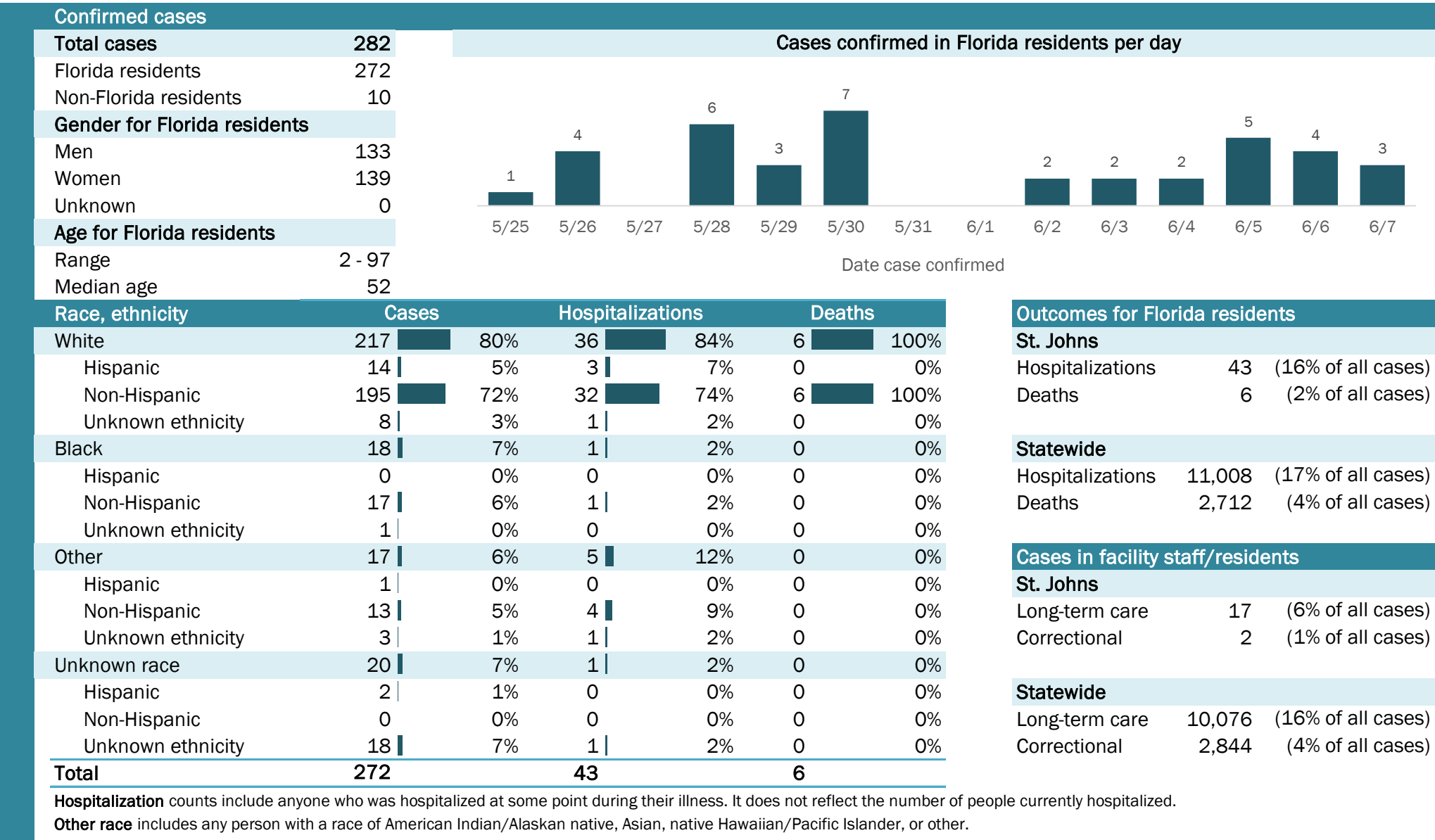


The Electronic Surveillance System for the Early Notification of Community-Based Epidemics (ESSENCE-FL) includes chief complaint data from 211 of 212 Florida EDs and 74 of 79 Florida FSEDs. Data are transmitted electronically to ESSENCE-FL daily or hourly.

Coronavirus: summary for St. Johns County

Data for Jun 8, 2020 (verified at 10 AM)

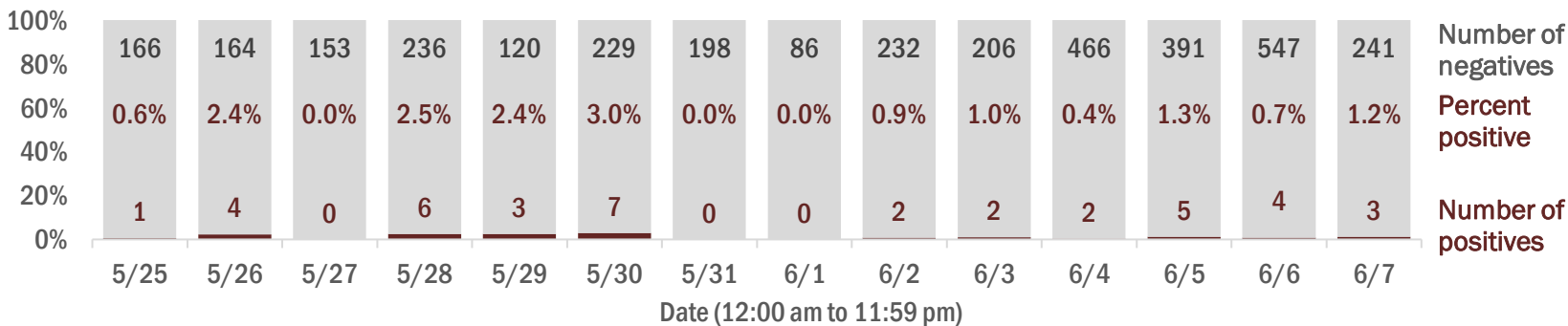
Data in this report are provisional and subject to change.



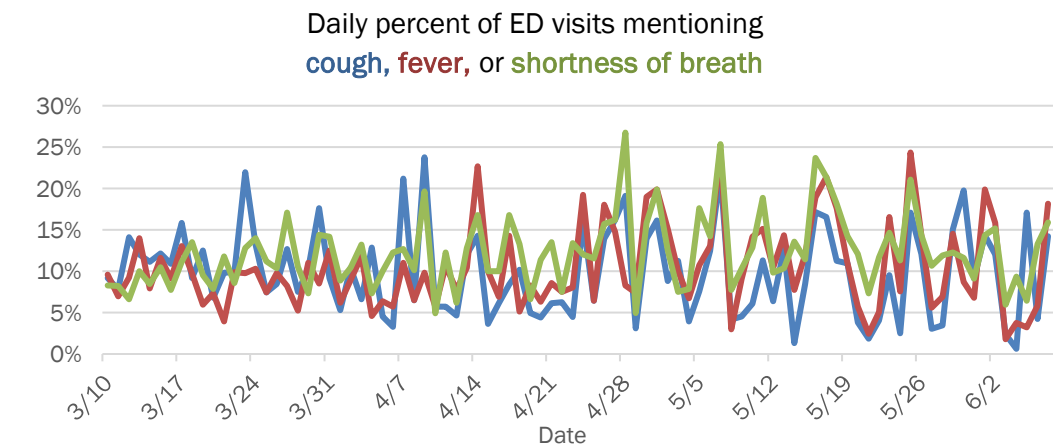
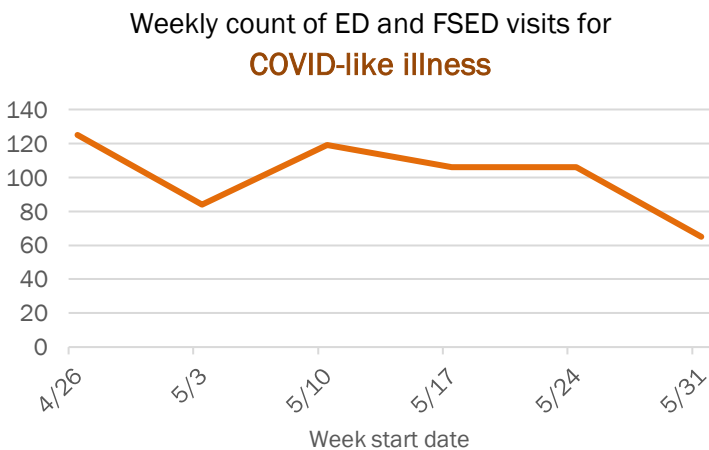
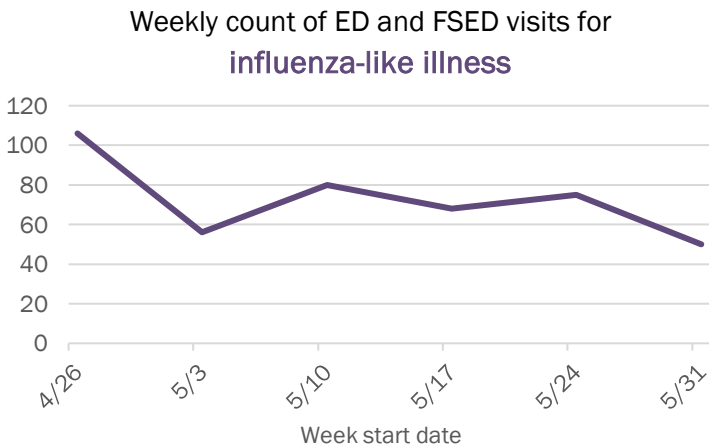
Laboratory testing for Florida residents and non-Florida residents over the past 2 weeks

Number and percent of positive labs

These counts include the number of people for whom the department received laboratory results by day. This percent is the number of people who test positive for the first time divided by all the people tested that day, excluding people who have previously tested positive.



Emergency department (ED) and freestanding ED (FSED) chief complaint and admission data for St. Johns County

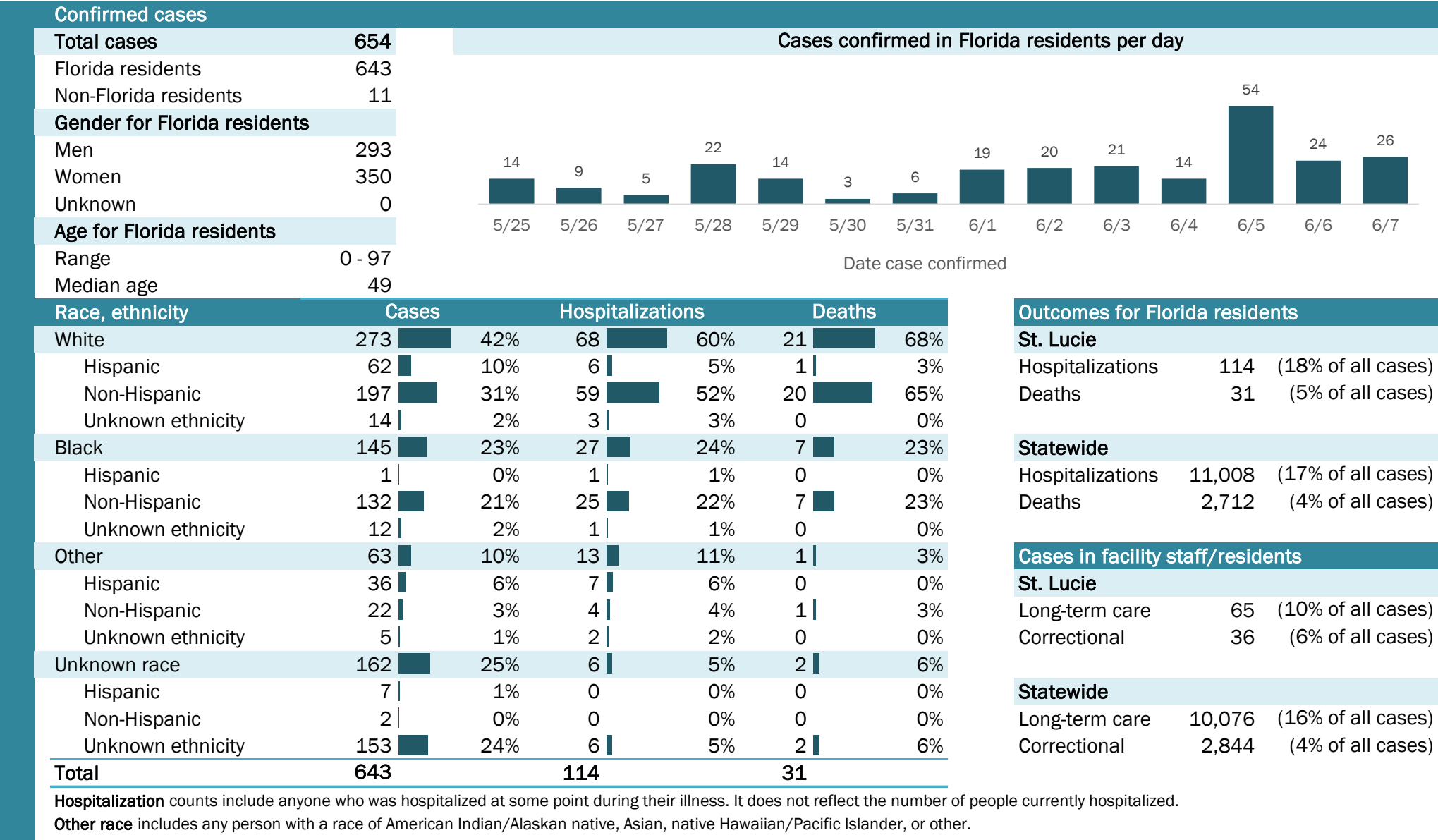
Daily percent of ED visits resulting in
cough-associated admissions

The Electronic Surveillance System for the Early Notification of Community-Based Epidemics (ESSENCE-FL) includes chief complaint data from 211 of 212 Florida EDs and 74 of 79 Florida FSEDs. Data are transmitted electronically to ESSENCE-FL daily or hourly.

Coronavirus: summary for St. Lucie County

Data for Jun 8, 2020 (verified at 10 AM)

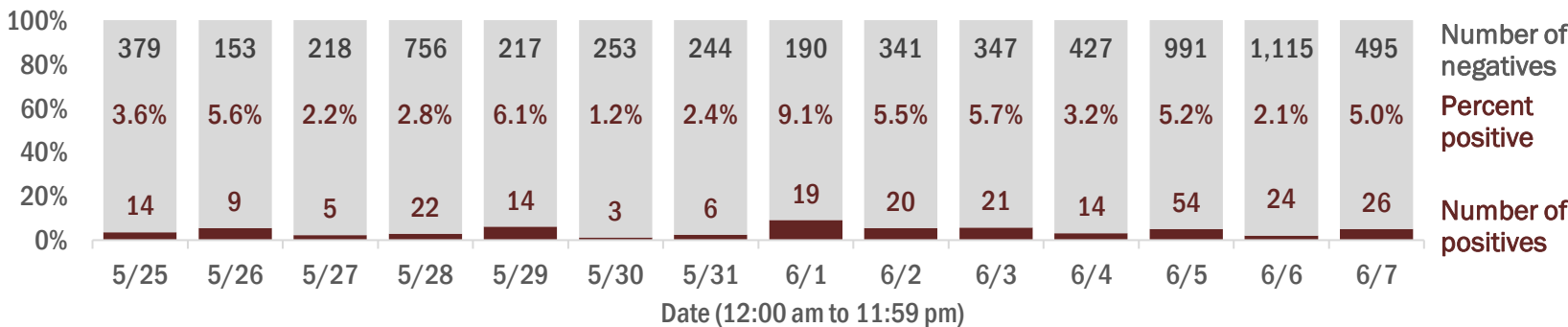
Data in this report are provisional and subject to change.



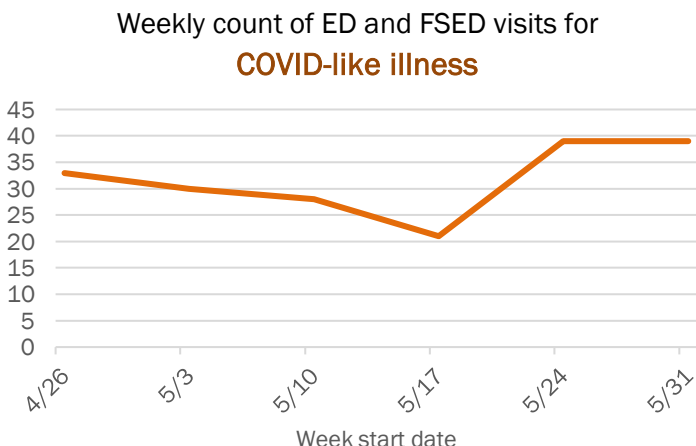
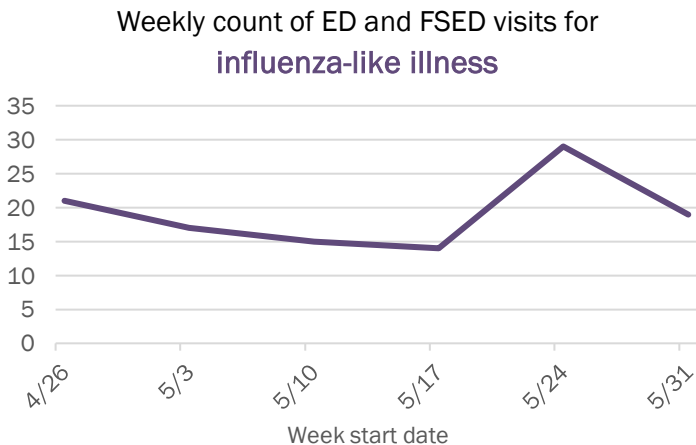
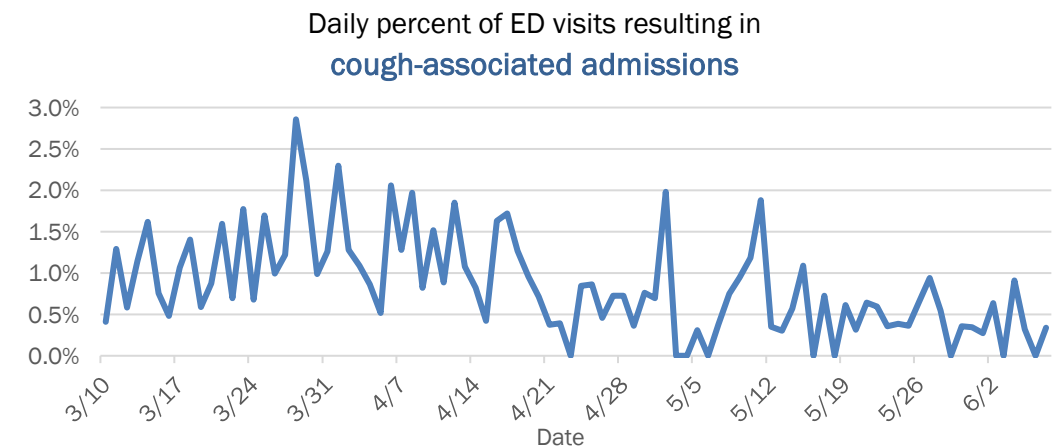
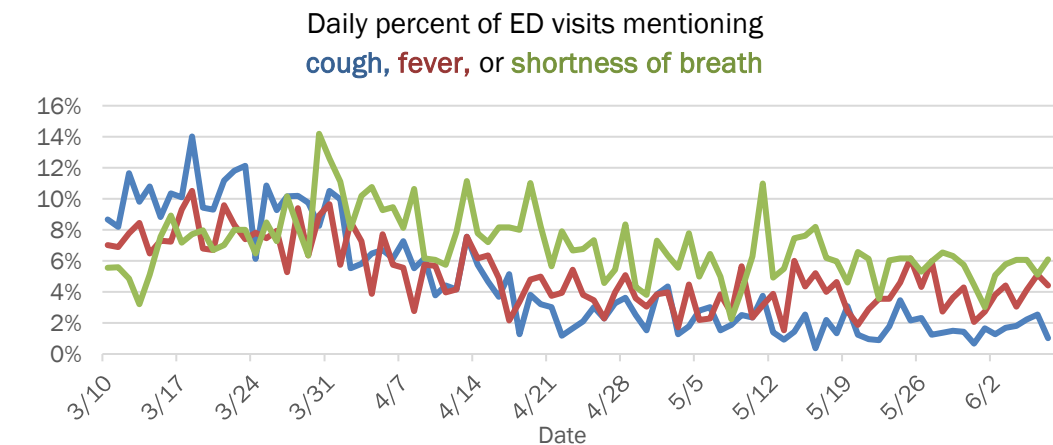
Laboratory testing for Florida residents and non-Florida residents over the past 2 weeks

Number and percent of positive labs

These counts include the number of people for whom the department received laboratory results by day. This percent is the number of people who test positive for the first time divided by all the people tested that day, excluding people who have previously tested positive.



Emergency department (ED) and freestanding ED (FSED) chief complaint and admission data for St. Lucie County



The Electronic Surveillance System for the Early Notification of Community-Based Epidemics (ESSENCE-FL) includes chief complaint data from 211 of 212 Florida EDs and 74 of 79 Florida FSEDs. Data are transmitted electronically to ESSENCE-FL daily or hourly.

Coronavirus: summary for Sumter County

Data for Jun 8, 2020 (verified at 10 AM)

Data in this report are provisional and subject to change.

Confirmed cases

Total cases

261

Florida residents

260

Non-Florida residents

1

Gender for Florida residents

Men

184

Women

76

Unknown

0

Age for Florida residents

Range

17 - 92

Median age

65

Race, ethnicity

Cases

Hospitalizations

Deaths

White

217

83%

39

87%

15

88%

Hispanic

12

5%

3

7%

0

0%

Non-Hispanic

202

78%

36

80%

15

88%

Unknown ethnicity

3

1%

0

0%

0

0%

Black

34

13%

5

11%

1

6%

Hispanic

0

0%

0

0%

0

0%

Non-Hispanic

34

13%

5

11%

1

6%

Unknown ethnicity

0

0%

0

0%

0

0%

Other

6

2%

1

2%

1

6%

Hispanic

3

1%

0

0%

0

0%

Non-Hispanic

3

1%

1

2%

1

6%

Unknown ethnicity

0

0%

0

0%

0

0%

Unknown race

3

1%

0

0%

0

0%

Hispanic

0

0%

0

0%

0

0%

Non-Hispanic

0

0%

0

0%

0

0%

Unknown ethnicity

3

1%

0

0%

0

0%

Total

260

45

17

Cases confirmed in Florida residents per day

2

3

2

1

5/25

5/26

5/27

5/28

5/29

5/30

5/31

6/1

6/2

6/3

6/4

6/5

6/6

6/7

Date case confirmed

Outcomes for Florida residents

Sumter

Hospitalizations

45

(17% of all cases)

Deaths

17

(7% of all cases)

Statewide

Hospitalizations

11,008

(17% of all cases)

Deaths

2,712

(4% of all cases)

Cases in facility staff/residents

Sumter

Long-term care

10

(4% of all cases)

Correctional

114

(44% of all cases)

Statewide

Long-term care

10,076

(16% of all cases)

Correctional

2,844

(4% of all cases)

Hospitalization counts include anyone who was hospitalized at some point during their illness. It does not reflect the number of people currently hospitalized.

Other race includes any person with a race of American Indian/Alaskan native, Asian, native Hawaiian/Pacific Islander, or other.

Laboratory testing for Florida residents and non-Florida residents over the past 2 weeks

Number and percent of positive labs

These counts include the number of people for whom the department received laboratory results by day. This percent is the number of people who test positive for the first time divided by all the people tested that day, excluding people who have previously tested positive.

100%

80%

60%

40%

20%

0%

42

43

79

110

42

118

33

84

97

73

92

176

342

136

0.0%

0.0%

0.0%

0.0%

0.0%

0.0%

0.0%

2.3%

3.0%

2.7%

0.0%

0.6%

0.0%

0.0%

0

0

0

0

0

0

0

2

3

2

0

1

0

0

5/25

5/26

5/27

5/28

5/29

5/30

5/31

6/1

6/2

6/3

6/4

6/5

6/6

6/7

Number of negatives

Percent positive

Number of positives

Date (12:00 am to 11:59 pm)

Emergency department (ED) and freestanding ED (FSED) chief complaint and admission data for Sumter County

Daily percent of ED visits mentioning cough, fever, or shortness of breath

Weekly count of ED and FSED visits for influenza-like illness

Daily percent of ED visits resulting in cough-associated admissions

Weekly count of ED and FSED visits for COVID-like illness

The Electronic Surveillance System for the Early Notification of Community-Based Epidemics (ESSENCE-FL) includes chief complaint data from 211 of 212 Florida EDs and 74 of 79 Florida FSEDs. Data are transmitted electronically to ESSENCE-FL daily or hourly.

Coronavirus: summary for Suwannee County

Data for Jun 8, 2020 (verified at 10 AM)

Data in this report are provisional and subject to change.

Confirmed cases

Total cases

175

Florida residents

170

Non-Florida residents

5

Gender for Florida residents

Men

52

Women

118

Unknown

0

Age for Florida residents

Range

5 - 102

Median age

57

Cases confirmed in Florida residents per day

1

1

1

2

1

2

1

1

5/25

5/26

5/27

5/28

5/29

5/30

5/31

6/1

6/2

6/3

6/4

6/5

6/6

6/7

Date case confirmed

Race, ethnicity	Cases	Hospitalizations	Deaths
White	11467% <div></div>	2665% <div></div>	1583% <div></div>
Hispanic	127% <div></div>	38% <div></div>	16% <div></div>
Non-Hispanic	10159% <div></div>	2358% <div></div>	1478% <div></div>
Unknown ethnicity	11% <div></div>	00% <div></div>	00% <div></div>
Black	4325% <div></div>	1128% <div></div>	317% <div></div>
Hispanic	00% <div></div>	00% <div></div>	00% <div></div>
Non-Hispanic	4225% <div></div>	1025% <div></div>	317% <div></div>
Unknown ethnicity	11% <div></div>	13% <div></div>	00% <div></div>
Other	74% <div></div>	25% <div></div>	00% <div></div>
Hispanic	74% <div></div>	25% <div></div>	00% <div></div>
Non-Hispanic	00% <div></div>	00% <div></div>	00% <div></div>
Unknown ethnicity	00% <div></div>	00% <div></div>	00% <div></div>
Unknown race	64% <div></div>	13% <div></div>	00% <div></div>
Hispanic	00% <div></div>	00% <div></div>	00% <div></div>
Non-Hispanic	00% <div></div>	00% <div></div>	00% <div></div>
Unknown ethnicity	64% <div></div>	13% <div></div>	00% <div></div>
Total	170	40	18

Hospitalization

counts include anyone who was hospitalized at some point during their illness. It does not reflect the number of people currently hospitalized.

Other race

includes any person with a race of American Indian/Alaskan native, Asian, native Hawaiian/Pacific Islander, or other.

Outcomes for Florida residents

Suwannee

Hospitalizations

40

(24% of all cases)

Deaths

18

(11% of all cases)

Statewide

Hospitalizations

11,008

(17% of all cases)

Deaths

2,712

(4% of all cases)

Cases in facility staff/residents

Suwannee

Long-term care

119

(70% of all cases)

Correctional

1

(1% of all cases)

Statewide

Long-term care

10,076

(16% of all cases)

Correctional

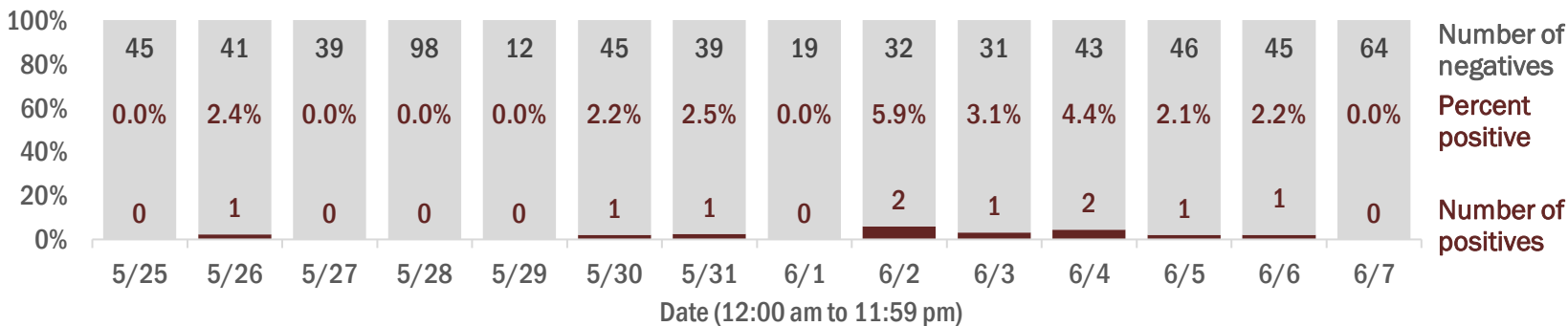
2,844

(4% of all cases)

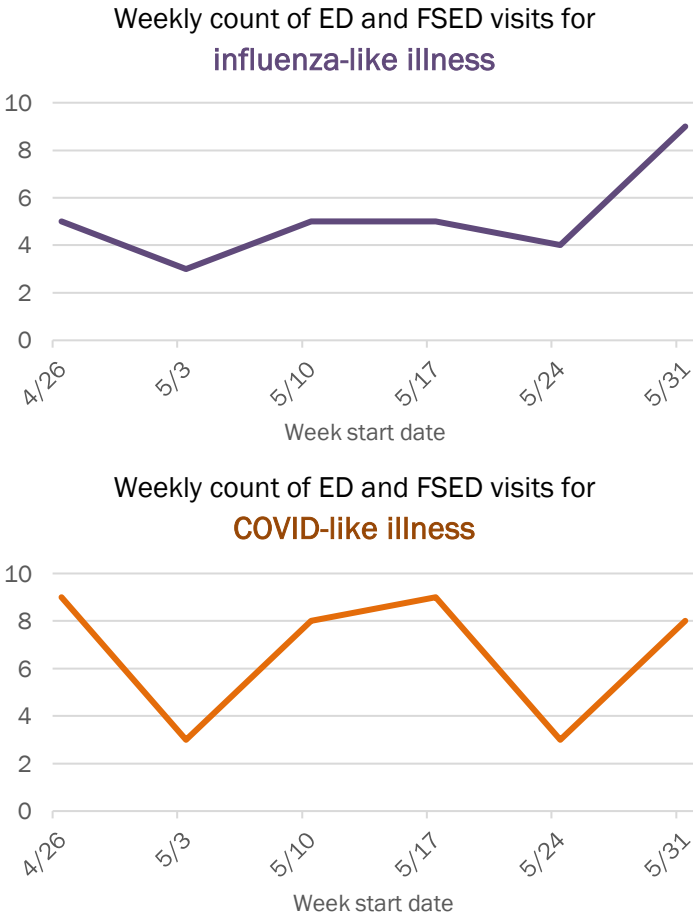
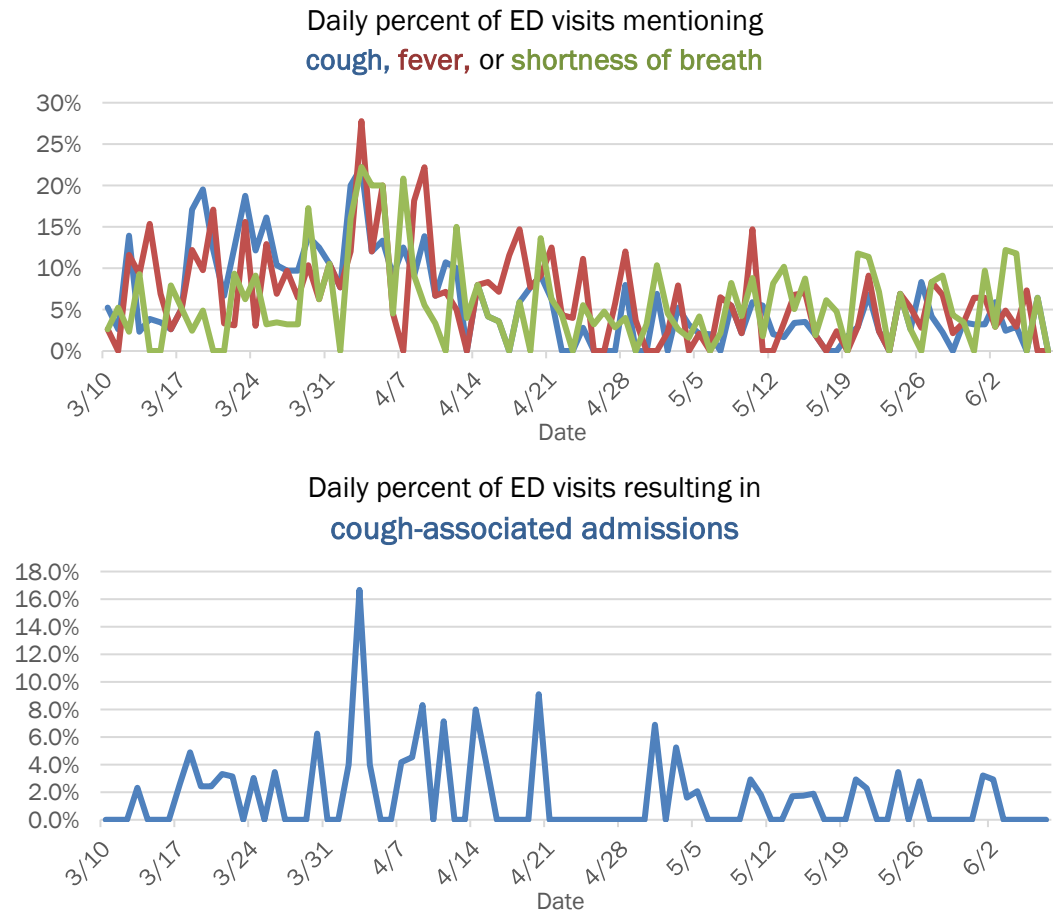
Laboratory testing for Florida residents and non-Florida residents over the past 2 weeks

Number and percent of positive labs

These counts include the number of people for whom the department received laboratory results by day. This percent is the number of people who test positive for the first time divided by all the people tested that day, excluding people who have previously tested positive.



Emergency department (ED) and freestanding ED (FSED) chief complaint and admission data for Suwannee County



The Electronic Surveillance System for the Early Notification of Community-Based Epidemics (ESSENCE-FL) includes chief complaint data from 211 of 212 Florida EDs and 74 of 79 Florida FSEDs. Data are transmitted electronically to ESSENCE-FL daily or hourly.

Coronavirus: summary for Taylor County

Data for Jun 8, 2020 (verified at 10 AM)

Data in this report are provisional and subject to change.

Confirmed cases

Total cases

48

Cases confirmed in Florida residents per day

3

2

1

2

2

2

2

16

3

5/25

5/26

5/27

5/28

5/29

5/30

5/31

6/1

6/2

6/3

6/4

6/5

6/6

6/7

Date case confirmed

Gender for Florida residents

Men

30

Women

17

Unknown

0

Age for Florida residents

Range

6 - 83

Median age

30

Race, ethnicity	Cases	Hospitalizations	Deaths
White	28	3	0
Hispanic	1	0	0
Non-Hispanic	27	3	0
Unknown ethnicity	0	0	0
Black	3	0	0
Hispanic	0	0	0
Non-Hispanic	3	0	0
Unknown ethnicity	0	0	0
Other	13	0	0
Hispanic	13	0	0
Non-Hispanic	0	0	0
Unknown ethnicity	0	0	0
Unknown race	3	0	0
Hispanic	0	0	0
Non-Hispanic	0	0	0
Unknown ethnicity	3	0	0
Total	47	3	0

Hospitalization

counts include anyone who was hospitalized at some point during their illness. It does not reflect the number of people currently hospitalized.

Other race

includes any person with a race of American Indian/Alaskan native, Asian, native Hawaiian/Pacific Islander, or other.

Outcomes for Florida residents

Taylor

Hospitalizations

3

(6% of all cases)

Deaths

0

(0% of all cases)

Statewide

Hospitalizations

11,008

(17% of all cases)

Deaths

2,712

(4% of all cases)

Cases in facility staff/residents

Taylor

Long-term care

1

(2% of all cases)

Correctional

0

(0% of all cases)

Statewide

Long-term care

10,076

(16% of all cases)

Correctional

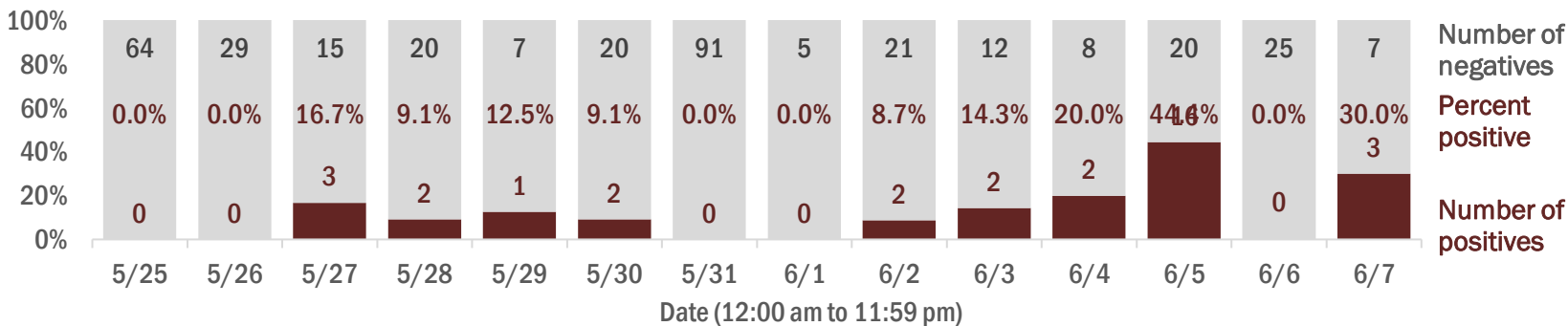
2,844

(4% of all cases)

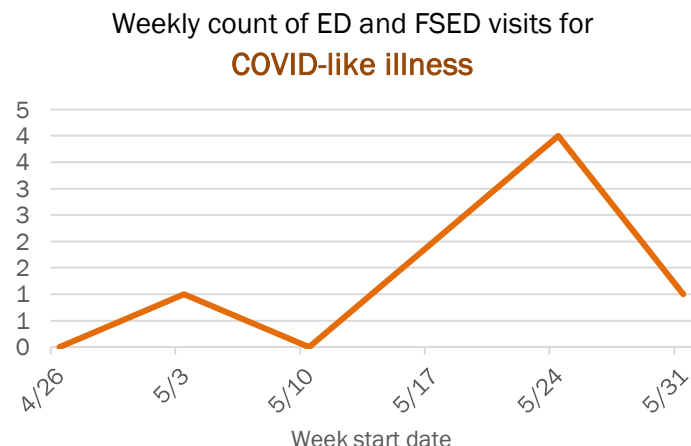
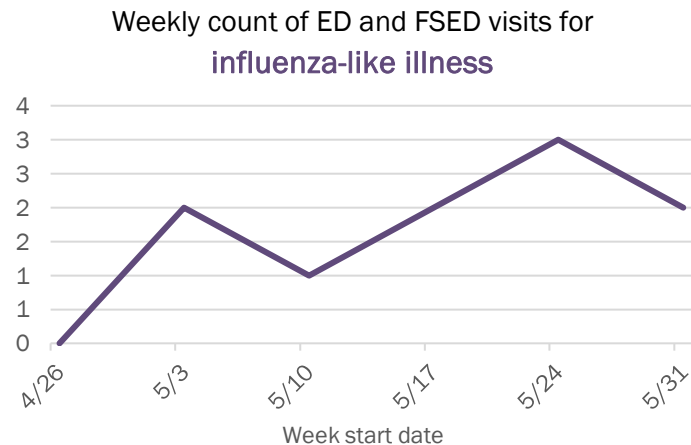
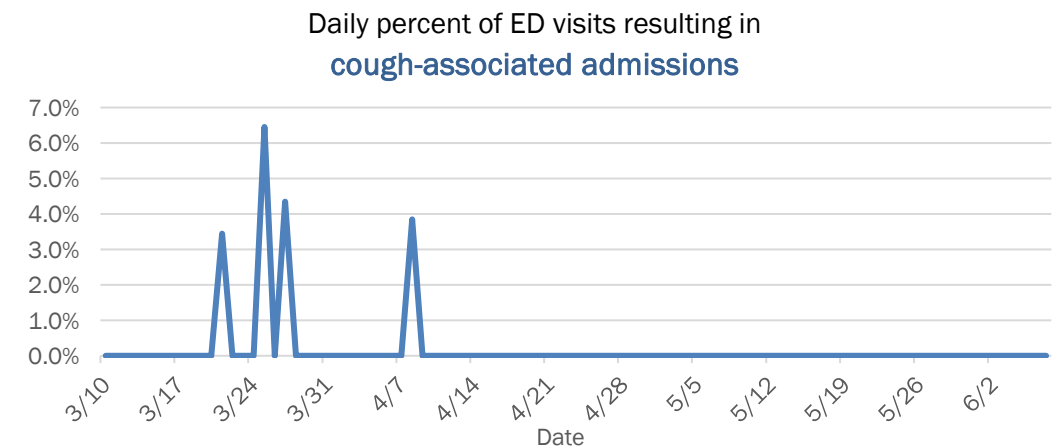
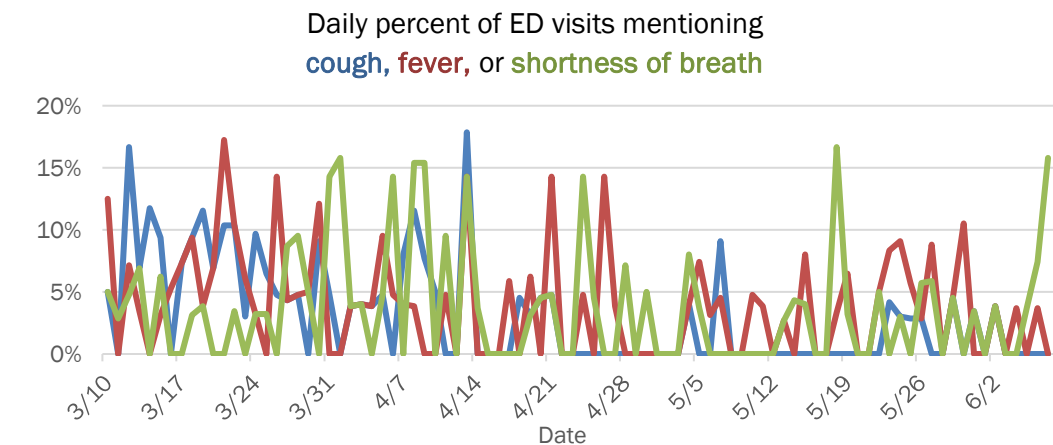
Laboratory testing for Florida residents and non-Florida residents over the past 2 weeks

Number and percent of positive labs

These counts include the number of people for whom the department received laboratory results by day. This percent is the number of people who test positive for the first time divided by all the people tested that day, excluding people who have previously tested positive.



Emergency department (ED) and freestanding ED (FSED) chief complaint and admission data for Taylor County

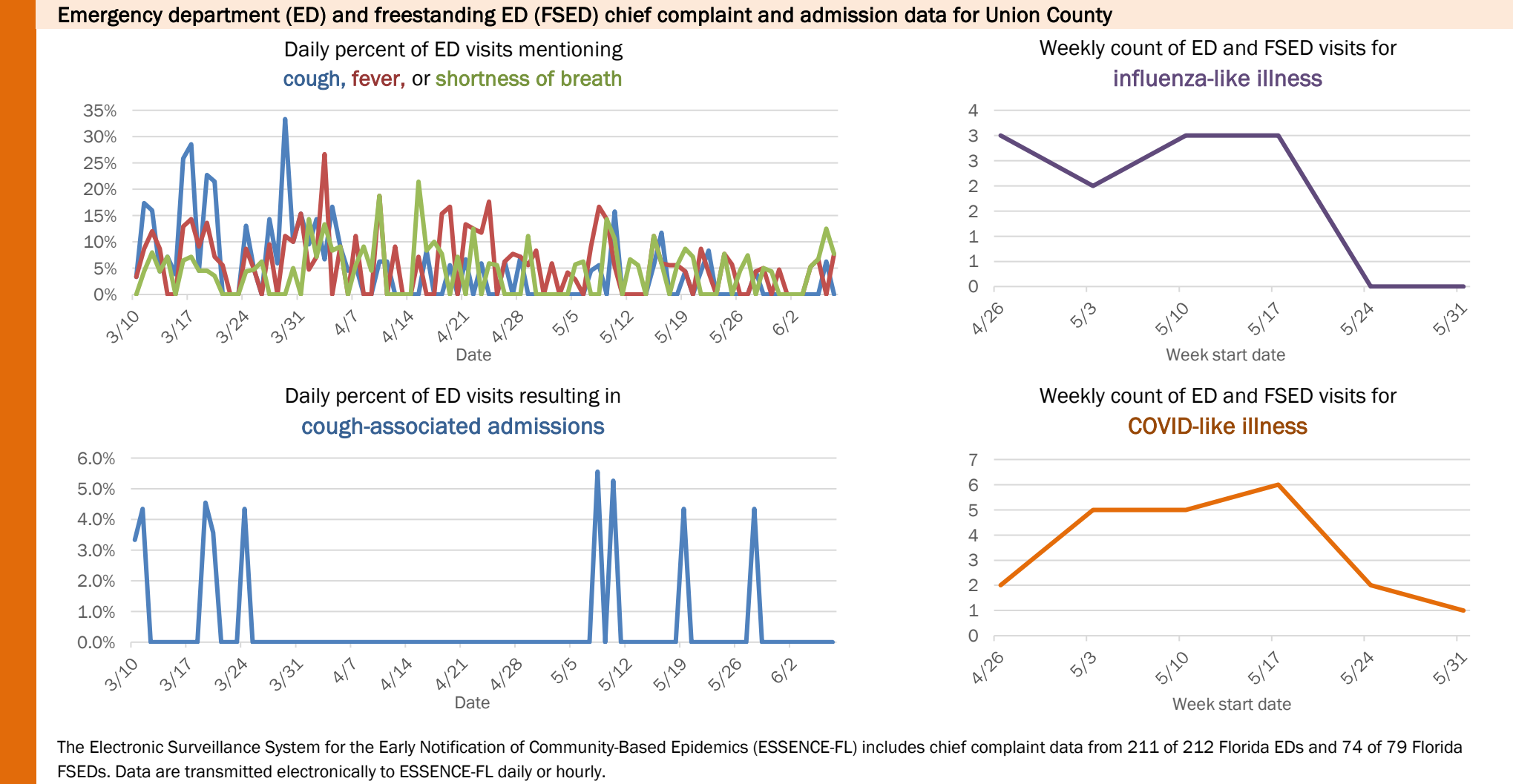
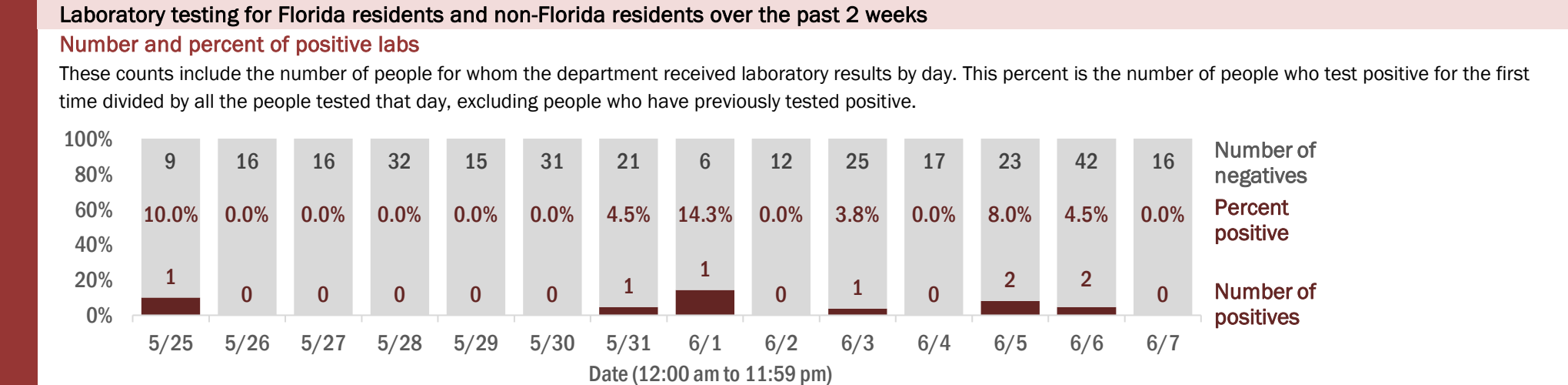
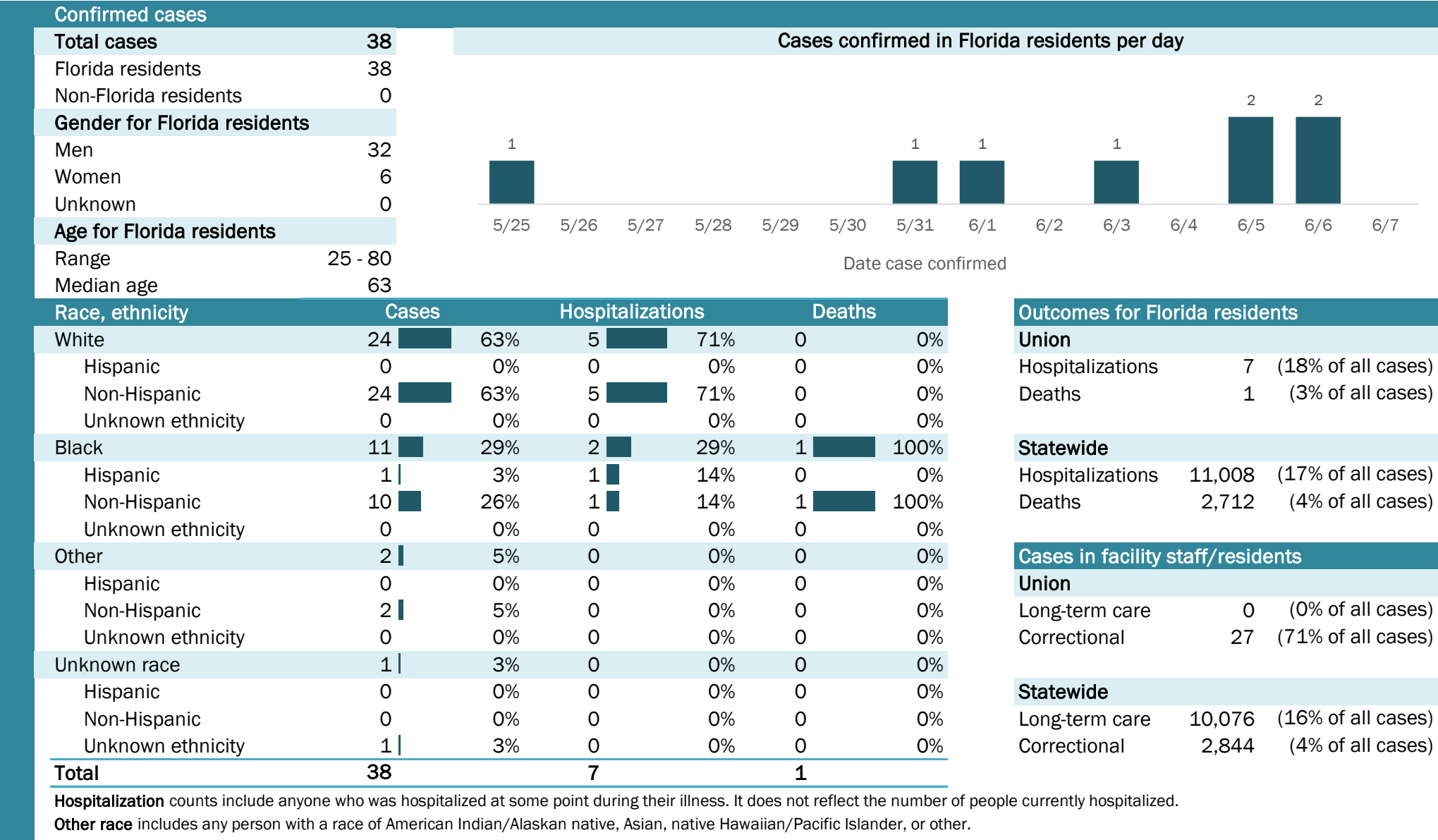


The Electronic Surveillance System for the Early Notification of Community-Based Epidemics (ESSENCE-FL) includes chief complaint data from 211 of 212 Florida EDs and 74 of 79 Florida FSEDs. Data are transmitted electronically to ESSENCE-FL daily or hourly.

Coronavirus: summary for Union County

Data for Jun 8, 2020 (verified at 10 AM)

Data in this report are provisional and subject to change.

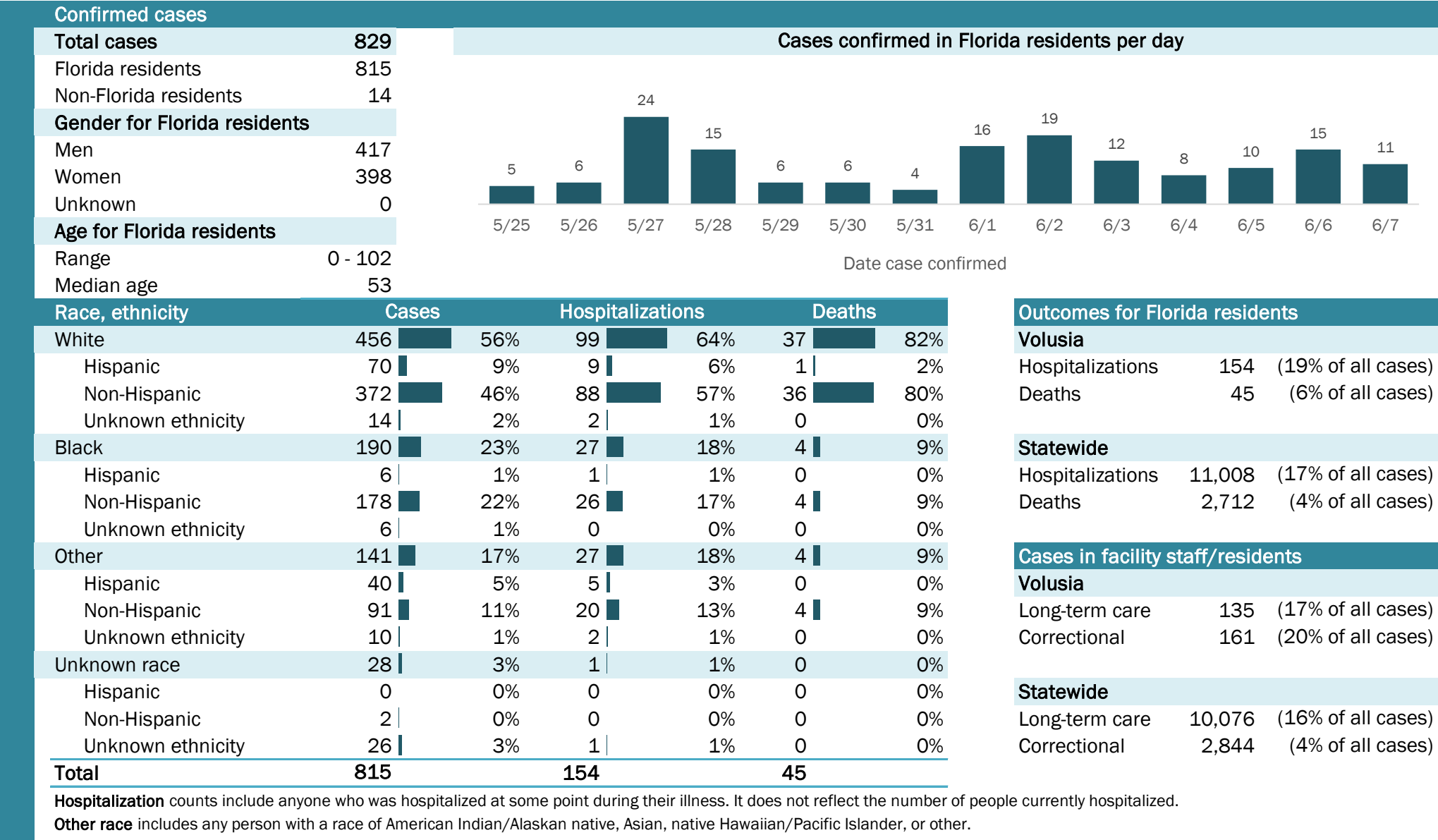


The Electronic Surveillance System for the Early Notification of Community-Based Epidemics (ESSENCE-FL) includes chief complaint data from 211 of 212 Florida EDs and 74 of 79 Florida FSEDs. Data are transmitted electronically to ESSENCE-FL daily or hourly.

Coronavirus: summary for Volusia County

Data for Jun 8, 2020 (verified at 10 AM)

Data in this report are provisional and subject to change.



Coronavirus: summary for Wakulla County

Data for Jun 8, 2020 (verified at 10 AM)

Data in this report are provisional and subject to change.

Confirmed cases

Total cases

35

Cases confirmed in Florida residents per day

1

1

1

5/25

5/26

5/27

5/28

5/29

5/30

5/31

6/1

6/2

6/3

6/4

6/5

6/6

6/7

Florida residents

33

Non-Florida residents

2

Gender for Florida residents

Men

10

Women

23

Unknown

0

Age for Florida residents

Range

18 - 86

Median age

46

Race, ethnicity	Cases	Hospitalizations	Deaths
White	1752%240%1100%		
Hispanic	00%00%00%		
Non-Hispanic	1752%240%1100%		
Unknown ethnicity	00%00%00%		
Black	1339%240%00%		
Hispanic	00%00%00%		
Non-Hispanic	1339%240%00%		
Unknown ethnicity	00%00%00%		
Other	39%120%00%		
Hispanic	00%00%00%		
Non-Hispanic	39%120%00%		
Unknown ethnicity	00%00%00%		
Unknown race	00%00%00%		
Hispanic	00%00%00%		
Non-Hispanic	00%00%00%		
Unknown ethnicity	00%00%00%		
Total	3351		

Hospitalization

counts include anyone who was hospitalized at some point during their illness. It does not reflect the number of people currently hospitalized.

Other race

includes any person with a race of American Indian/Alaskan native, Asian, native Hawaiian/Pacific Islander, or other.

Outcomes for Florida residents

Wakulla

Hospitalizations

5

(15% of all cases)

Deaths

1

(3% of all cases)

Statewide

Hospitalizations

11,008

(17% of all cases)

Deaths

2,712

(4% of all cases)

Cases in facility staff/residents

Wakulla

Long-term care

12

(36% of all cases)

Correctional

4

(12% of all cases)

Statewide

Long-term care

10,076

(16% of all cases)

Correctional

2,844

(4% of all cases)

Laboratory testing for Florida residents and non-Florida residents over the past 2 weeks

Number and percent of positive labs

These counts include the number of people for whom the department received laboratory results by day. This percent is the number of people who test positive for the first time divided by all the people tested that day, excluding people who have previously tested positive.

Date	Number of negatives	Percent positive	Number of positives
5/25	18	0.0%	0
5/26	18	0.0%	0
5/27	26	0.0%	0
5/28	41	2.4%	1
5/29	7	12.5%	1
5/30	33	0.0%	0
5/31	40	2.4%	1
6/1	19	0.0%	0
6/2	30	0.0%	0
6/3	69	0.0%	0
6/4	19	0.0%	0
6/5	27	0.0%	0
6/6	56	0.0%	0
6/7	19	0.0%	0

Emergency department (ED) and freestanding ED (FSED) chief complaint and admission data for Wakulla County

Daily percent of ED visits mentioning cough, fever, or shortness of breath

Daily percent of ED visits resulting in cough-associated admissions

Weekly count of ED and FSED visits for influenza-like illness

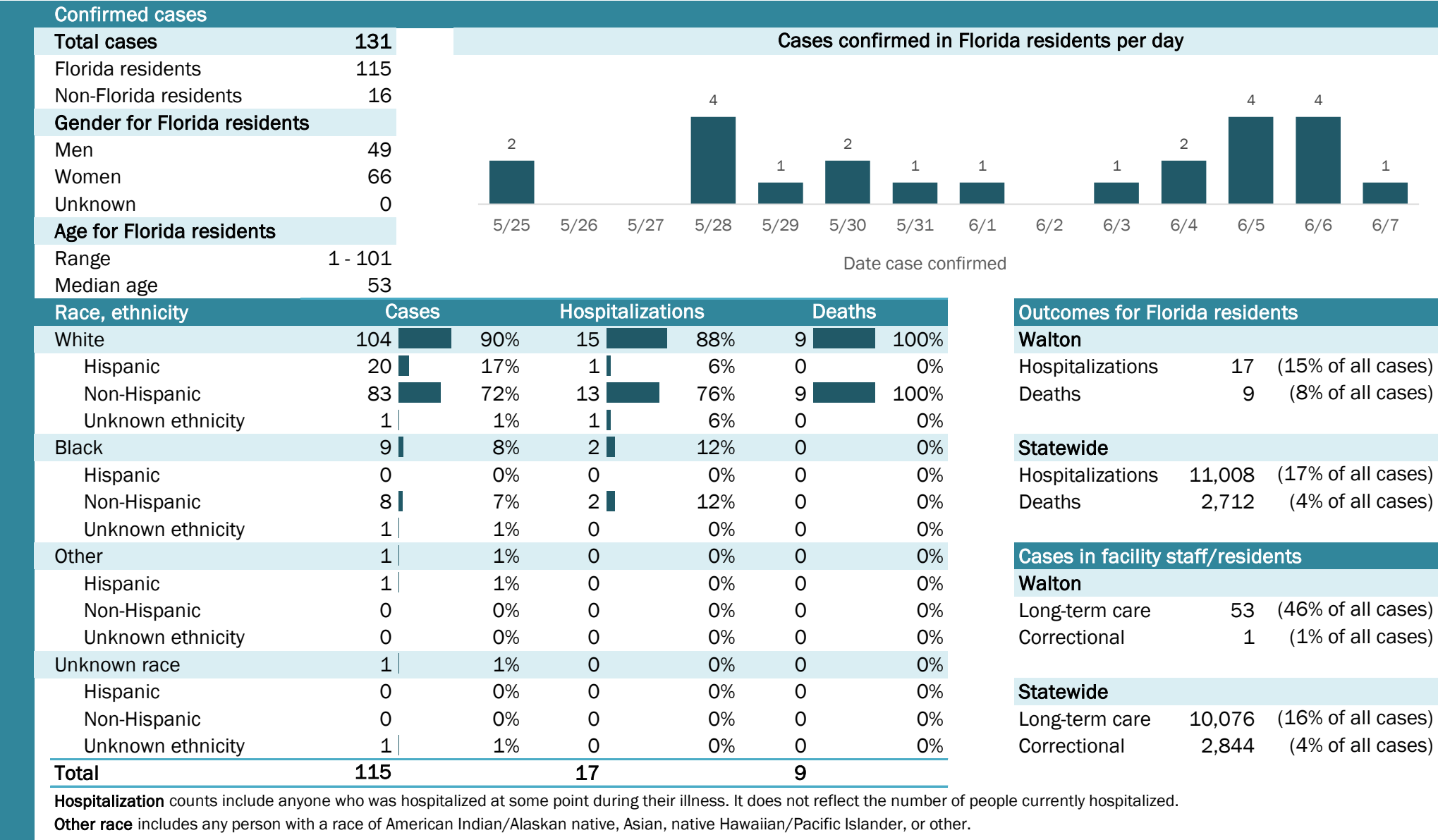
Weekly count of ED and FSED visits for COVID-like illness

The Electronic Surveillance System for the Early Notification of Community-Based Epidemics (ESSENCE-FL) includes chief complaint data from 211 of 212 Florida EDs and 74 of 79 Florida FSEDs. Data are transmitted electronically to ESSENCE-FL daily or hourly.

Coronavirus: summary for Walton County

Data for Jun 8, 2020 (verified at 10 AM)

Data in this report are provisional and subject to change.



Coronavirus: summary for Washington County

Data for Jun 8, 2020 (verified at 10 AM)

Data in this report are provisional and subject to change.

