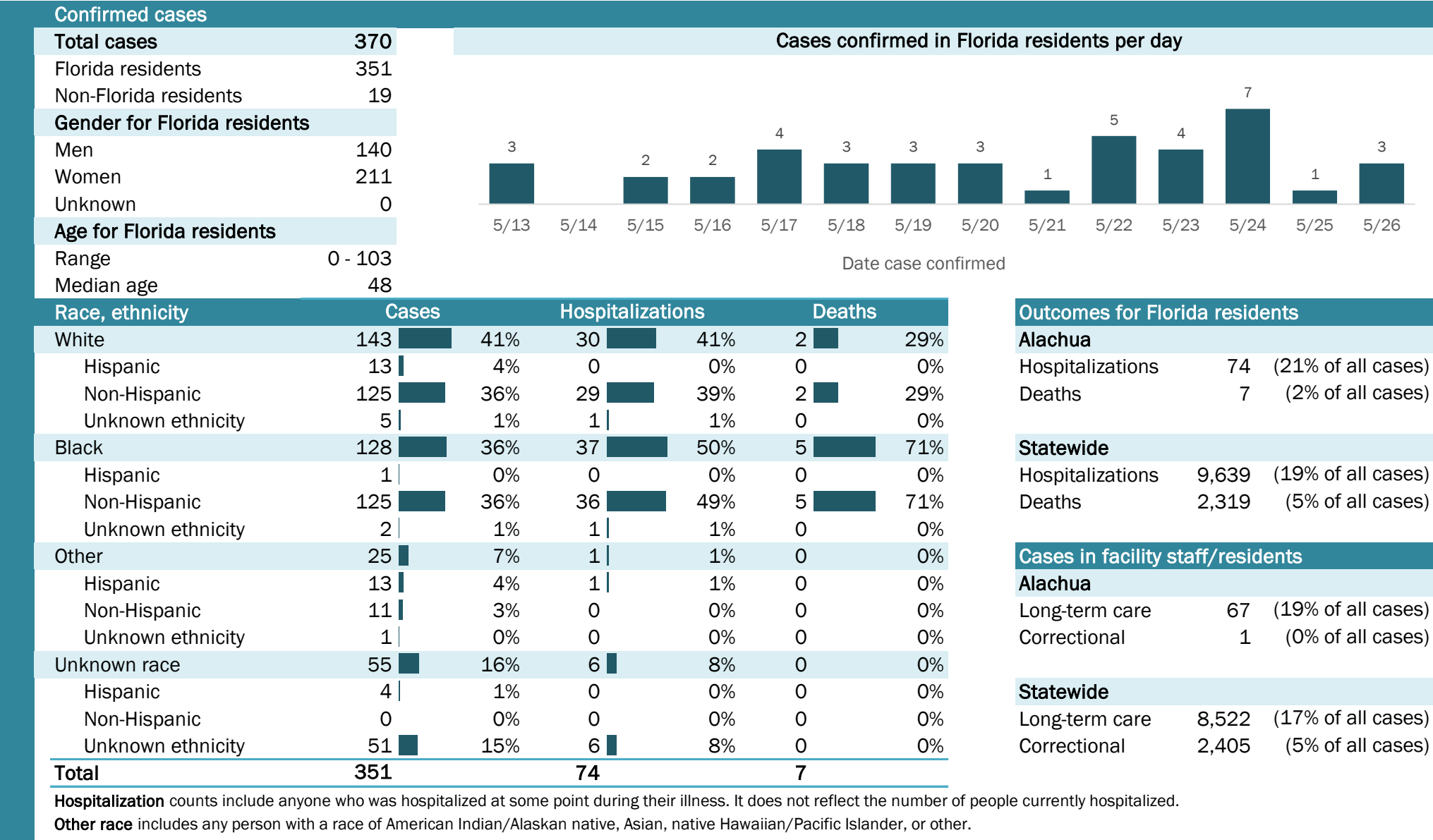


Coronavirus: summary for Alachua County

Data for May 27, 2020 (verified at 10 AM)

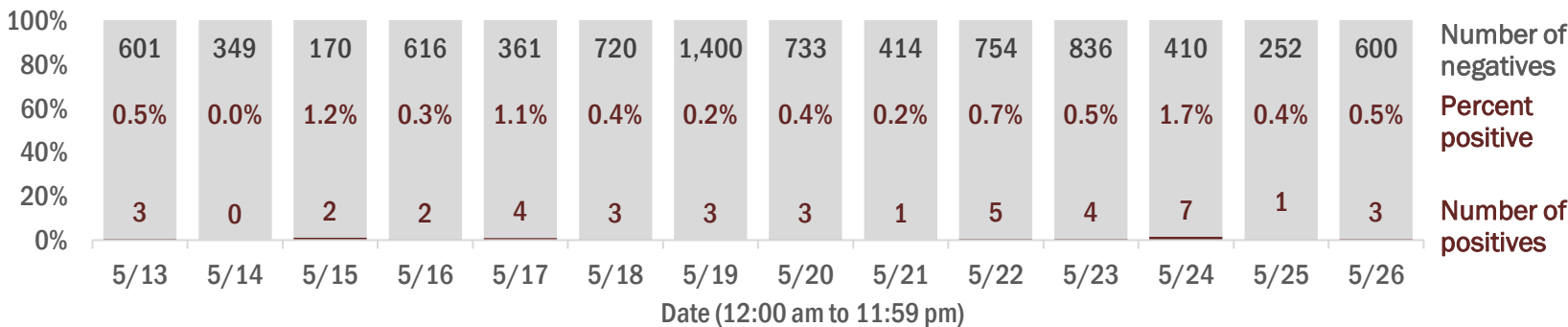
Data in this report are provisional and subject to change.



Laboratory testing for Florida residents and non-Florida residents over the past 2 weeks

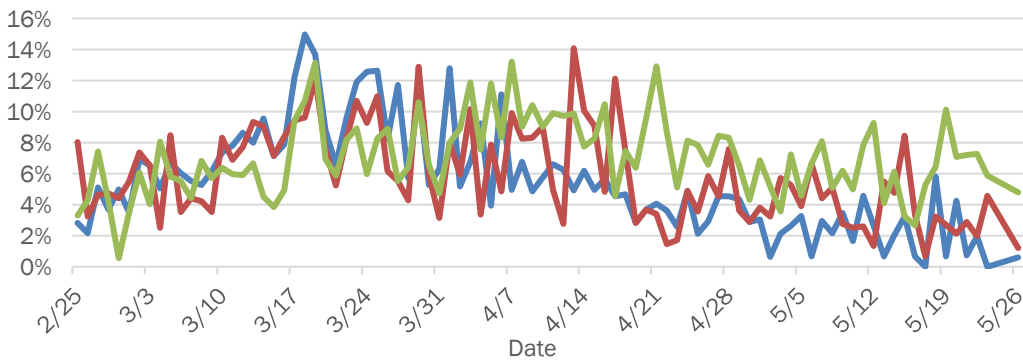
Number and percent of positive labs

These counts include the number of people for whom the department received laboratory results by day. This percent is the number of people who test positive for the first time divided by all the people tested that day, excluding people who have previously tested positive.

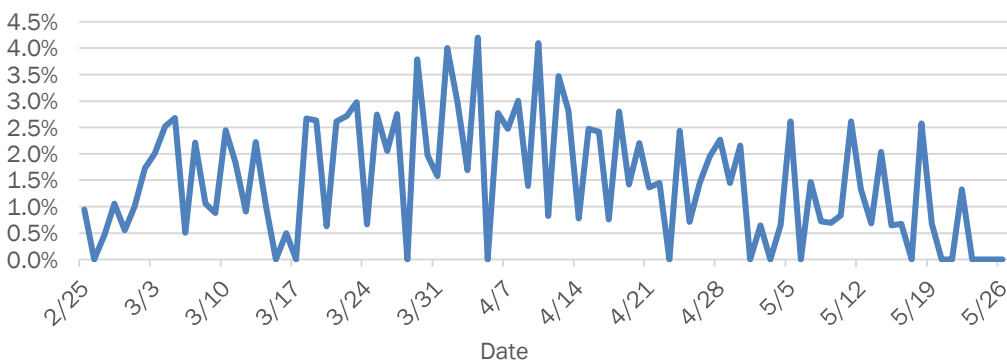


Emergency department (ED) chief complaint and admission data for Alachua County

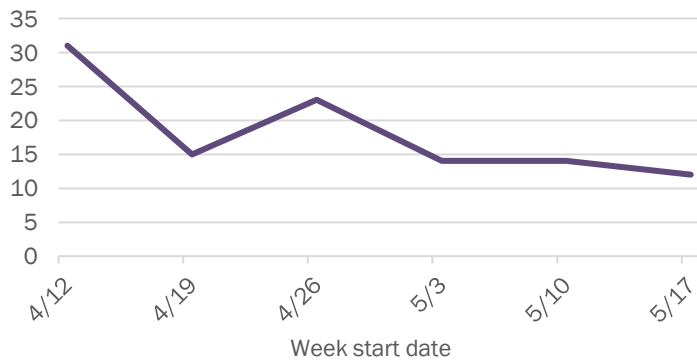
Daily percent of ED visits mentioning cough, fever, or shortness of breath



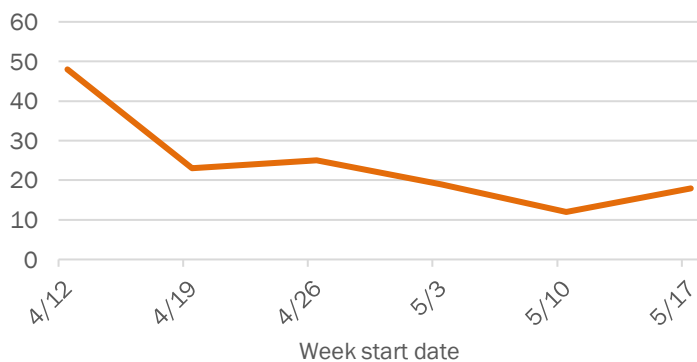
Daily percent of ED visits resulting in cough-associated admissions



Weekly count of ED visits for influenza-like illness



Weekly count of ED visits for COVID-like illness



The Electronic Surveillance System for the Early Notification of Community-Based Epidemics (ESSENCE-FL) includes chief complaint data from 211 of 212 Florida EDs. Data are transmitted electronically to ESSENCE-FL daily or hourly.

Coronavirus: summary for Baker County

Data for May 27, 2020 (verified at 10 AM)

Data in this report are provisional and subject to change.

Confirmed cases

Total cases

29

Cases confirmed in Florida residents per day

1

2

5/13

5/14

5/15

5/16

5/17

5/18

5/19

5/20

5/21

5/22

5/23

5/24

5/25

5/26

Florida residents

29

Non-Florida residents

0

Gender for Florida residents

Men

11

Women

18

Unknown

0

Age for Florida residents

Range

20 - 97

Median age

65

Race, ethnicity	Cases	Hospitalizations	Deaths
White	2172%	873%	3100%
Hispanic	00%	00%	00%
Non-Hispanic	2172%	873%	3100%
Unknown ethnicity	00%	00%	00%
Black	621%	19%	00%
Hispanic	00%	00%	00%
Non-Hispanic	517%	19%	00%
Unknown ethnicity	13%	00%	00%
Other	27%	218%	00%
Hispanic	00%	00%	00%
Non-Hispanic	27%	218%	00%
Unknown ethnicity	00%	00%	00%
Unknown race	00%	00%	00%
Hispanic	00%	00%	00%
Non-Hispanic	00%	00%	00%
Unknown ethnicity	00%	00%	00%
Total	29	11	3

Hospitalization

counts include anyone who was hospitalized at some point during their illness. It does not reflect the number of people currently hospitalized.

Other race

includes any person with a race of American Indian/Alaskan native, Asian, native Hawaiian/Pacific Islander, or other.

Outcomes for Florida residents

Baker

Hospitalizations

11

(38% of all cases)

Deaths

3

(10% of all cases)

Statewide

Hospitalizations

9,639

(19% of all cases)

Deaths

2,319

(5% of all cases)

Cases in facility staff/residents

Baker

Long-term care

15

(52% of all cases)

Correctional

0

(0% of all cases)

Statewide

Long-term care

8,522

(17% of all cases)

Correctional

2,405

(5% of all cases)

Laboratory testing for Florida residents and non-Florida residents over the past 2 weeks

Number and percent of positive labs

These counts include the number of people for whom the department received laboratory results by day. This percent is the number of people who test positive for the first time divided by all the people tested that day, excluding people who have previously tested positive.

Date	Number of negatives	Percent positive	Number of positives
5/13	12	0.0%	0
5/14	13	0.0%	0
5/15	8	0.0%	0
5/16	23	0.0%	0
5/17	22	0.0%	0
5/18	28	0.0%	0
5/19	81	0.0%	0
5/20	59	0.0%	0
5/21	53	0.0%	0
5/22	17	5.6%	1
5/23	18	0.0%	0
5/24	26	0.0%	0
5/25	22	0.0%	0
5/26	13	13.3%	2

Emergency department (ED) chief complaint and admission data for Baker County

Daily percent of ED visits mentioning cough, fever, or shortness of breath

Daily percent of ED visits resulting in cough-associated admissions

Weekly count of ED visits for influenza-like illness

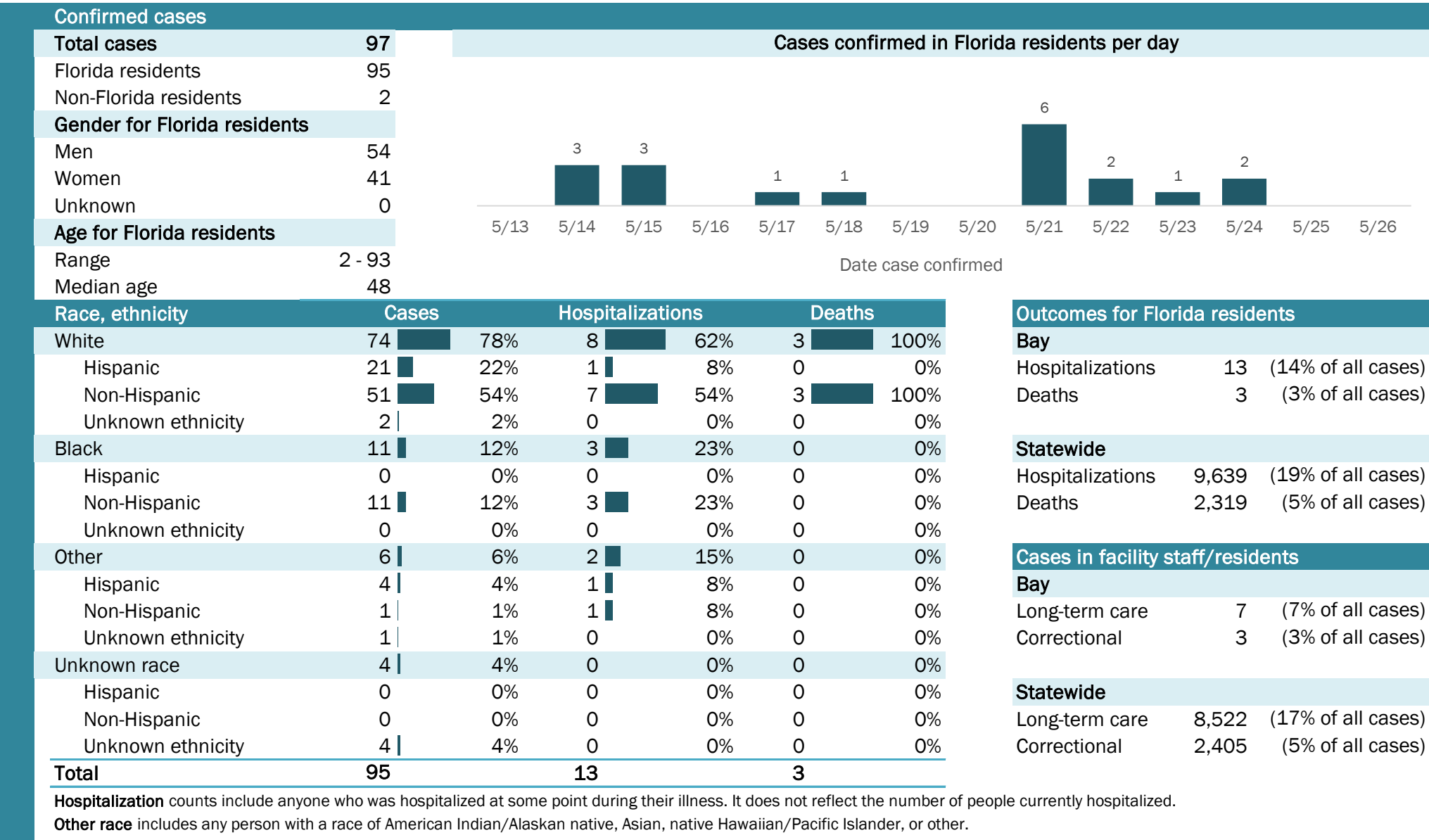
Weekly count of ED visits for COVID-like illness

The Electronic Surveillance System for the Early Notification of Community-Based Epidemics (ESSENCE-FL) includes chief complaint data from 211 of 212 Florida EDs. Data are transmitted electronically to ESSENCE-FL daily or hourly.

Coronavirus: summary for Bay County

Data for May 27, 2020 (verified at 10 AM)

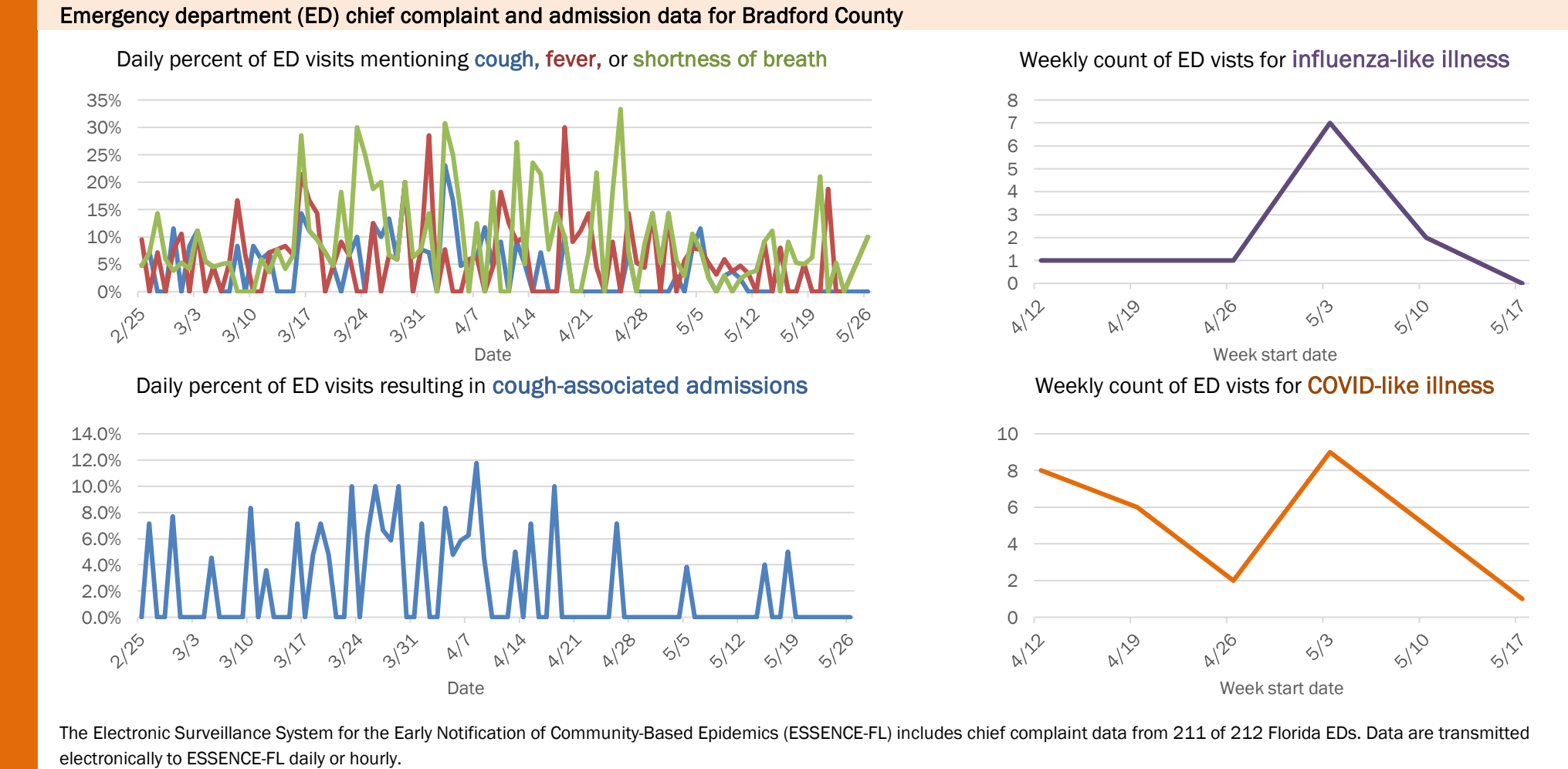
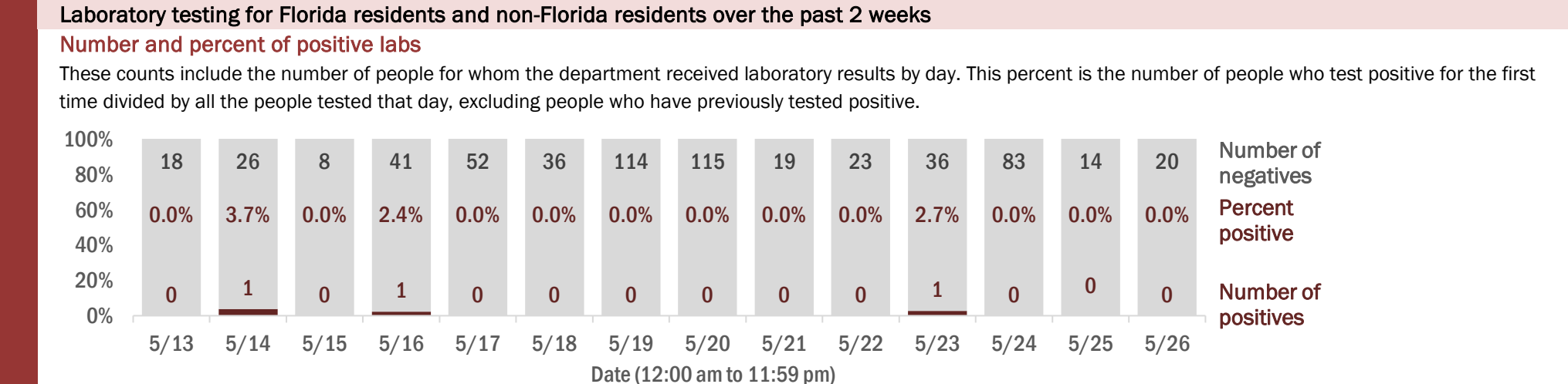
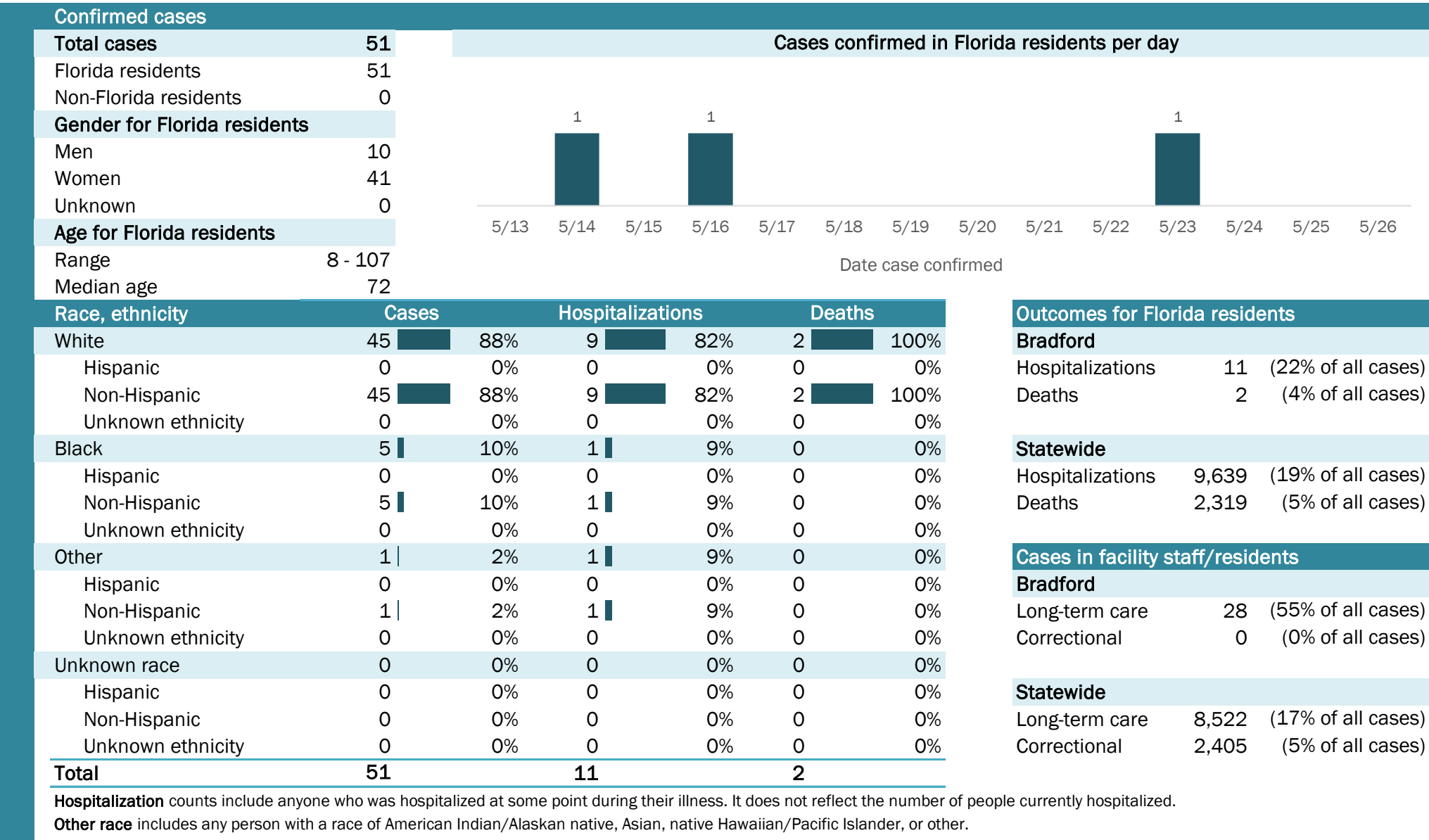
Data in this report are provisional and subject to change.



Coronavirus: summary for Bradford County

Data for May 27, 2020 (verified at 10 AM)

Data in this report are provisional and subject to change.

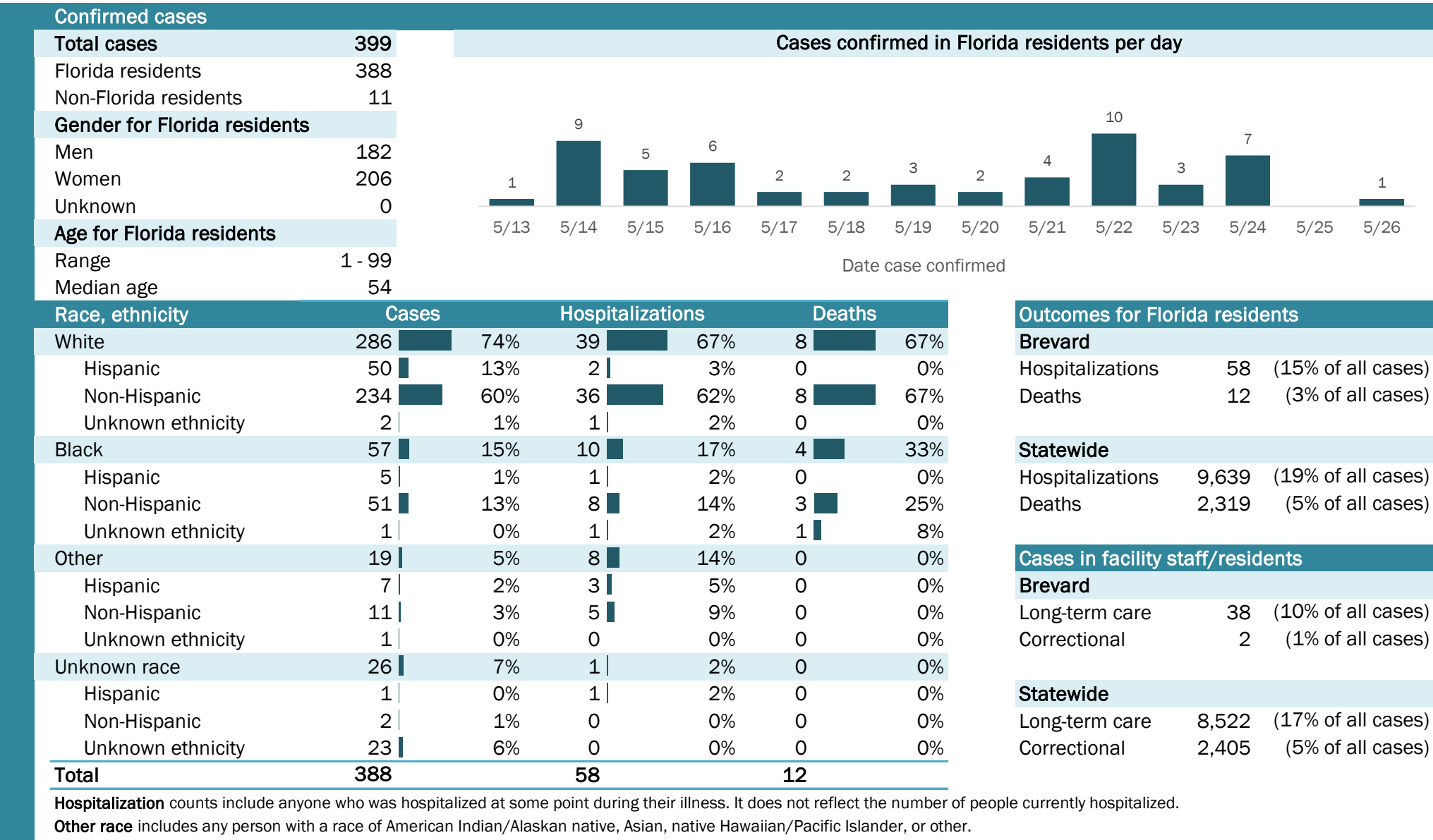


The Electronic Surveillance System for the Early Notification of Community-Based Epidemics (ESSENCE-FL) includes chief complaint data from 211 of 212 Florida EDs. Data are transmitted electronically to ESSENCE-FL daily or hourly.

Coronavirus: summary for Brevard County

Data for May 27, 2020 (verified at 10 AM)

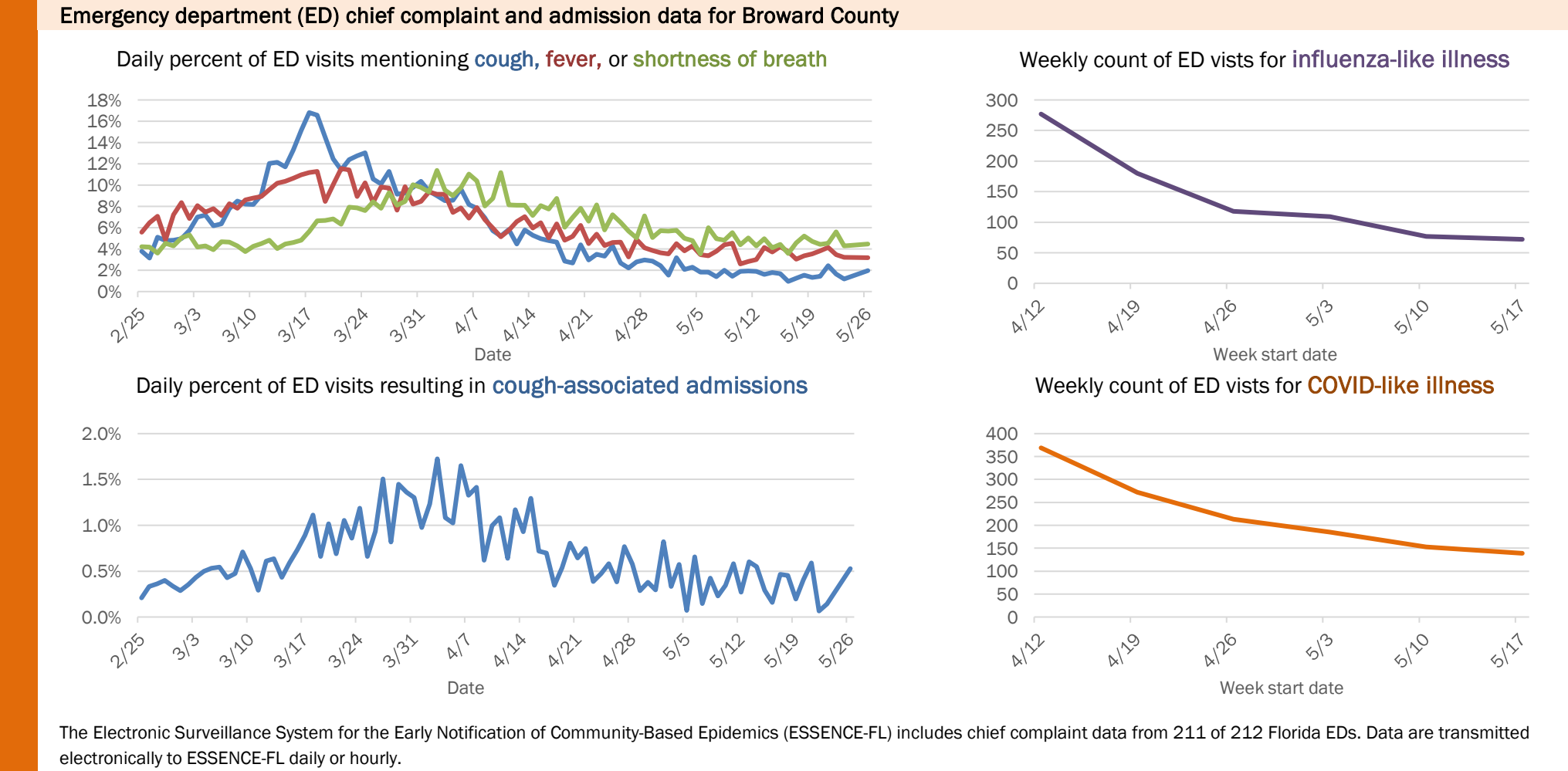
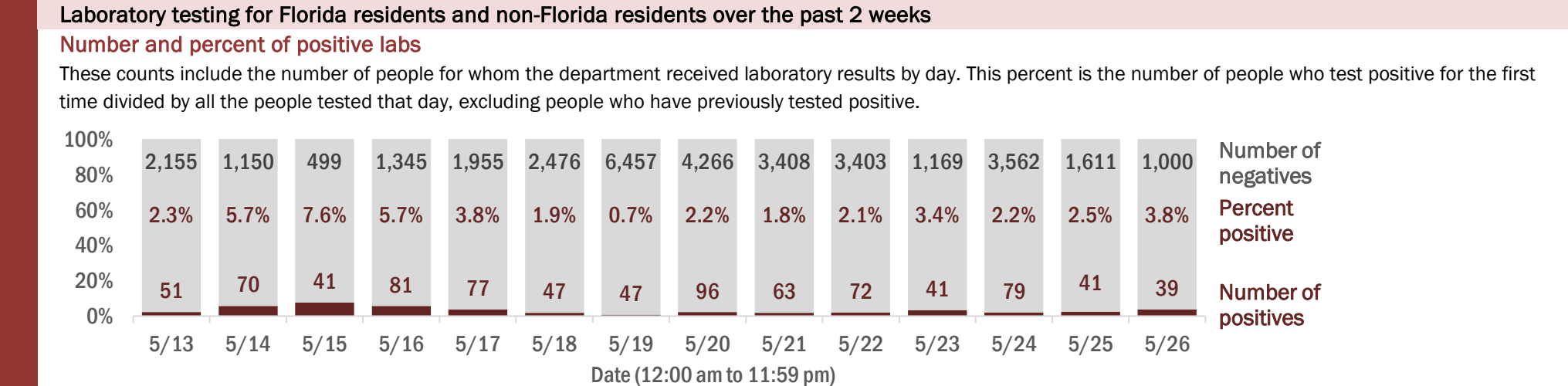
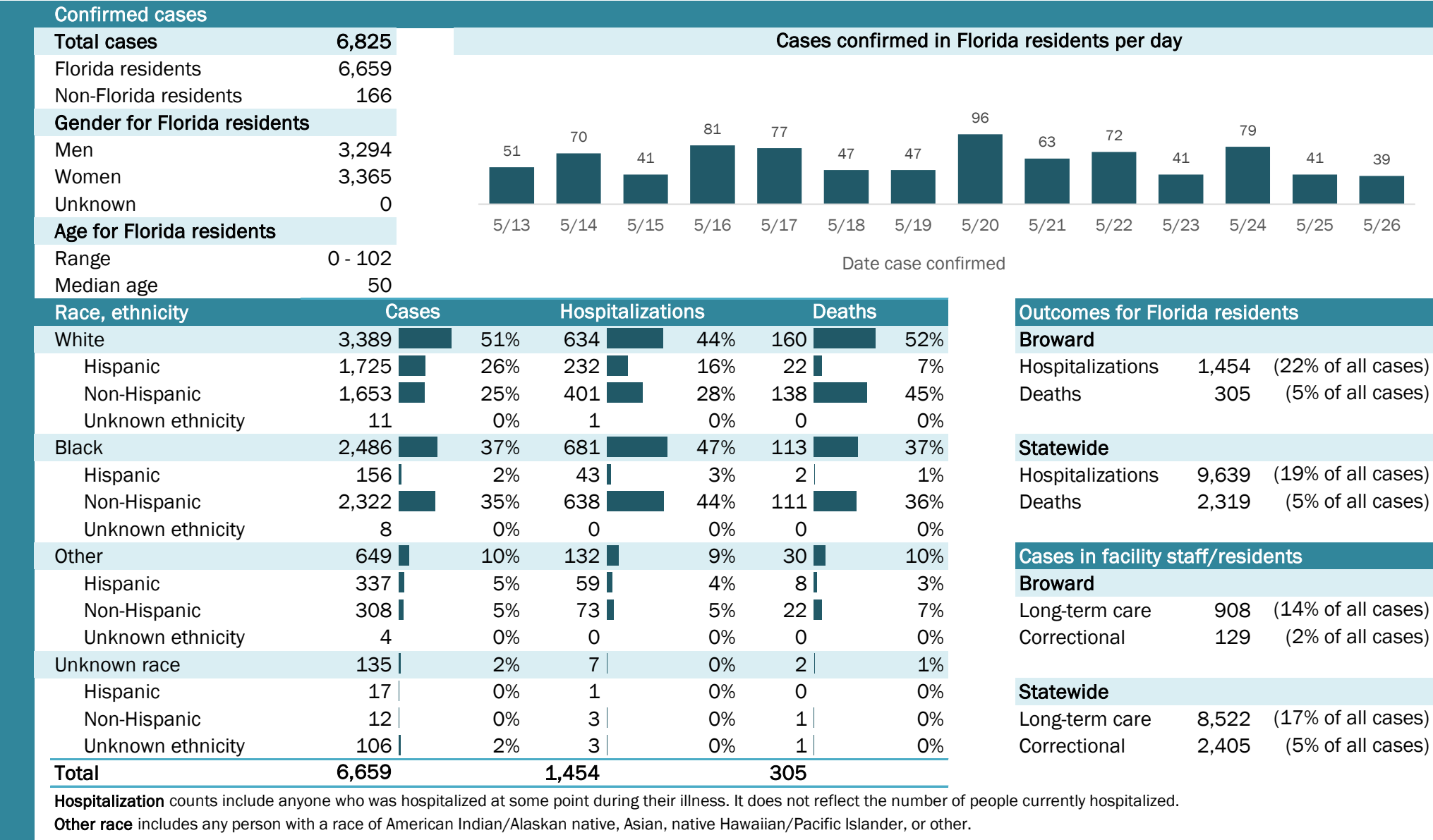
Data in this report are provisional and subject to change.



Coronavirus: summary for Broward County

Data for May 27, 2020 (verified at 10 AM)

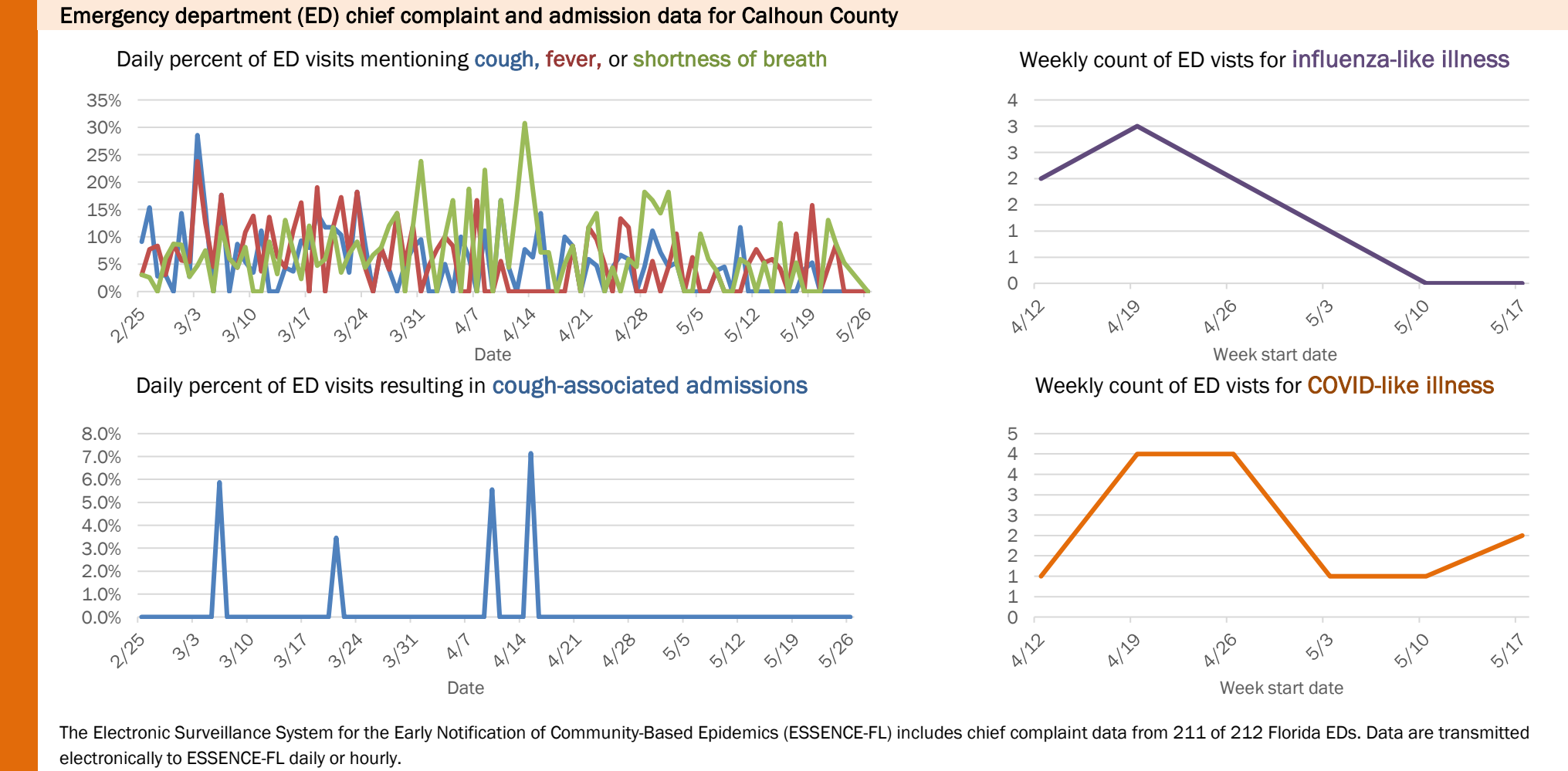
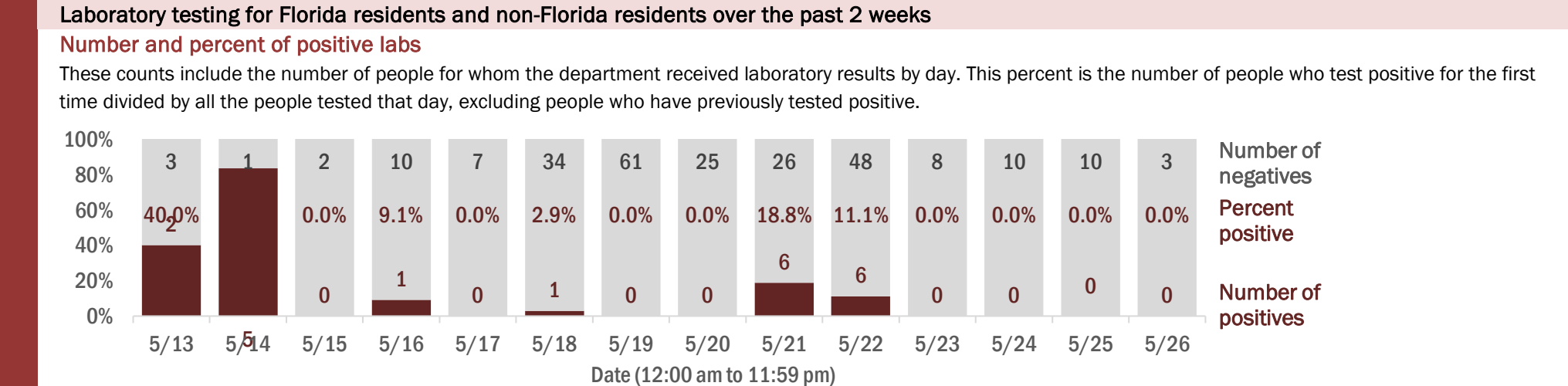
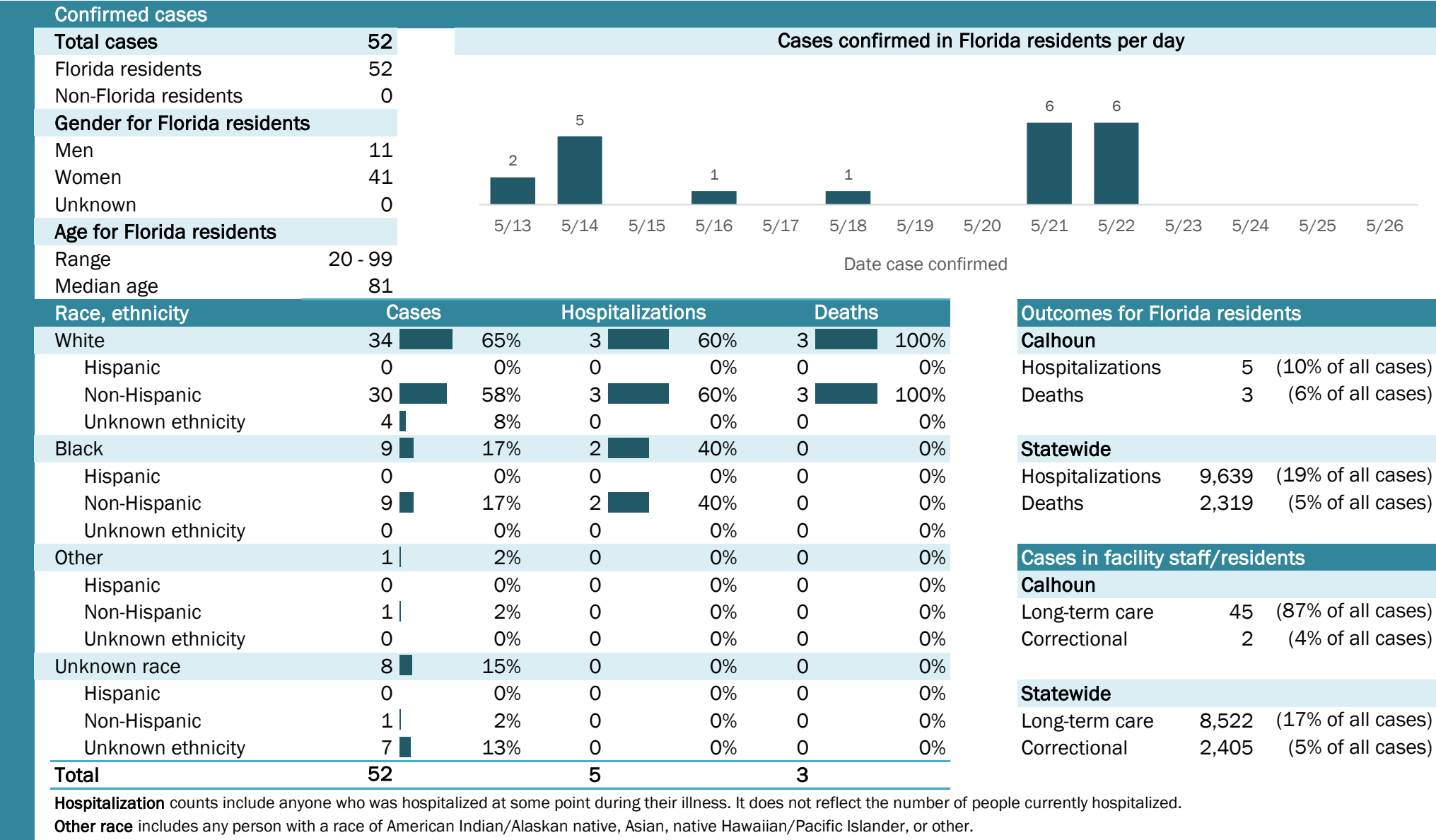
Data in this report are provisional and subject to change.



Coronavirus: summary for Calhoun County

Data for May 27, 2020 (verified at 10 AM)

Data in this report are provisional and subject to change.

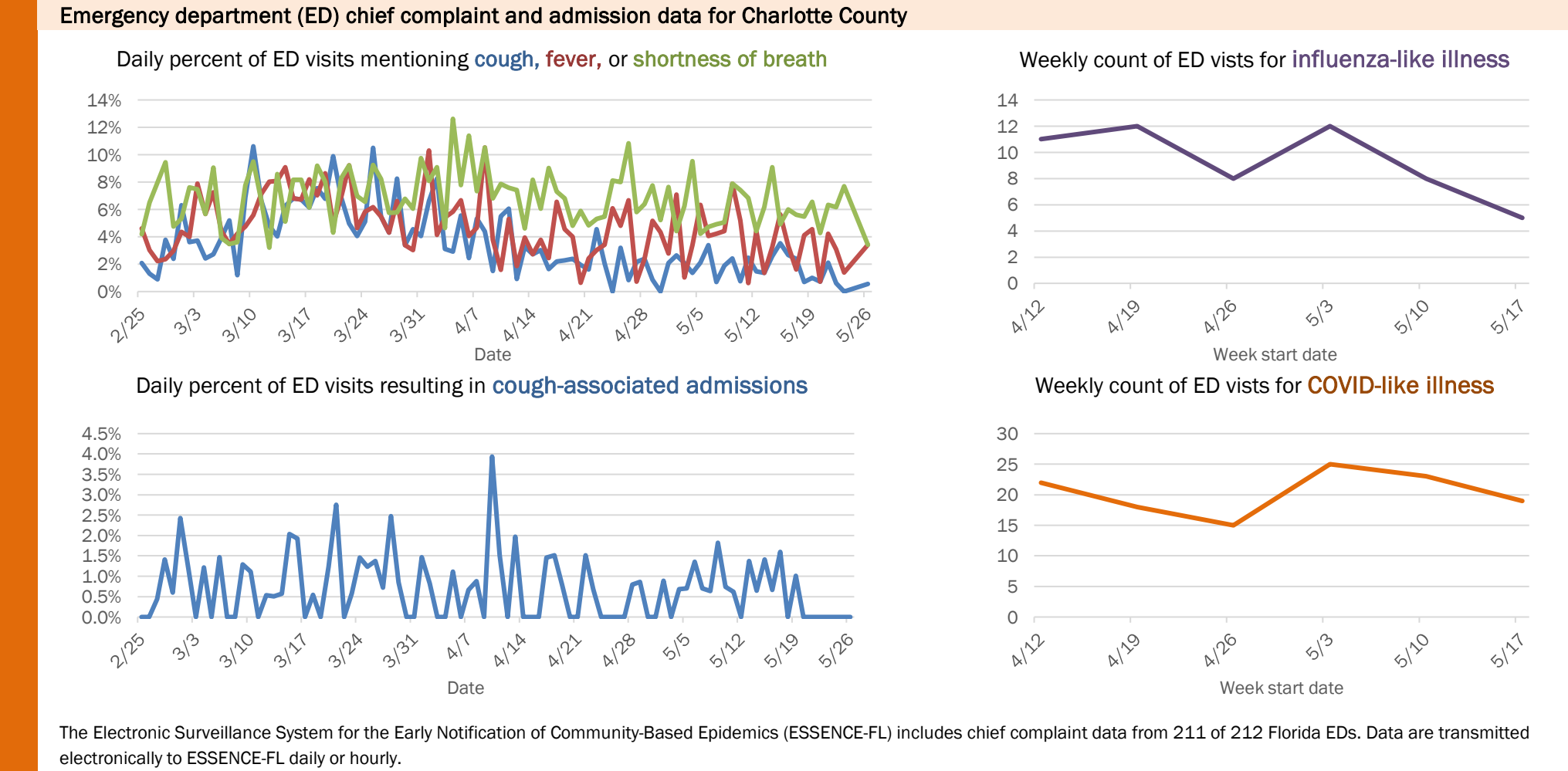
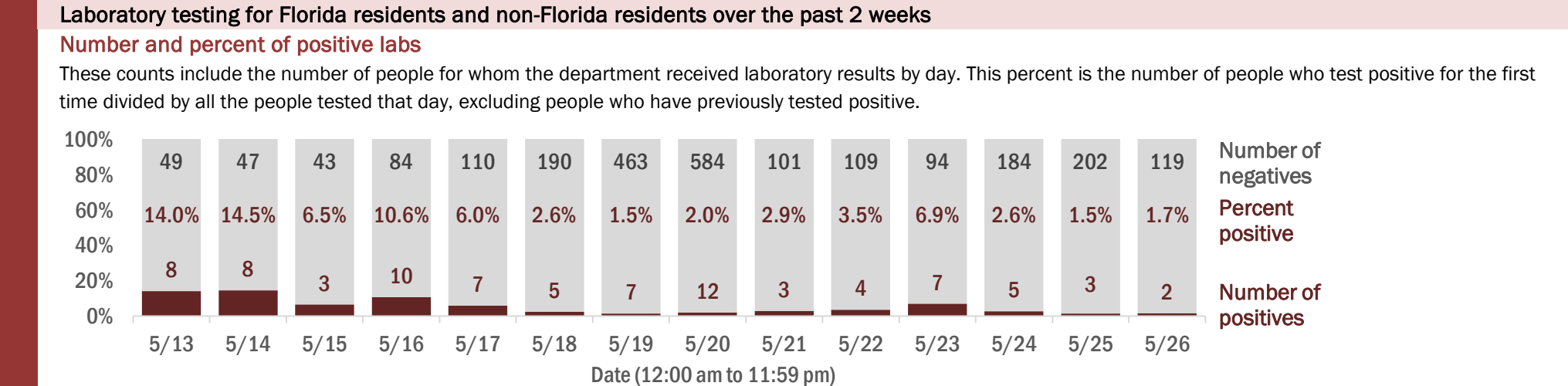
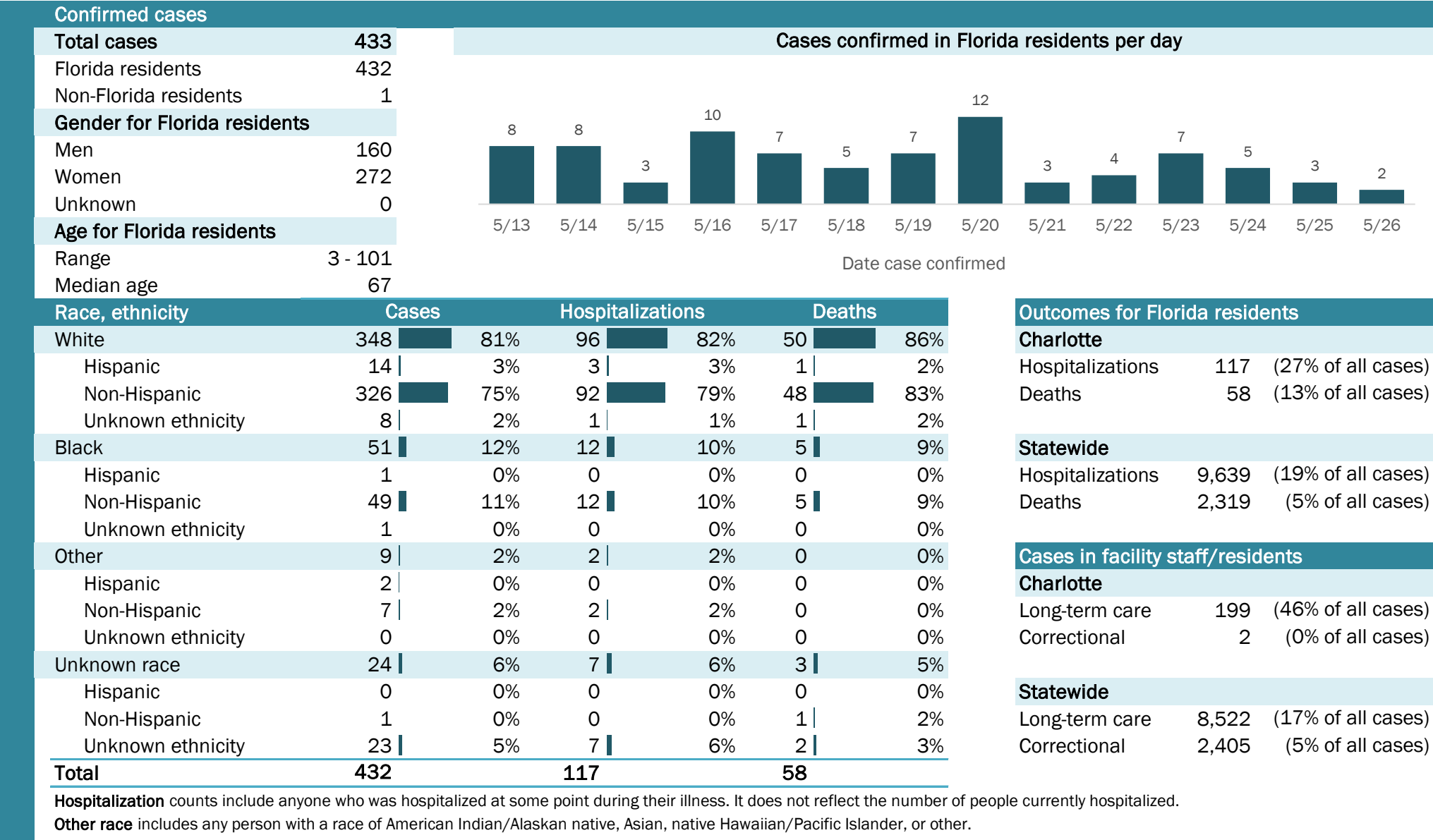


The Electronic Surveillance System for the Early Notification of Community-Based Epidemics (ESSENCE-FL) includes chief complaint data from 211 of 212 Florida EDs. Data are transmitted electronically to ESSENCE-FL daily or hourly.

Coronavirus: summary for Charlotte County

Data for May 27, 2020 (verified at 10 AM)

Data in this report are provisional and subject to change.



Coronavirus: summary for Citrus County

Data for May 27, 2020 (verified at 10 AM)

Data in this report are provisional and subject to change.

Confirmed cases

Total cases

119

Florida residents

119

Non-Florida residents

0

Gender for Florida residents

Men

61

Women

58

Unknown

0

Age for Florida residents

Range

0 - 97

Median age

60

Cases confirmed in Florida residents per day

1

5/13

1

5/14

2

5/16

1

5/18

2

5/19

3

5/21

1

5/24

Date case confirmed

Race, ethnicity	Cases	Hospitalizations	Deaths
White	8471%2991%12100%		
Hispanic	76%10%		
Non-Hispanic	7563%2888%12100%		
Unknown ethnicity	22%00%		
Black	11%00%		
Hispanic	00%00%		
Non-Hispanic	11%00%		
Unknown ethnicity	00%00%		
Other	108%00%		
Hispanic	43%00%		
Non-Hispanic	65%00%		
Unknown ethnicity	00%00%		
Unknown race	2420%39%00%		
Hispanic	33%00%		
Non-Hispanic	00%00%		
Unknown ethnicity	2118%39%00%		
Total	119	32	12

Hospitalization

counts include anyone who was hospitalized at some point during their illness. It does not reflect the number of people currently hospitalized.

Other race

includes any person with a race of American Indian/Alaskan native, Asian, native Hawaiian/Pacific Islander, or other.

Outcomes for Florida residents

Citrus

Hospitalizations

32

(27% of all cases)

Deaths

12

(10% of all cases)

Statewide

Hospitalizations

9,639

(19% of all cases)

Deaths

2,319

(5% of all cases)

Cases in facility staff/residents

Citrus

Long-term care

7

(6% of all cases)

Correctional

3

(3% of all cases)

Statewide

Long-term care

8,522

(17% of all cases)

Correctional

2,405

(5% of all cases)

Laboratory testing for Florida residents and non-Florida residents over the past 2 weeks

Number and percent of positive labs

These counts include the number of people for whom the department received laboratory results by day. This percent is the number of people who test positive for the first time divided by all the people tested that day, excluding people who have previously tested positive.

100%

80%

60%

40%

20%

0%

50

2.0%

1

5/13

53

1.9%

1

5/14

30

0.0%

0

5/15

147

1.3%

2

5/16

99

0.0%

0

5/17

193

0.5%

1

5/18

270

0.7%

2

5/19

217

0.0%

0

5/20

118

2.5%

3

5/21

151

0.0%

0

5/22

86

0.0%

0

5/23

256

0.4%

1

5/24

72

0.0%

0

5/25

97

0.0%

0

5/26

Number of negatives

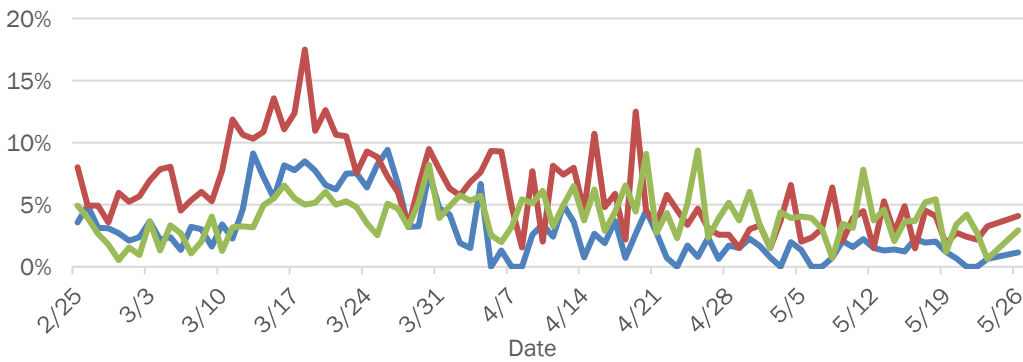
Percent positive

Number of positives

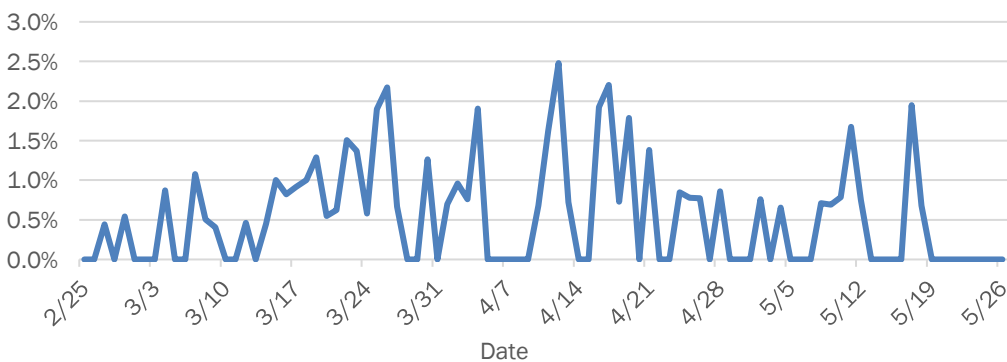
Date (12:00 am to 11:59 pm)

Emergency department (ED) chief complaint and admission data for Citrus County

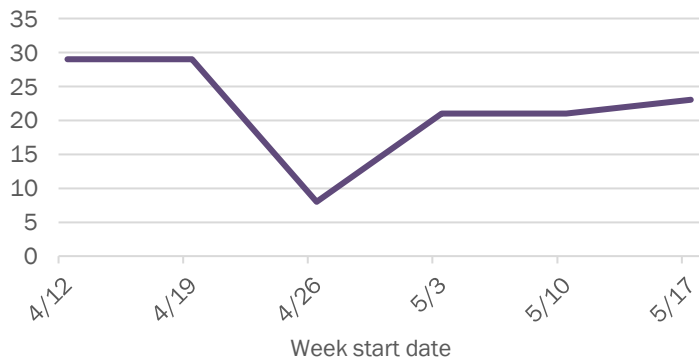
Daily percent of ED visits mentioning cough, fever, or shortness of breath



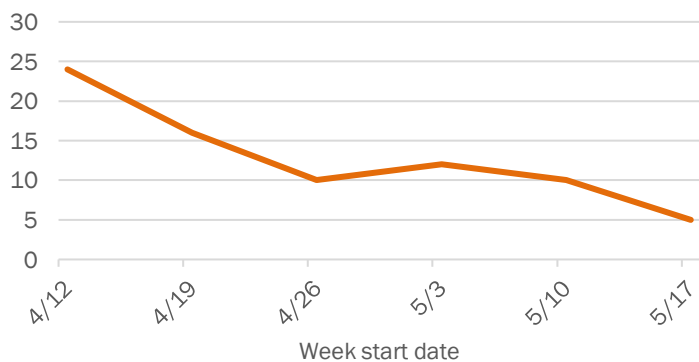
Daily percent of ED visits resulting in cough-associated admissions



Weekly count of ED vists for influenza-like illness



Weekly count of ED vists for COVID-like illness

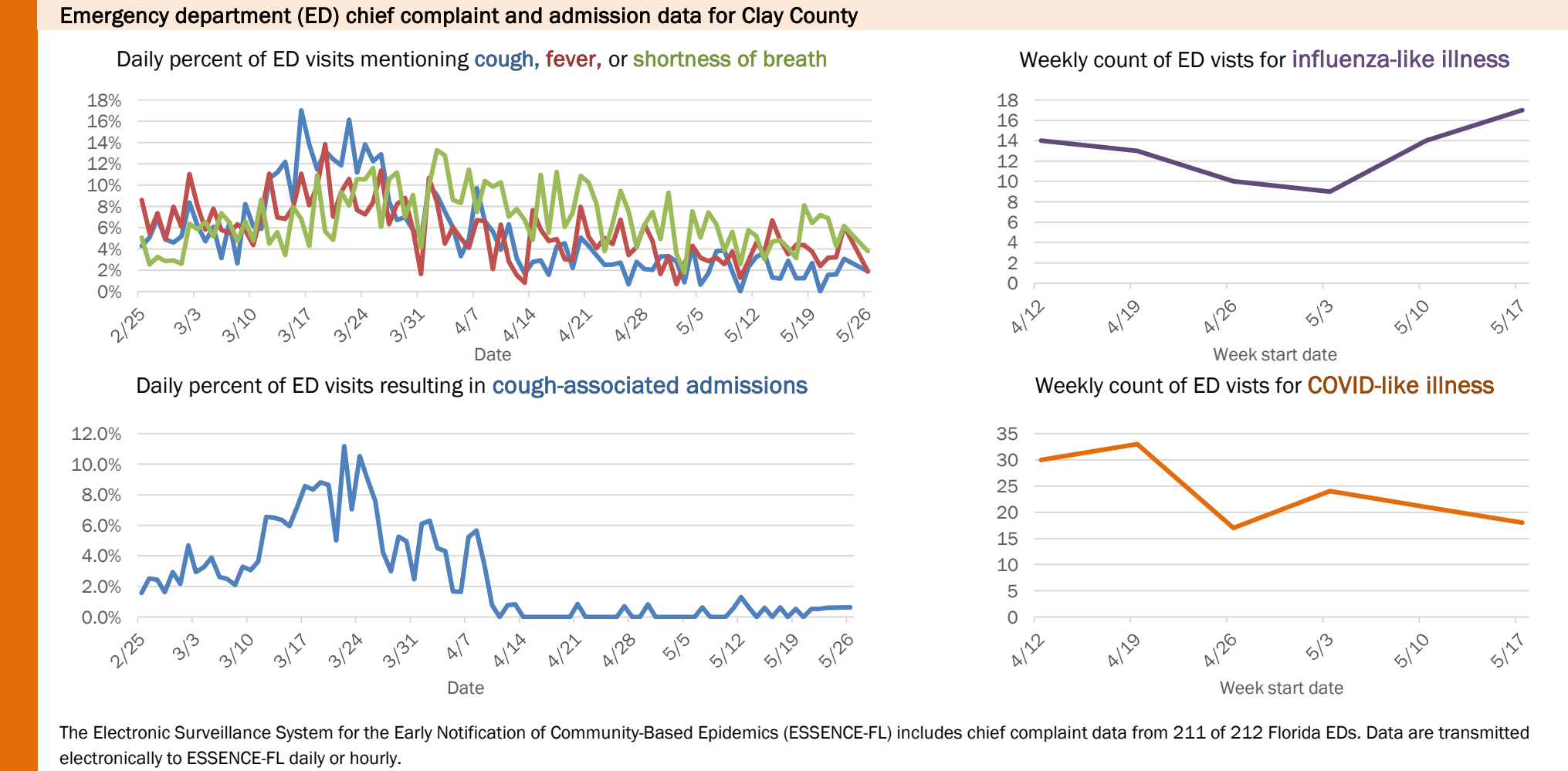
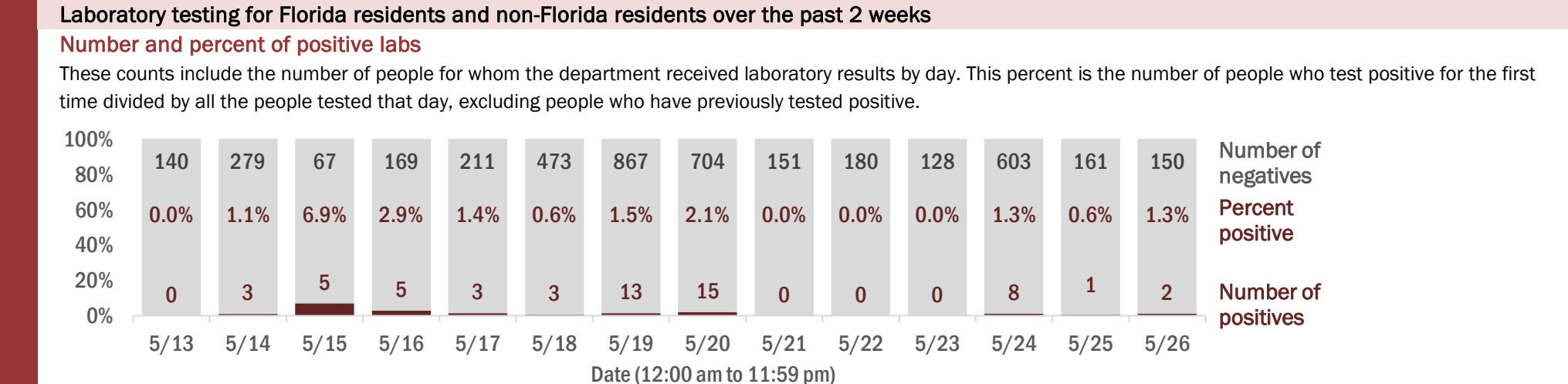
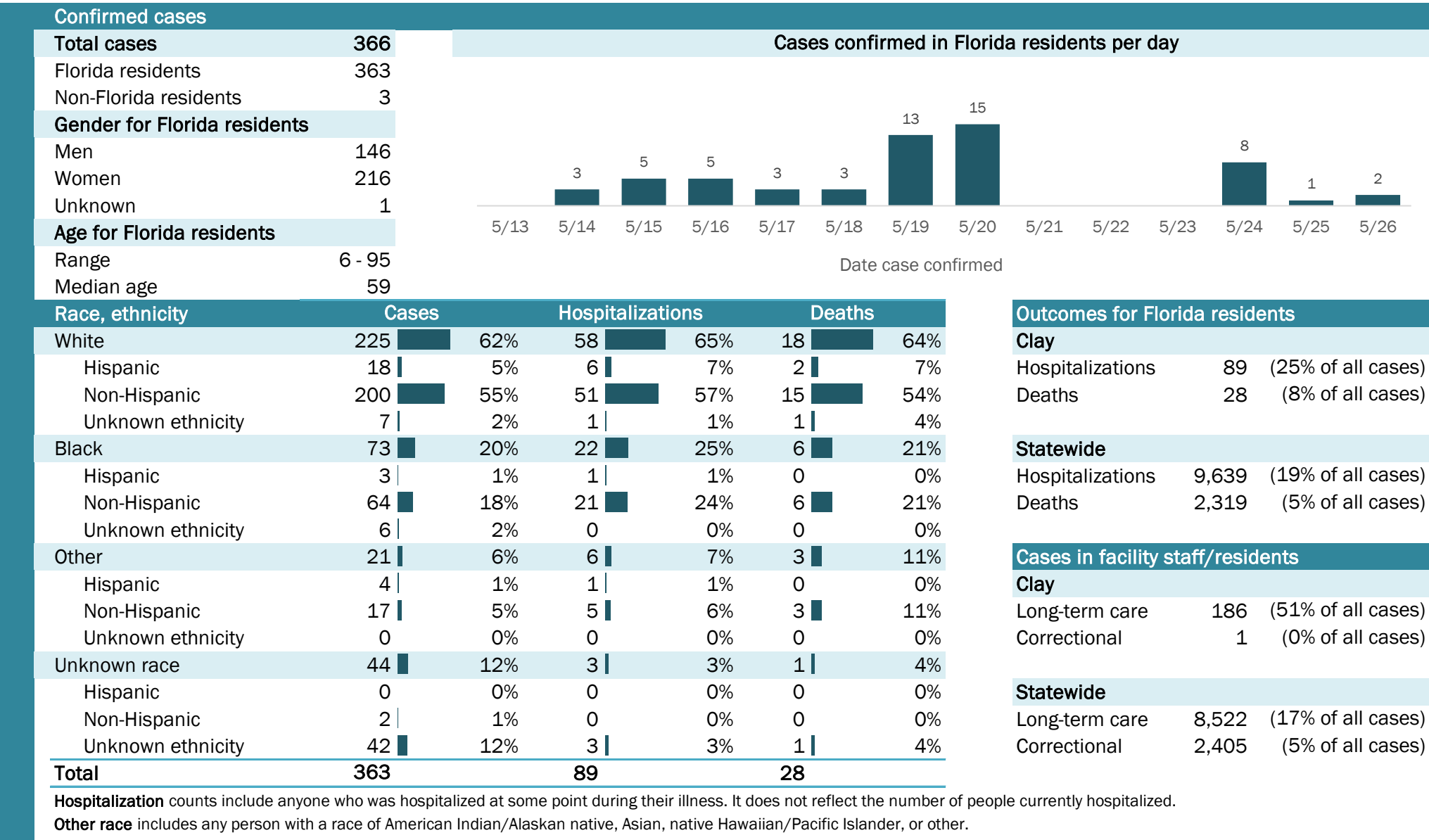


The Electronic Surveillance System for the Early Notification of Community-Based Epidemics (ESSENCE-FL) includes chief complaint data from 211 of 212 Florida EDs. Data are transmitted electronically to ESSENCE-FL daily or hourly.

Coronavirus: summary for Clay County

Data for May 27, 2020 (verified at 10 AM)

Data in this report are provisional and subject to change.

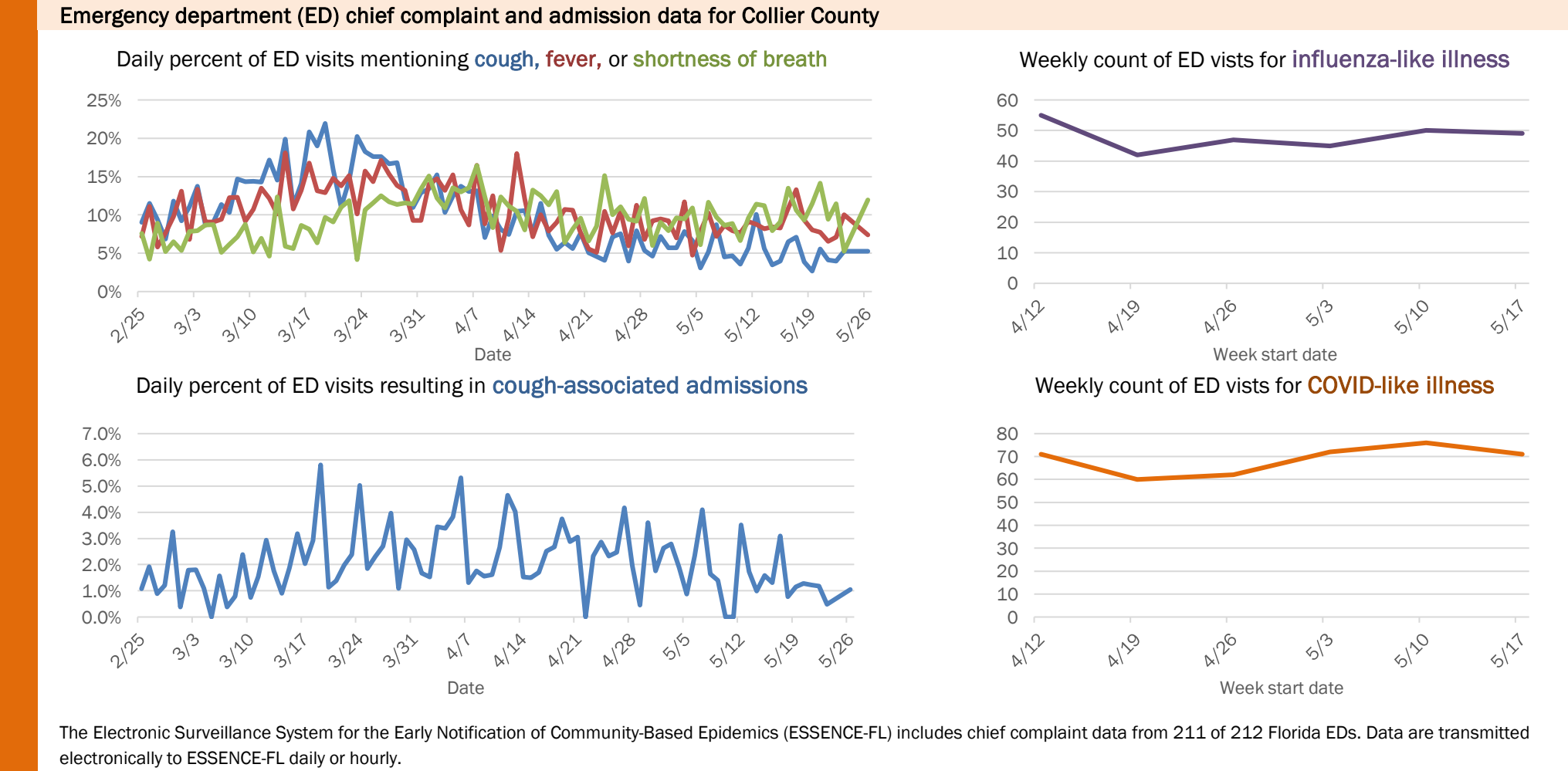
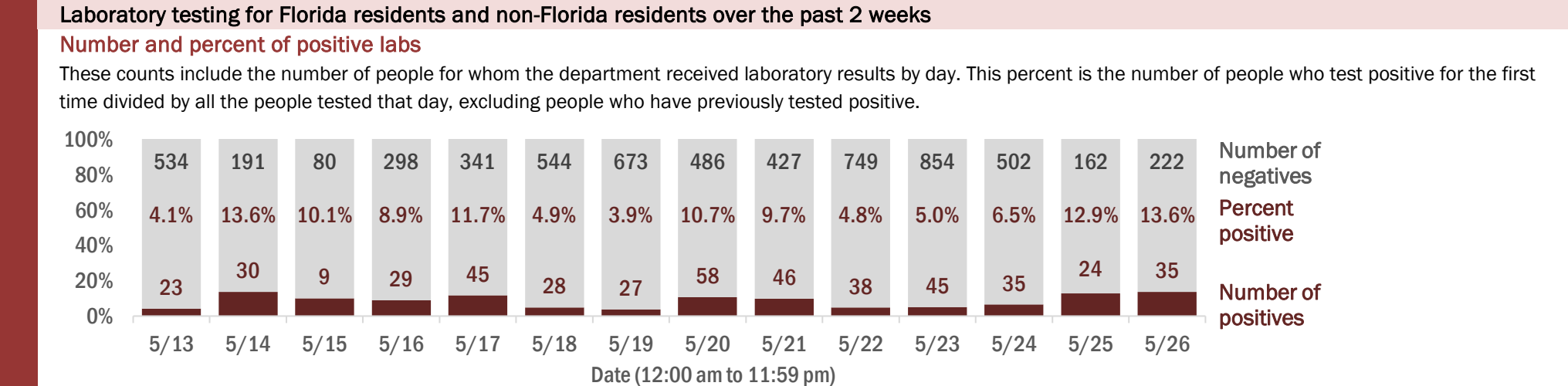
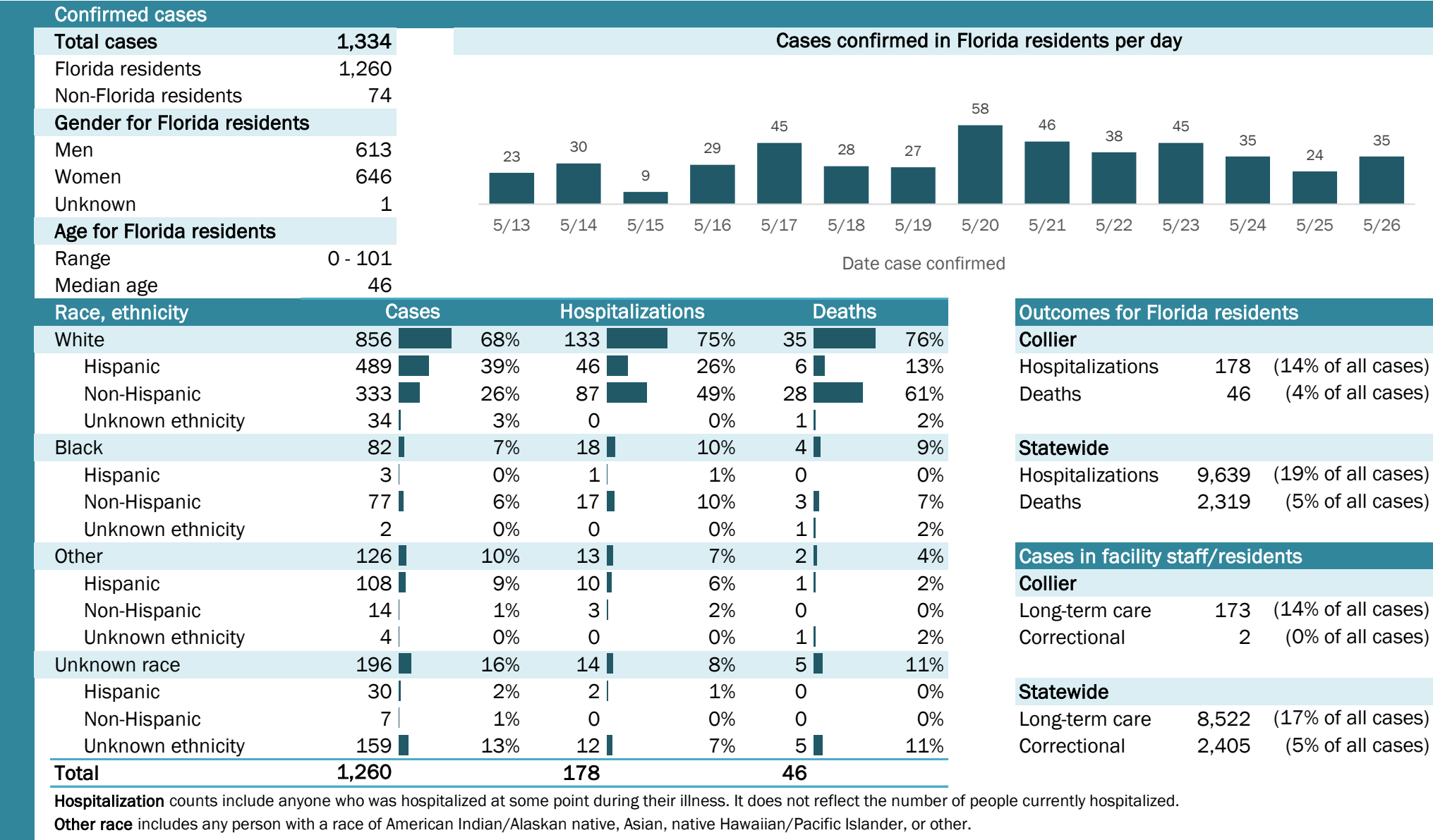


The Electronic Surveillance System for the Early Notification of Community-Based Epidemics (ESSENCE-FL) includes chief complaint data from 211 of 212 Florida EDs. Data are transmitted electronically to ESSENCE-FL daily or hourly.

Coronavirus: summary for Collier County

Data for May 27, 2020 (verified at 10 AM)

Data in this report are provisional and subject to change.

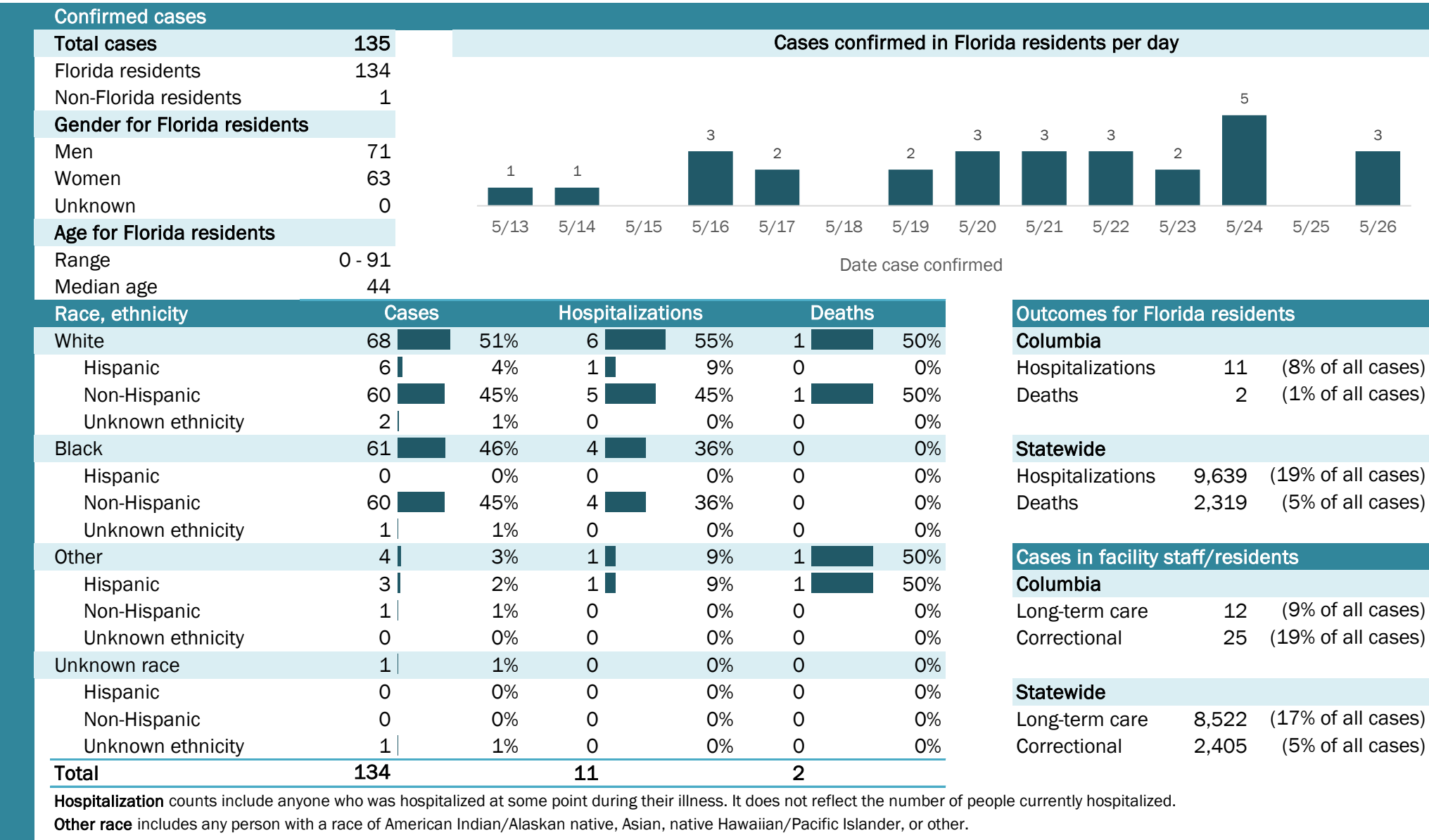


The Electronic Surveillance System for the Early Notification of Community-Based Epidemics (ESSENCE-FL) includes chief complaint data from 211 of 212 Florida EDs. Data are transmitted electronically to ESSENCE-FL daily or hourly.

Coronavirus: summary for Columbia County

Data for May 27, 2020 (verified at 10 AM)

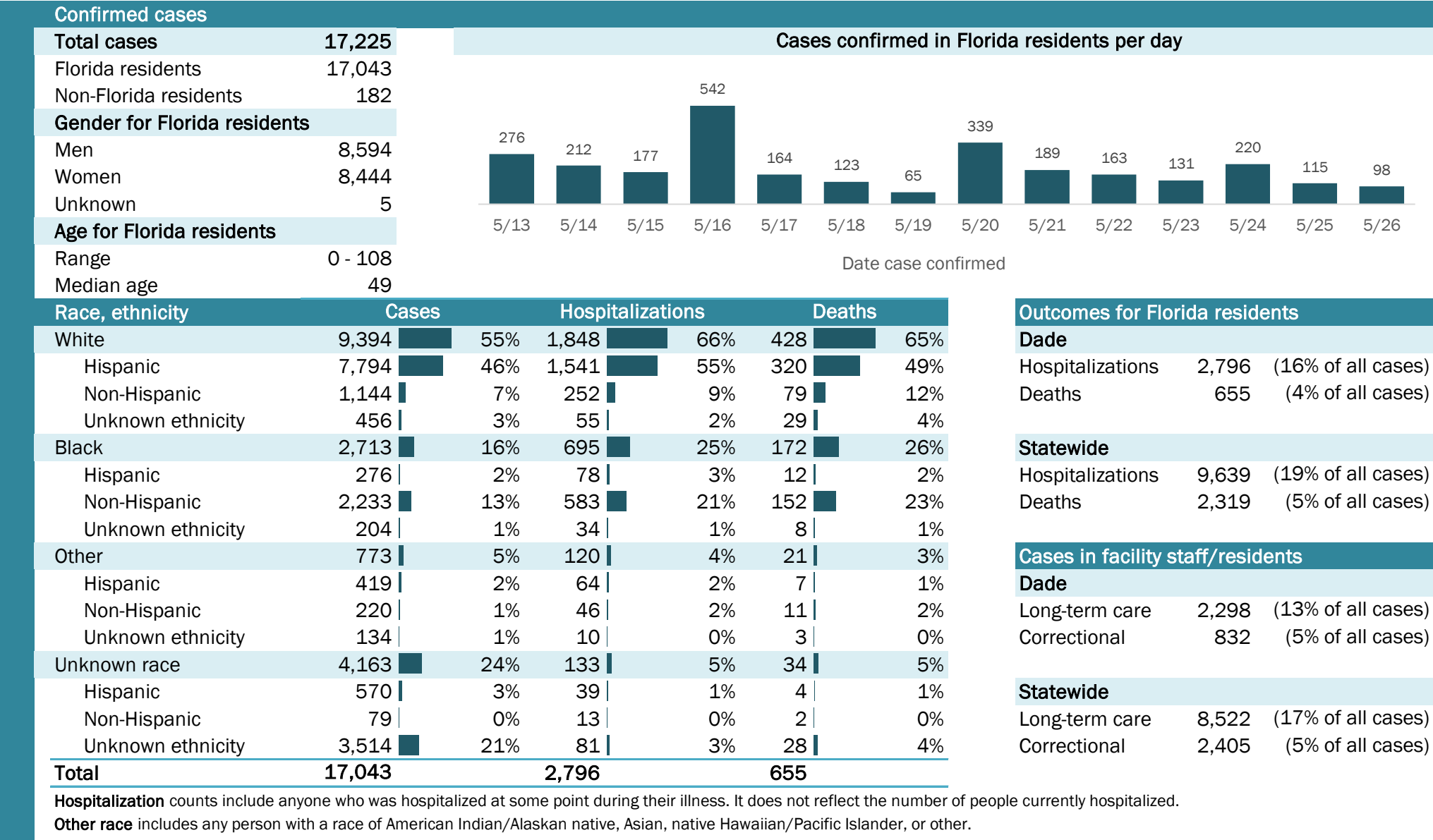
Data in this report are provisional and subject to change.



Coronavirus: summary for Dade County

Data for May 27, 2020 (verified at 10 AM)

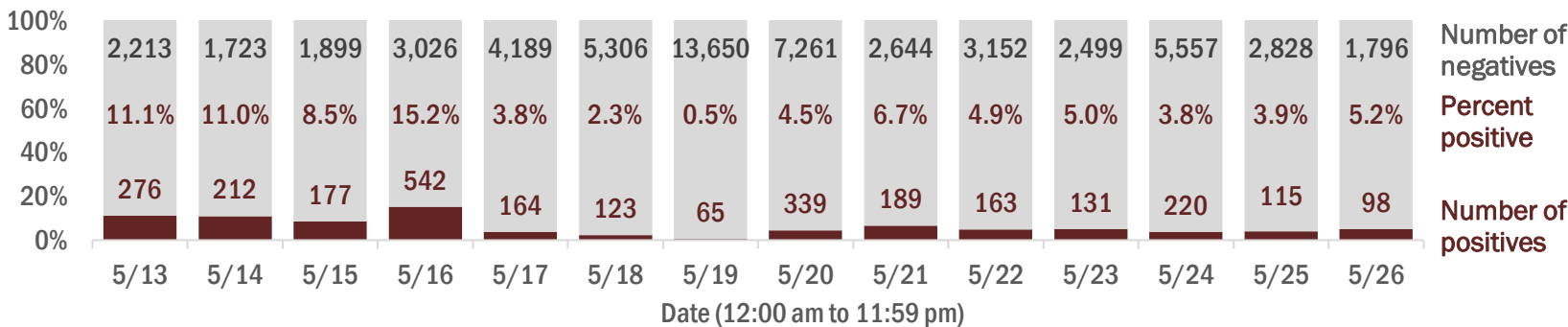
Data in this report are provisional and subject to change.



Laboratory testing for Florida residents and non-Florida residents over the past 2 weeks

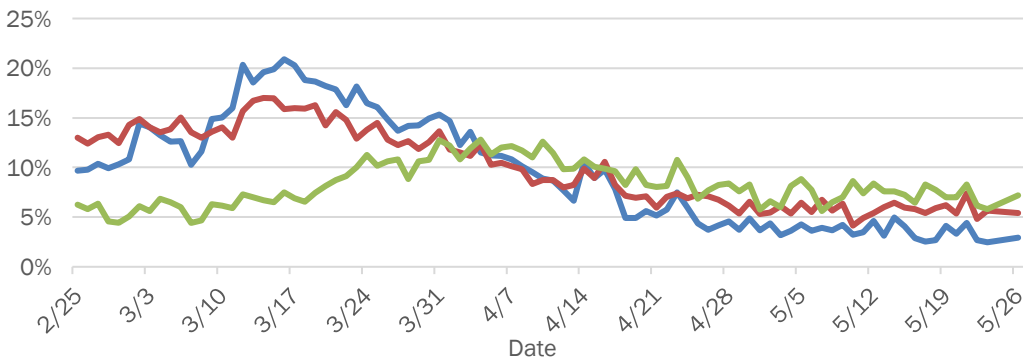
Number and percent of positive labs

These counts include the number of people for whom the department received laboratory results by day. This percent is the number of people who test positive for the first time divided by all the people tested that day, excluding people who have previously tested positive.

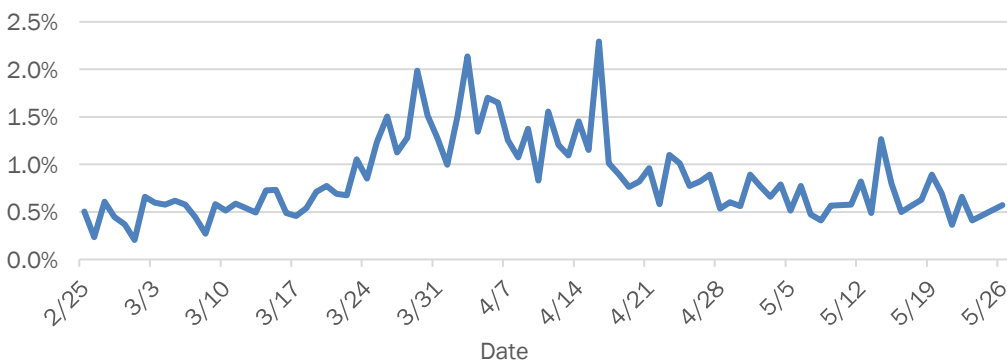


Emergency department (ED) chief complaint and admission data for Dade County

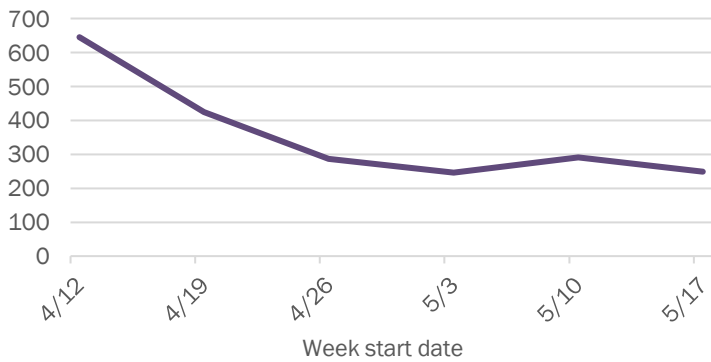
Daily percent of ED visits mentioning cough, fever, or shortness of breath



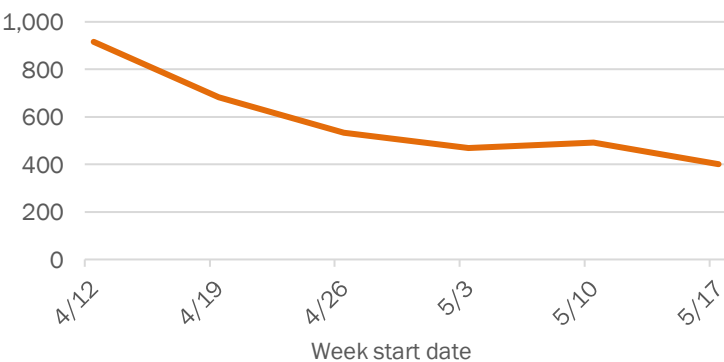
Daily percent of ED visits resulting in cough-associated admissions



Weekly count of ED visits for influenza-like illness



Weekly count of ED visits for COVID-like illness

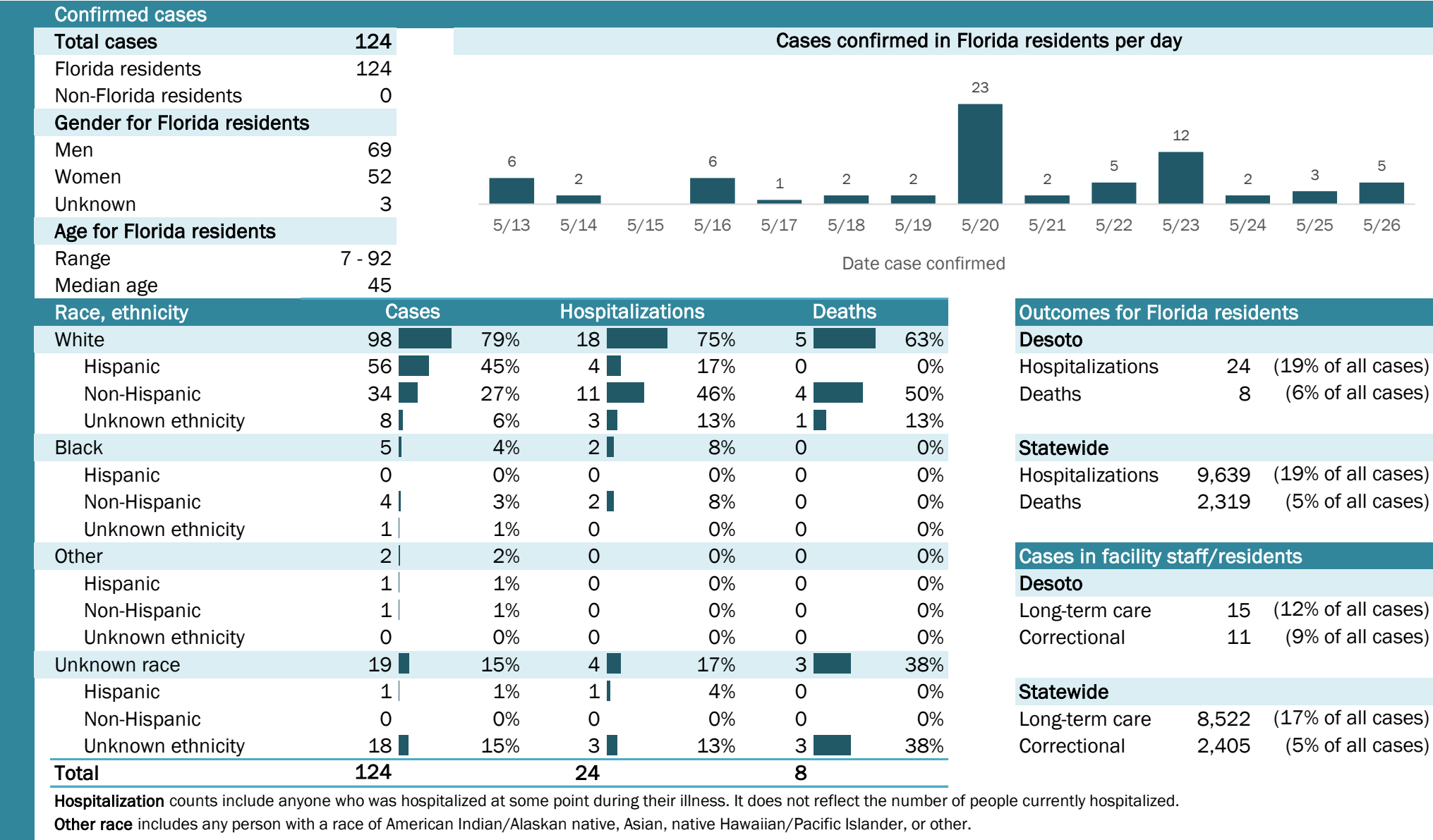


The Electronic Surveillance System for the Early Notification of Community-Based Epidemics (ESSENCE-FL) includes chief complaint data from 211 of 212 Florida EDs. Data are transmitted electronically to ESSENCE-FL daily or hourly.

Coronavirus: summary for Desoto County

Data for May 27, 2020 (verified at 10 AM)

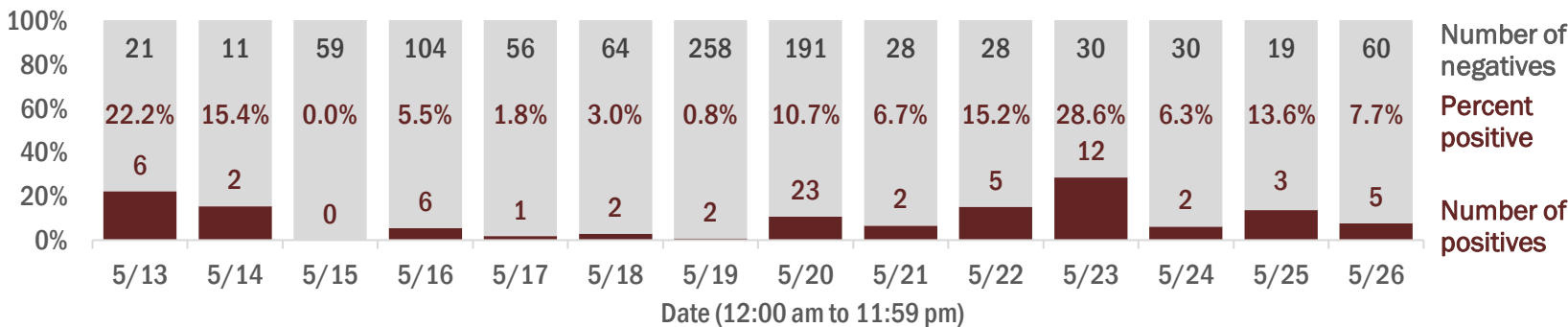
Data in this report are provisional and subject to change.



Laboratory testing for Florida residents and non-Florida residents over the past 2 weeks

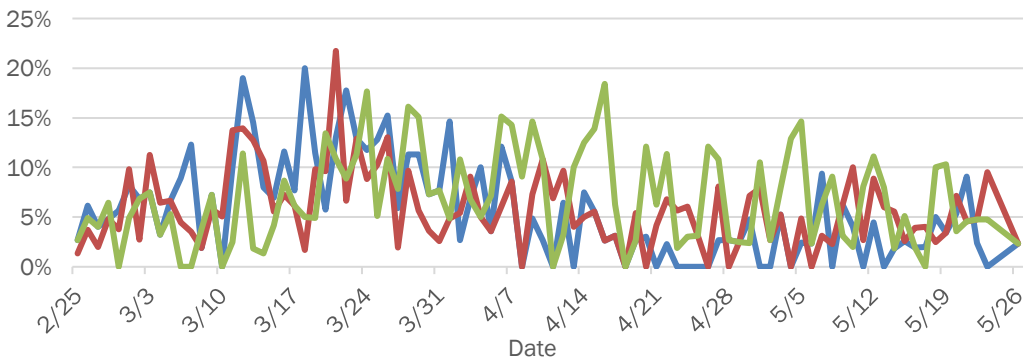
Number and percent of positive labs

These counts include the number of people for whom the department received laboratory results by day. This percent is the number of people who test positive for the first time divided by all the people tested that day, excluding people who have previously tested positive.

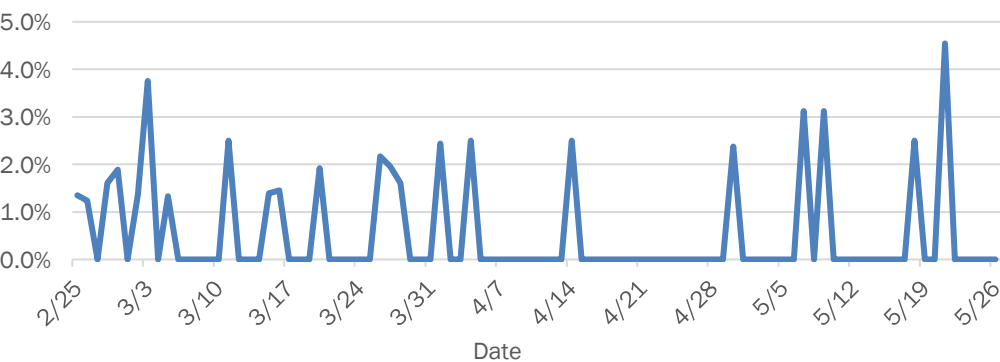


Emergency department (ED) chief complaint and admission data for Desoto County

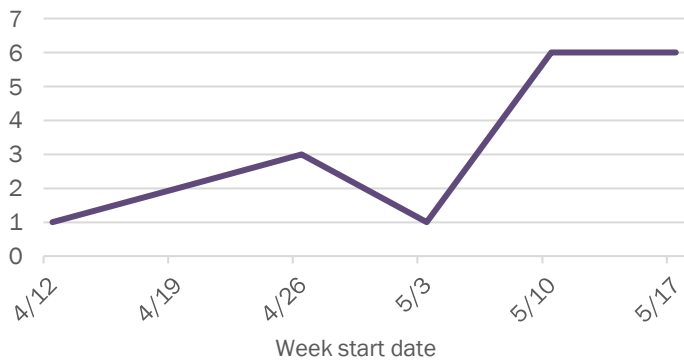
Daily percent of ED visits mentioning cough, fever, or shortness of breath



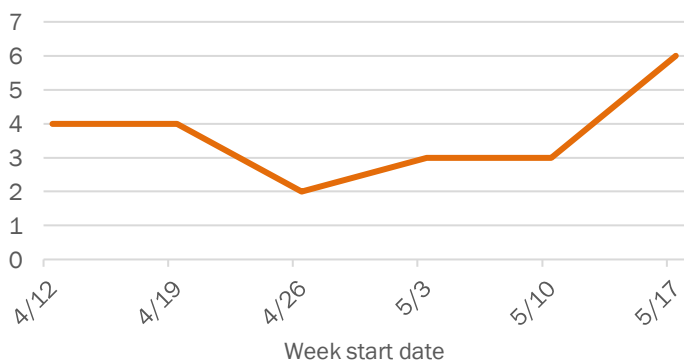
Daily percent of ED visits resulting in cough-associated admissions



Weekly count of ED visits for influenza-like illness



Weekly count of ED visits for COVID-like illness

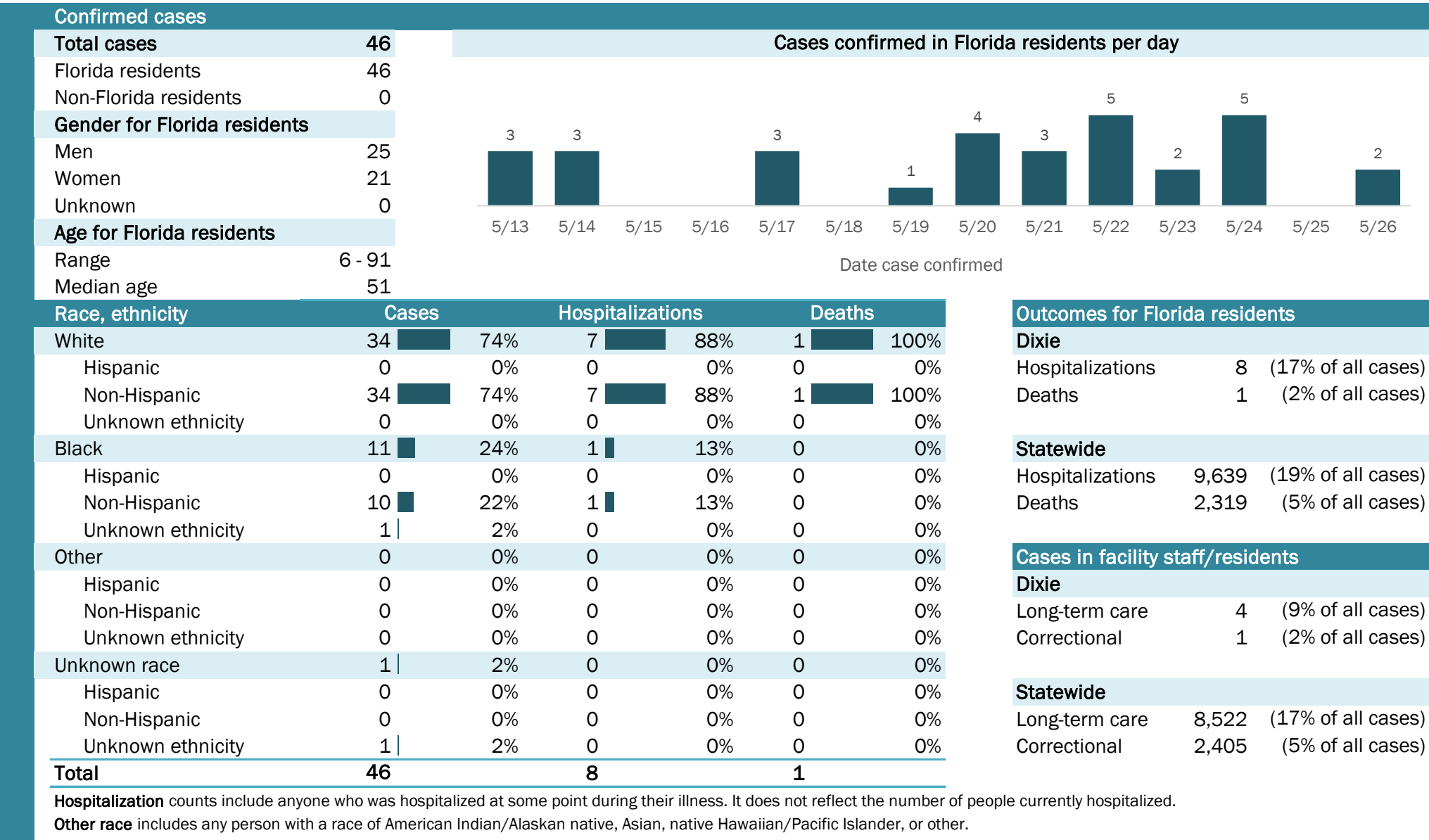


The Electronic Surveillance System for the Early Notification of Community-Based Epidemics (ESSENCE-FL) includes chief complaint data from 211 of 212 Florida EDs. Data are transmitted electronically to ESSENCE-FL daily or hourly.

Coronavirus: summary for Dixie County

Data for May 27, 2020 (verified at 10 AM)

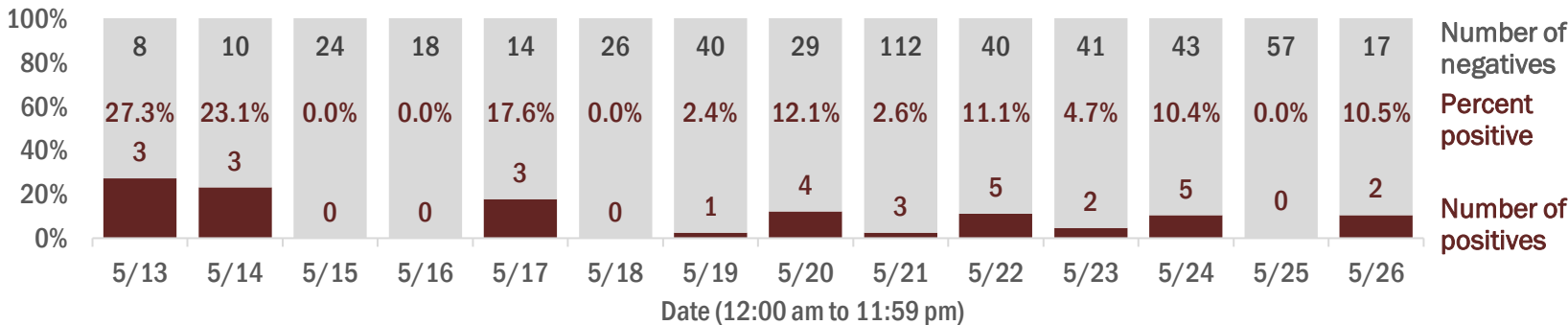
Data in this report are provisional and subject to change.



Laboratory testing for Florida residents and non-Florida residents over the past 2 weeks

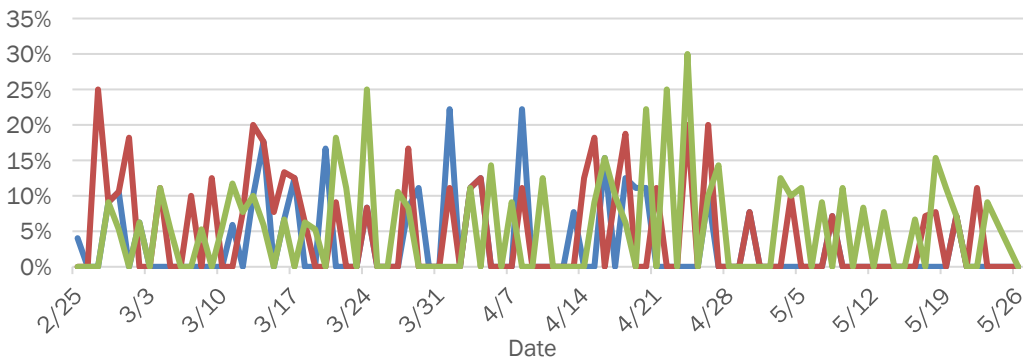
Number and percent of positive labs

These counts include the number of people for whom the department received laboratory results by day. This percent is the number of people who test positive for the first time divided by all the people tested that day, excluding people who have previously tested positive.

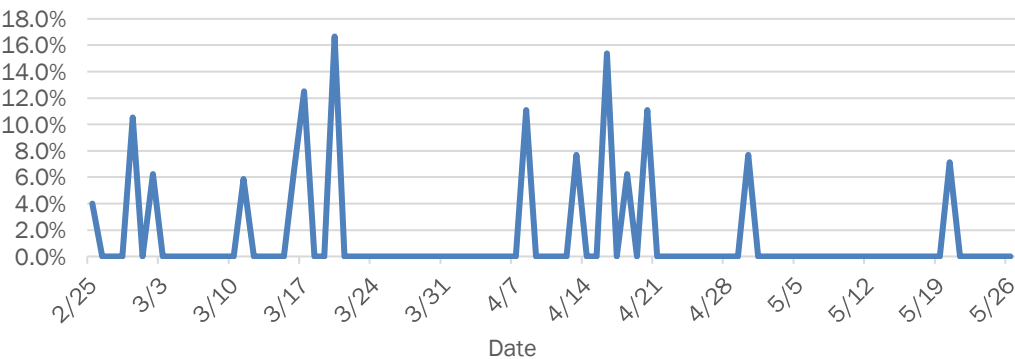


Emergency department (ED) chief complaint and admission data for Dixie County

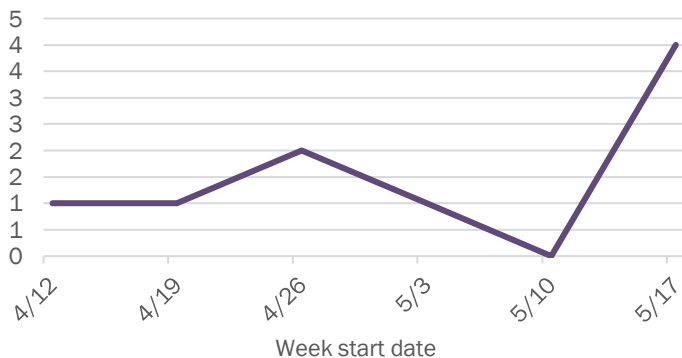
Daily percent of ED visits mentioning cough, fever, or shortness of breath



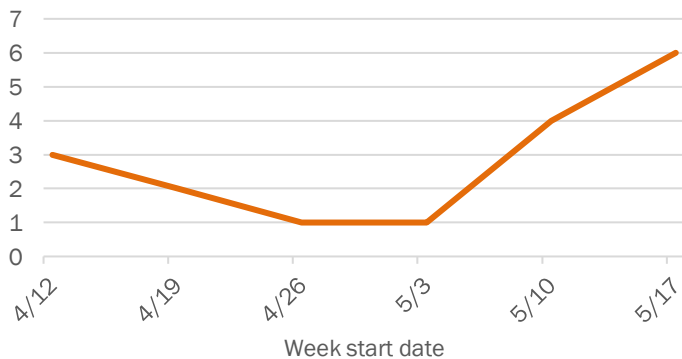
Daily percent of ED visits resulting in cough-associated admissions



Weekly count of ED visits for influenza-like illness



Weekly count of ED visits for COVID-like illness

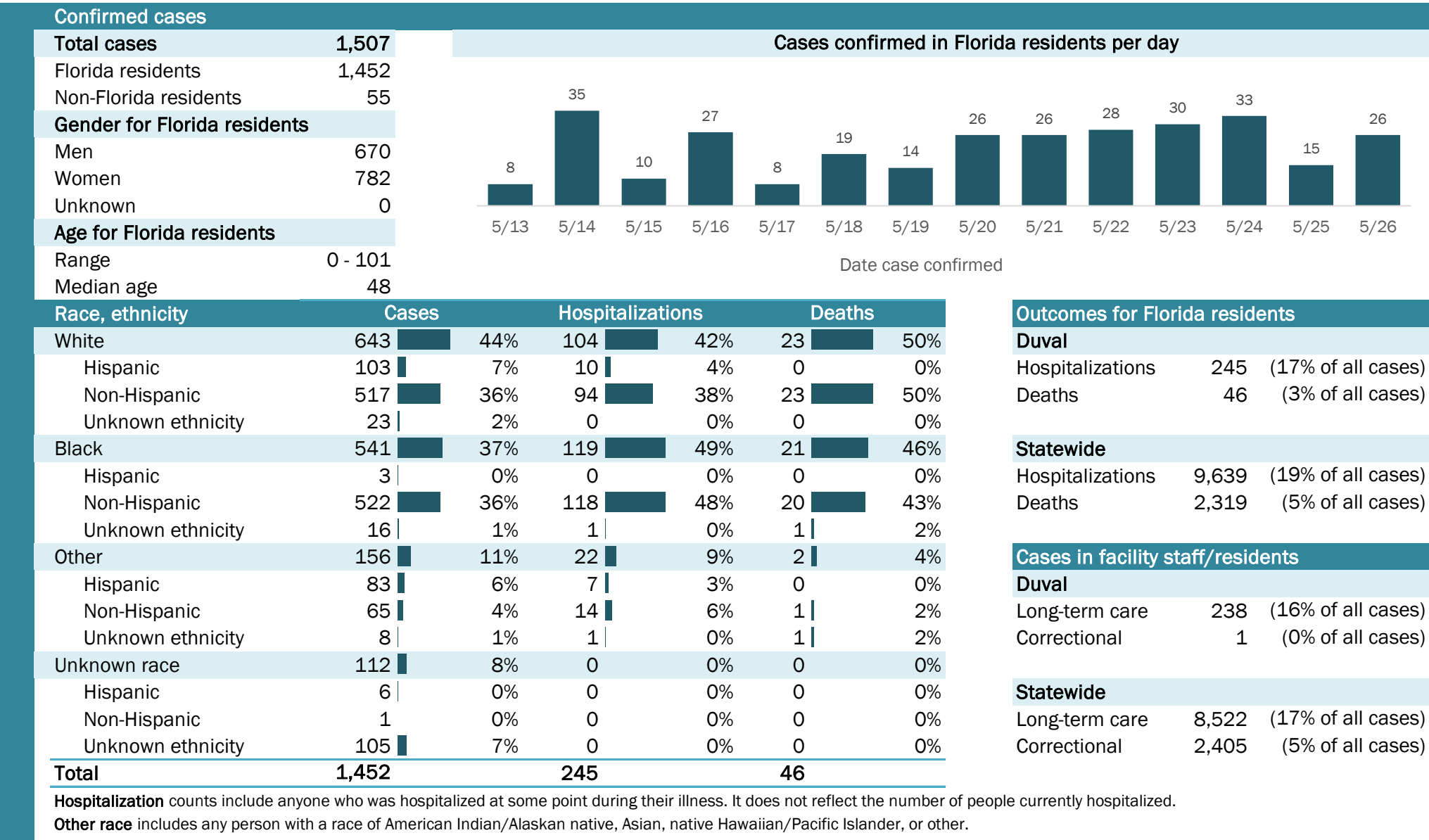


The Electronic Surveillance System for the Early Notification of Community-Based Epidemics (ESSENCE-FL) includes chief complaint data from 211 of 212 Florida EDs. Data are transmitted electronically to ESSENCE-FL daily or hourly.

Coronavirus: summary for Duval County

Data for May 27, 2020 (verified at 10 AM)

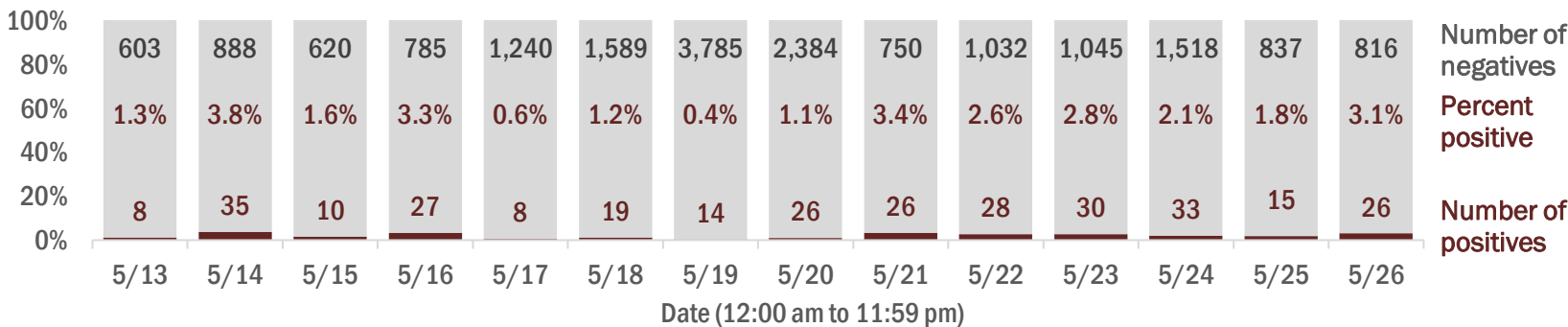
Data in this report are provisional and subject to change.



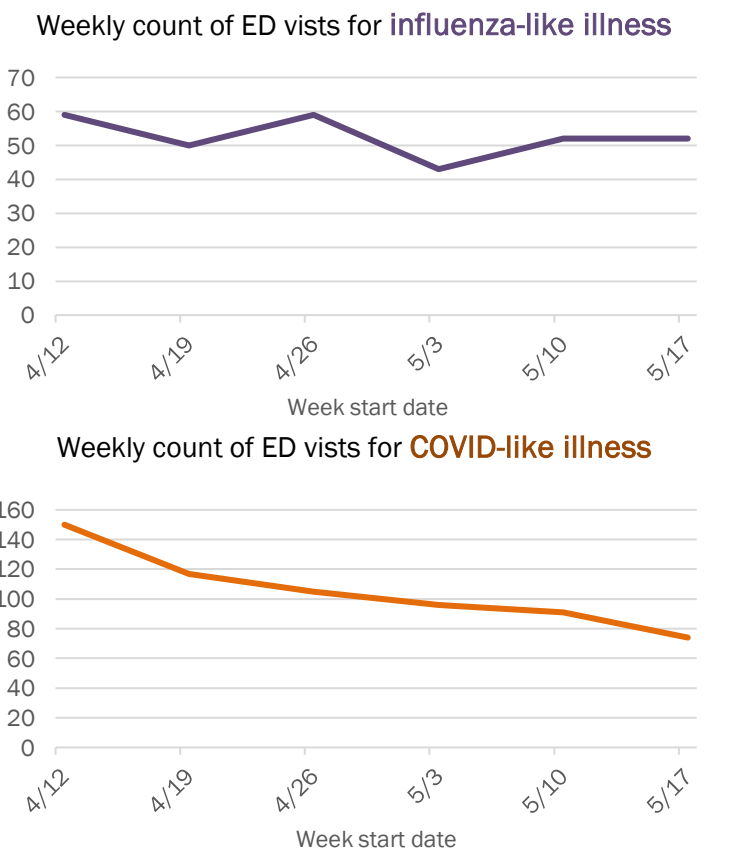
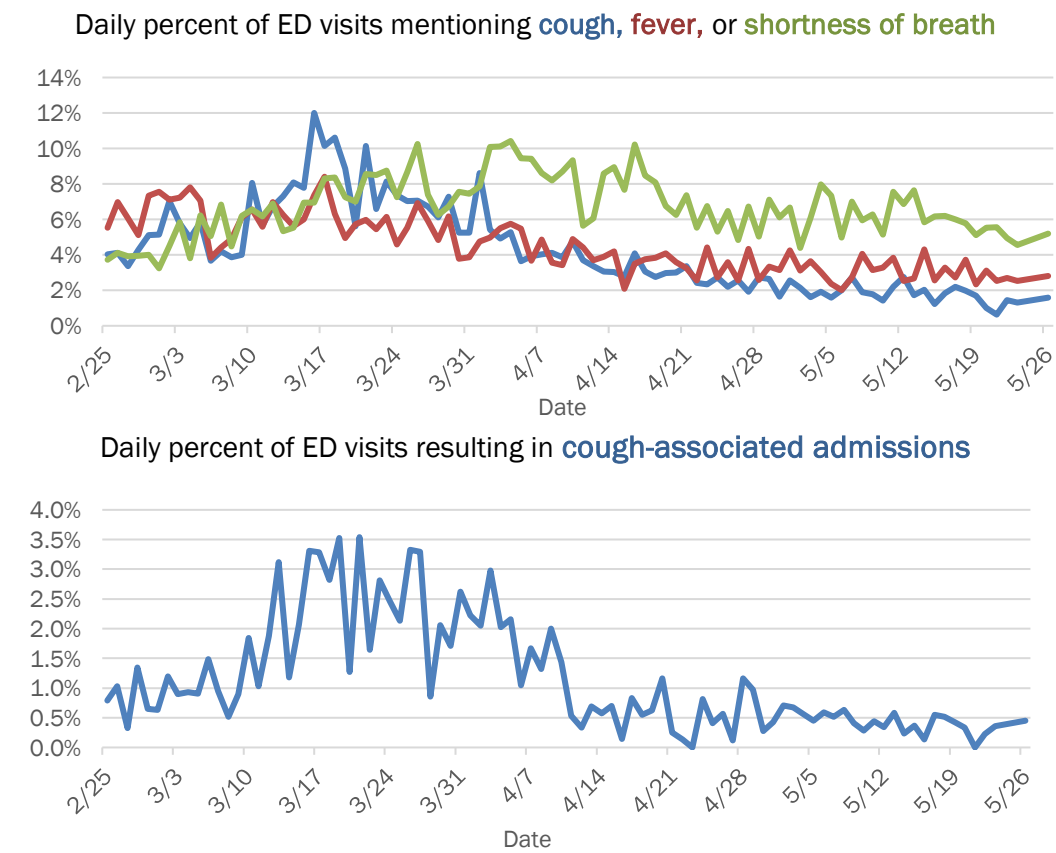
Laboratory testing for Florida residents and non-Florida residents over the past 2 weeks

Number and percent of positive labs

These counts include the number of people for whom the department received laboratory results by day. This percent is the number of people who test positive for the first time divided by all the people tested that day, excluding people who have previously tested positive.



Emergency department (ED) chief complaint and admission data for Duval County

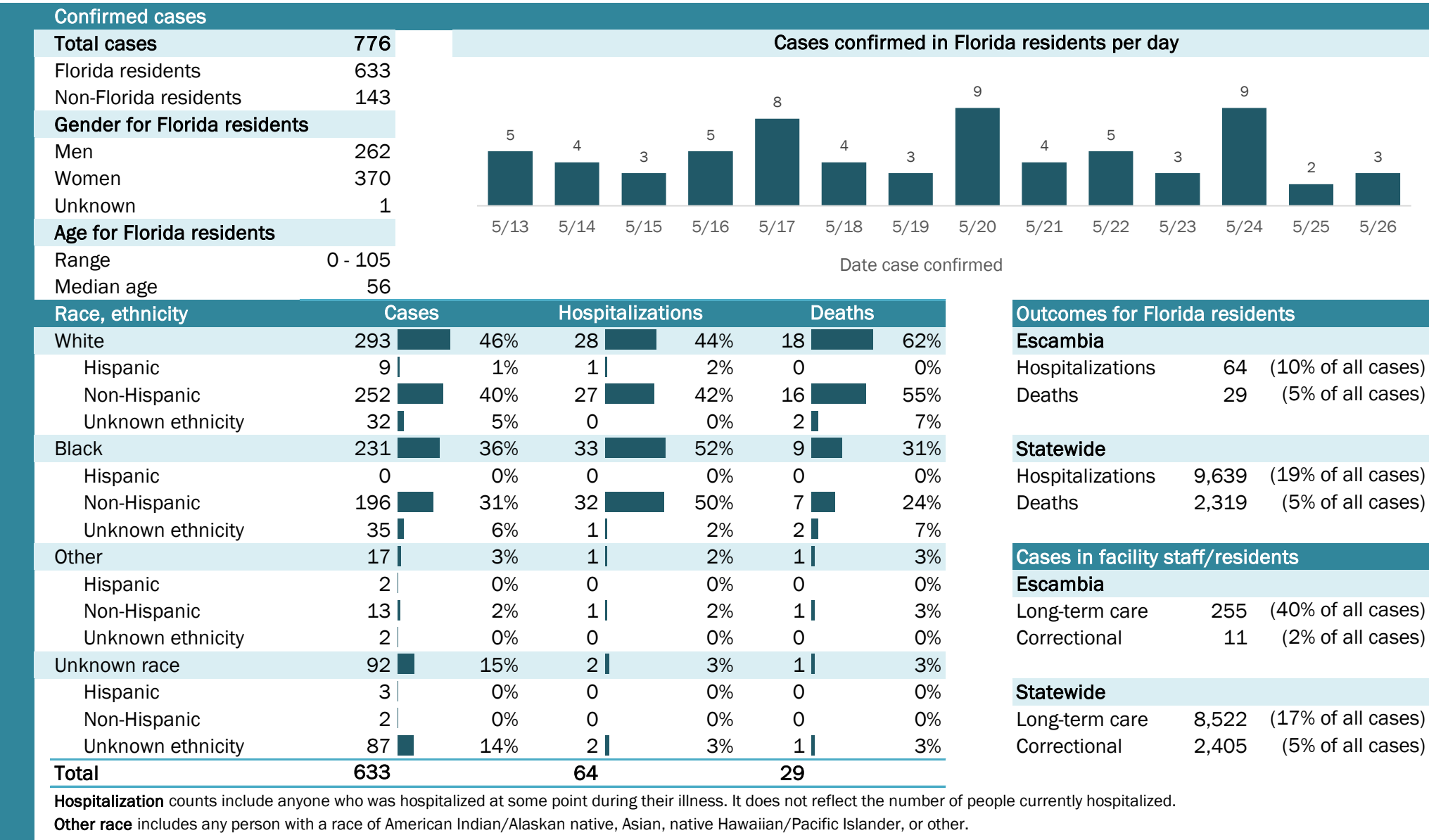


The Electronic Surveillance System for the Early Notification of Community-Based Epidemics (ESSENCE-FL) includes chief complaint data from 211 of 212 Florida EDs. Data are transmitted electronically to ESSENCE-FL daily or hourly.

Coronavirus: summary for Escambia County

Data for May 27, 2020 (verified at 10 AM)

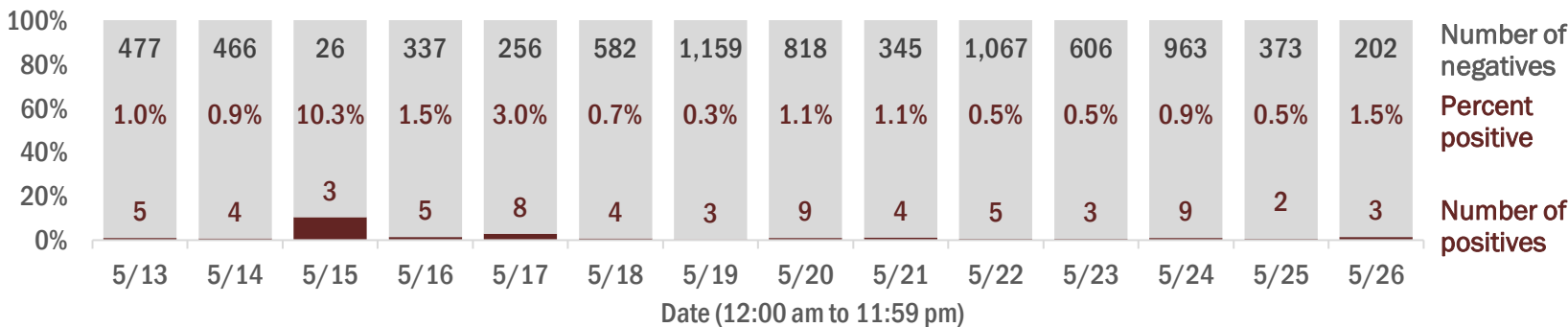
Data in this report are provisional and subject to change.



Laboratory testing for Florida residents and non-Florida residents over the past 2 weeks

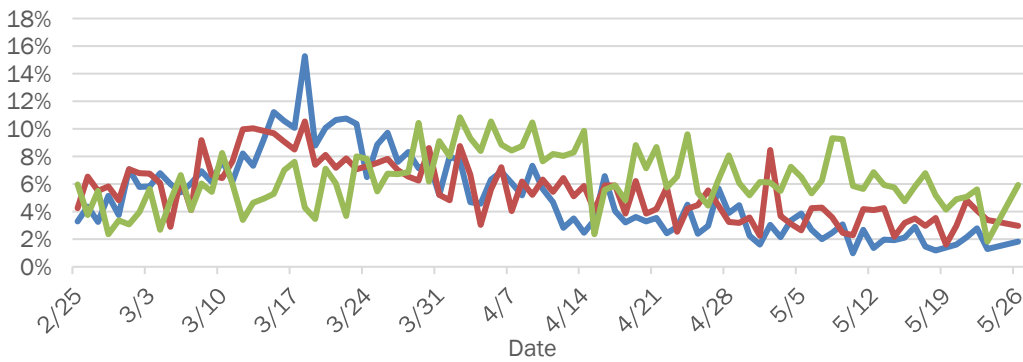
Number and percent of positive labs

These counts include the number of people for whom the department received laboratory results by day. This percent is the number of people who test positive for the first time divided by all the people tested that day, excluding people who have previously tested positive.

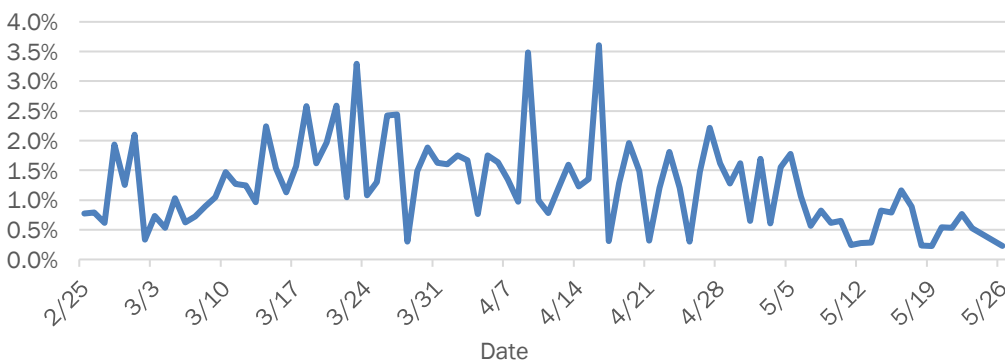


Emergency department (ED) chief complaint and admission data for Escambia County

Daily percent of ED visits mentioning cough, fever, or shortness of breath



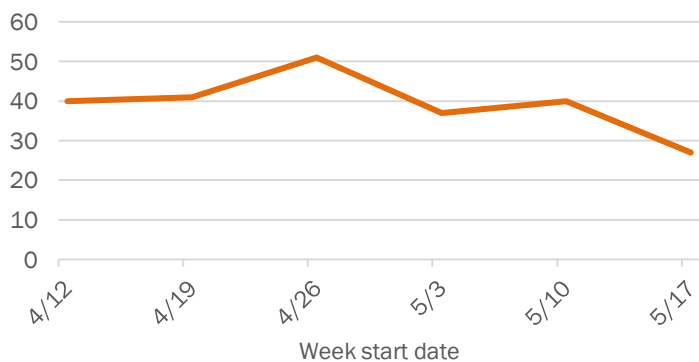
Daily percent of ED visits resulting in cough-associated admissions



Weekly count of ED visits for influenza-like illness



Weekly count of ED visits for COVID-like illness

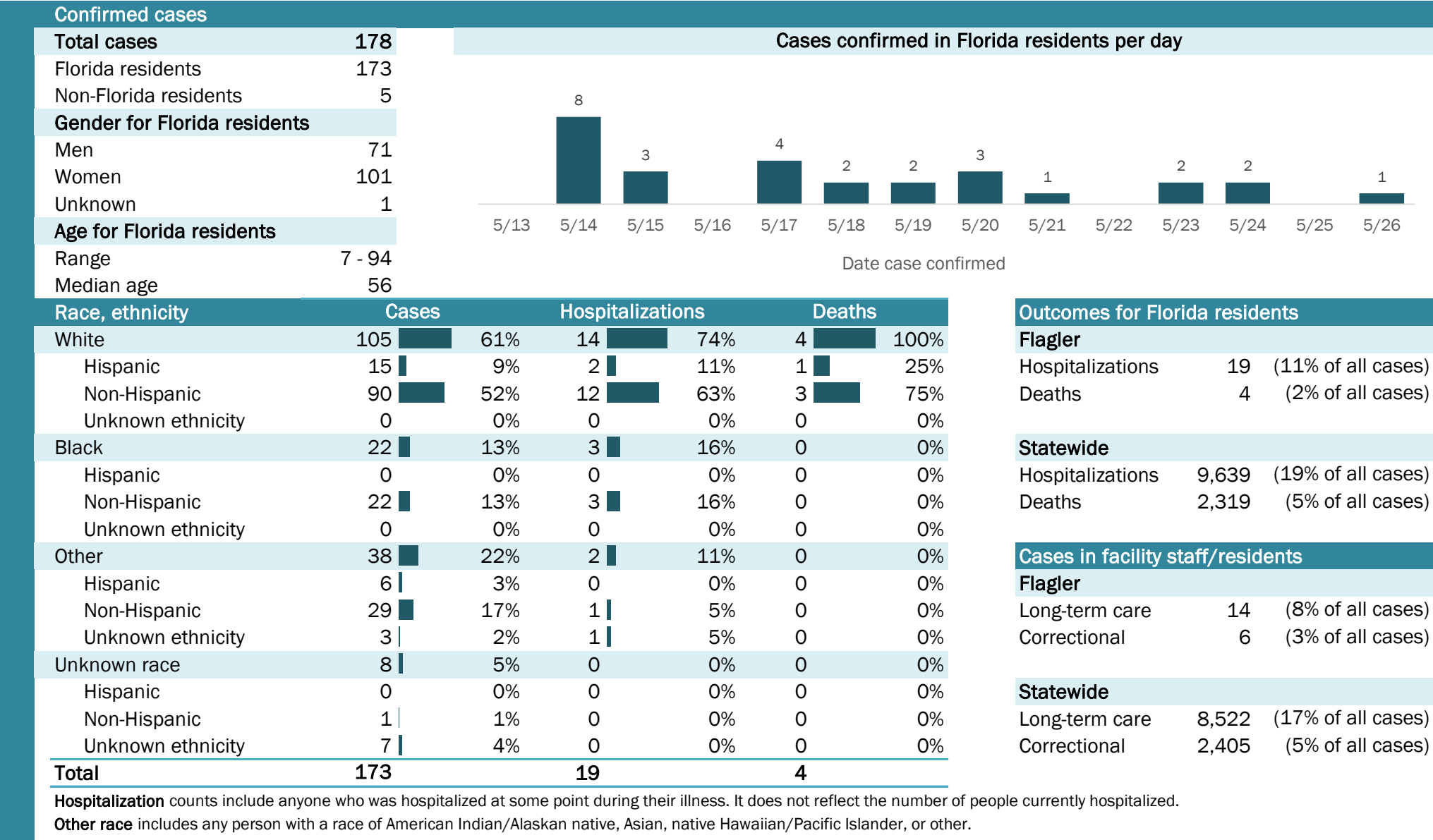


The Electronic Surveillance System for the Early Notification of Community-Based Epidemics (ESSENCE-FL) includes chief complaint data from 211 of 212 Florida EDs. Data are transmitted electronically to ESSENCE-FL daily or hourly.

Coronavirus: summary for Flagler County

Data for May 27, 2020 (verified at 10 AM)

Data in this report are provisional and subject to change.



Coronavirus: summary for Franklin County

Data for May 27, 2020 (verified at 10 AM)

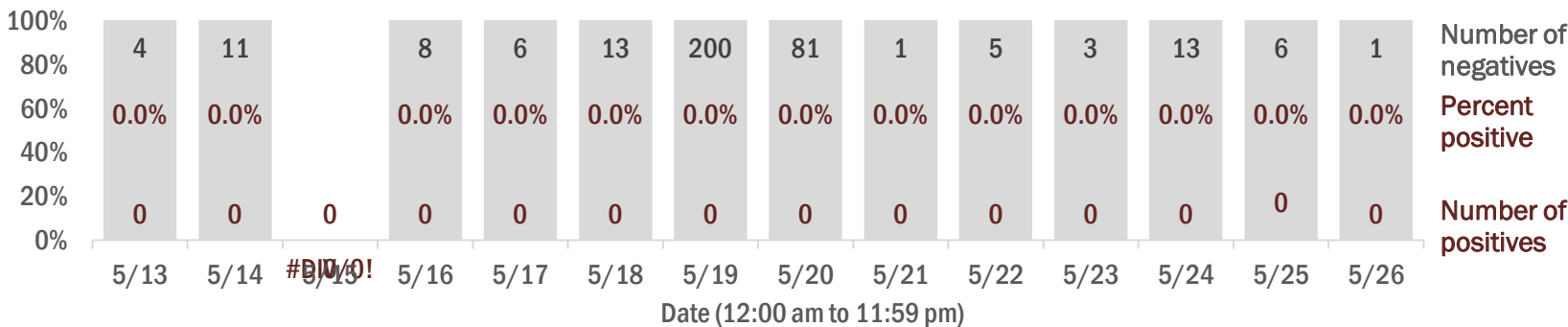
Data in this report are provisional and subject to change.

Confirmed cases																	
Total cases	2	Cases confirmed in Florida residents per day															
Florida residents	1																
Non-Florida residents	1																
Gender for Florida residents																	
Men	0																
Women	1																
Unknown	0																
Age for Florida residents		5/13	5/14	5/15	5/16	5/17	5/18	5/19	5/20	5/21	5/22	5/23	5/24	5/25	5/26		
Range	60 - 60	Date case confirmed															
Median age	60																
Race, ethnicity	Cases	Hospitalizations			Deaths		Outcomes for Florida residents										
White	1	<div></div> 100%	0	N/A	0	N/A	Franklin										
Hispanic	0	<div></div> 0%	0	N/A	0	N/A	Hospitalizations 0 (0% of all cases)										
Non-Hispanic	1	<div></div> 100%	0	N/A	0	N/A	Deaths 0 (0% of all cases)										
Unknown ethnicity	0	<div></div> 0%	0	N/A	0	N/A											
Black	0	<div></div> 0%	0	N/A	0	N/A	Statewide										
Hispanic	0	<div></div> 0%	0	N/A	0	N/A	Hospitalizations 9,639 (19% of all cases)										
Non-Hispanic	0	<div></div> 0%	0	N/A	0	N/A	Deaths 2,319 (5% of all cases)										
Unknown ethnicity	0	<div></div> 0%	0	N/A	0	N/A											
Other	0	<div></div> 0%	0	N/A	0	N/A	Cases in facility staff/residents										
Hispanic	0	<div></div> 0%	0	N/A	0	N/A	Franklin										
Non-Hispanic	0	<div></div> 0%	0	N/A	0	N/A	Long-term care 0 (0% of all cases)										
Unknown ethnicity	0	<div></div> 0%	0	N/A	0	N/A	Correctional 0 (0% of all cases)										
Unknown race	0	<div></div> 0%	0	N/A	0	N/A	Statewide										
Hispanic	0	<div></div> 0%	0	N/A	0	N/A	Long-term care 8,522 (17% of all cases)										
Non-Hispanic	0	<div></div> 0%	0	N/A	0	N/A	Correctional 2,405 (5% of all cases)										
Unknown ethnicity	0	<div></div> 0%	0	N/A	0	N/A											
Total	1	0			0												
Hospitalization counts include anyone who was hospitalized at some point during their illness. It does not reflect the number of people currently hospitalized.																	
Other race includes any person with a race of American Indian/Alaskan native, Asian, native Hawaiian/Pacific Islander, or other.																	

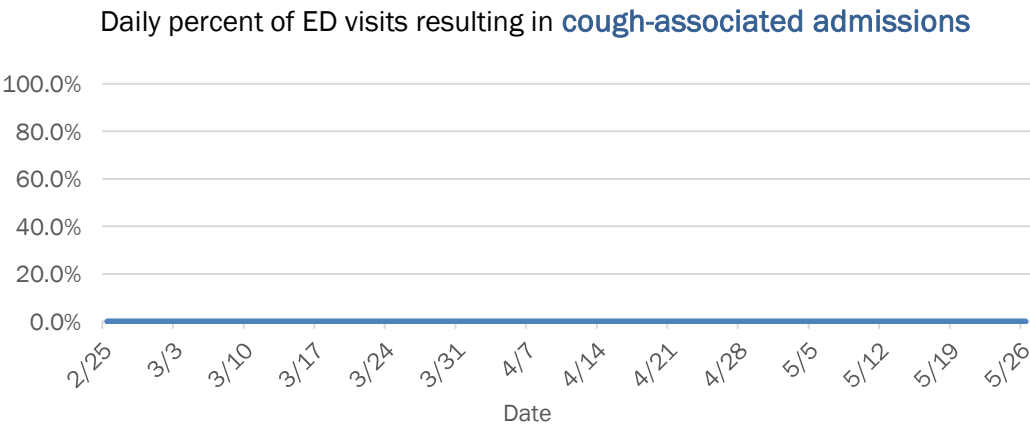
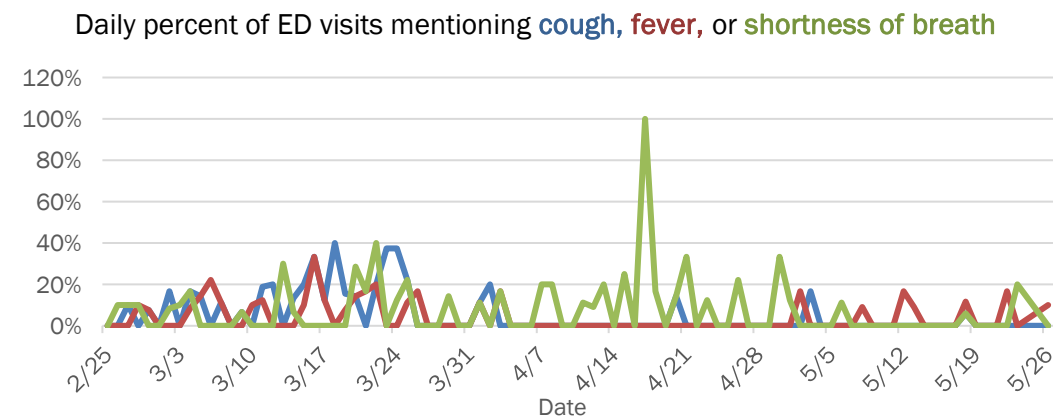
Laboratory testing for Florida residents and non-Florida residents over the past 2 weeks

Number and percent of positive labs

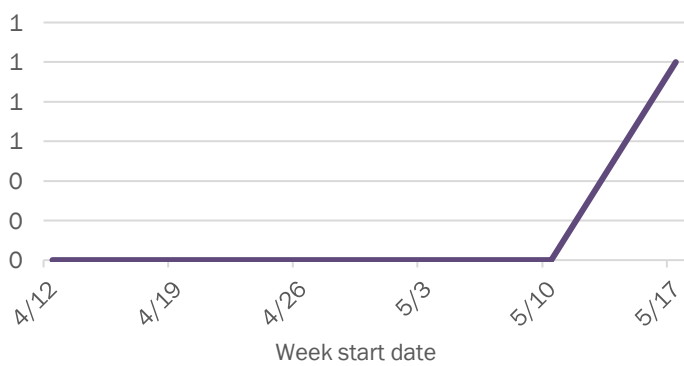
These counts include the number of people for whom the department received laboratory results by day. This percent is the number of people who test positive for the first time divided by all the people tested that day, excluding people who have previously tested positive.



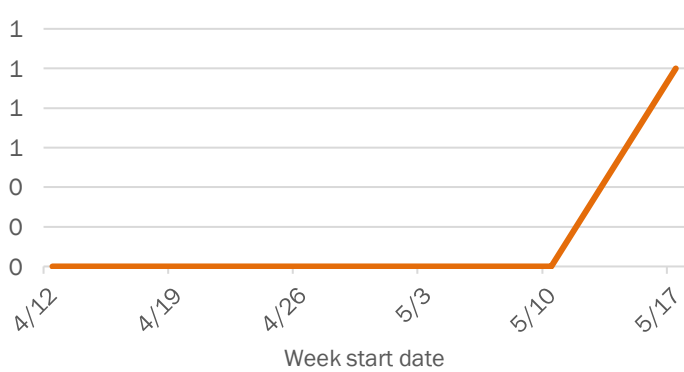
Emergency department (ED) chief complaint and admission data for Franklin County



Weekly count of ED vists for influenza-like illness



Weekly count of ED vists for COVID-like illness

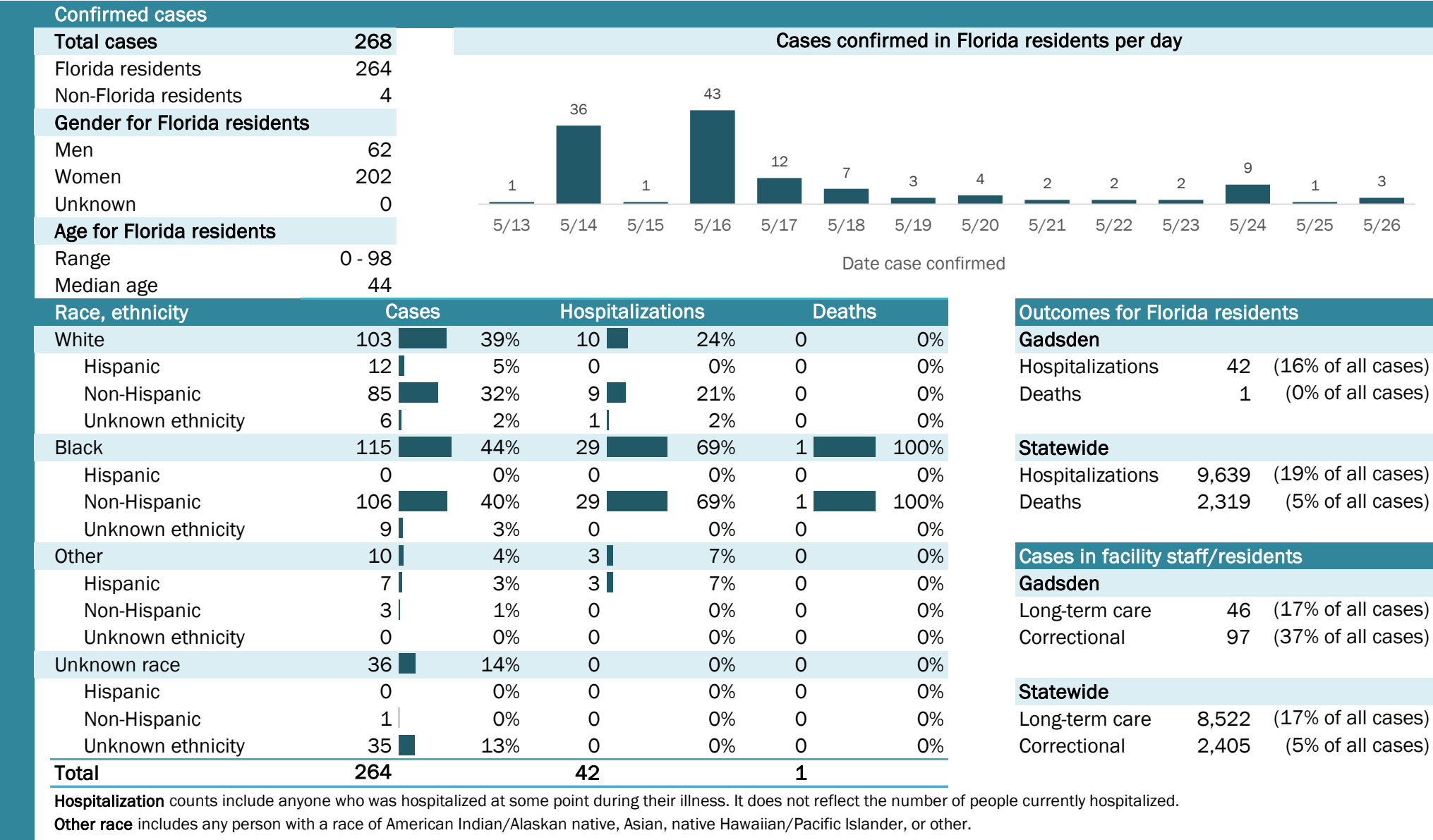


The Electronic Surveillance System for the Early Notification of Community-Based Epidemics (ESSENCE-FL) includes chief complaint data from 211 of 212 Florida EDs. Data are transmitted electronically to ESSENCE-FL daily or hourly.

Coronavirus: summary for Gadsden County

Data for May 27, 2020 (verified at 10 AM)

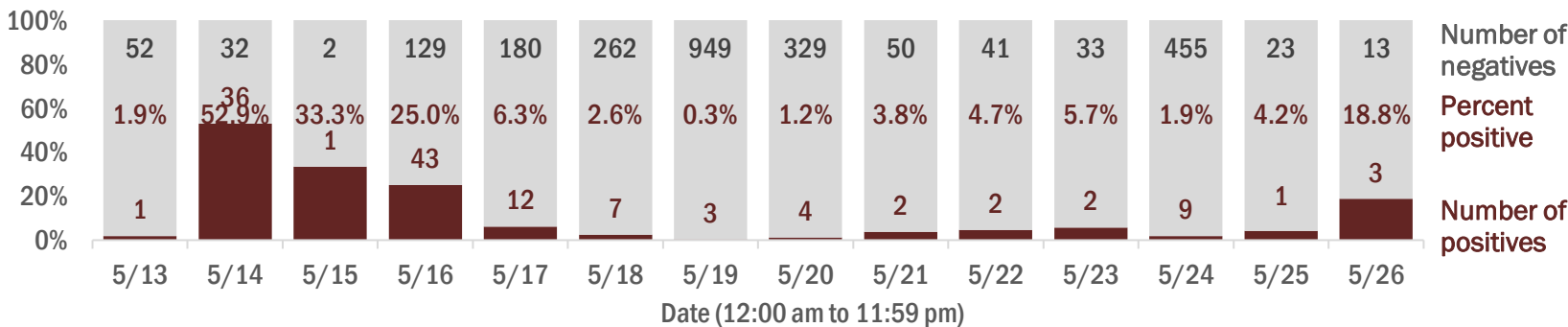
Data in this report are provisional and subject to change.



Laboratory testing for Florida residents and non-Florida residents over the past 2 weeks

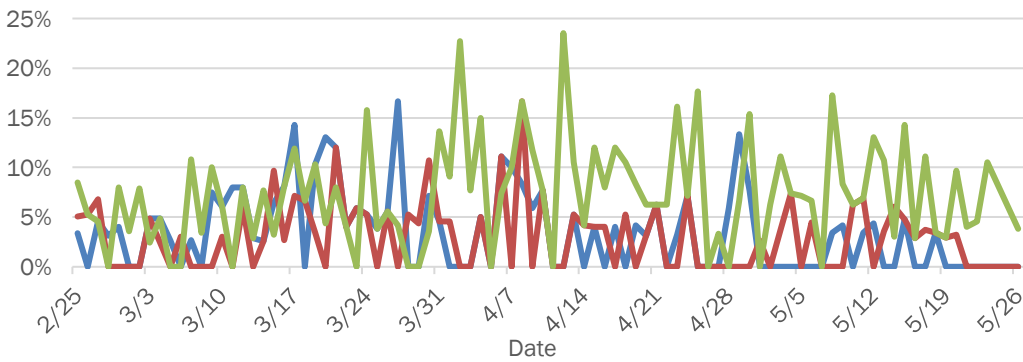
Number and percent of positive labs

These counts include the number of people for whom the department received laboratory results by day. This percent is the number of people who test positive for the first time divided by all the people tested that day, excluding people who have previously tested positive.

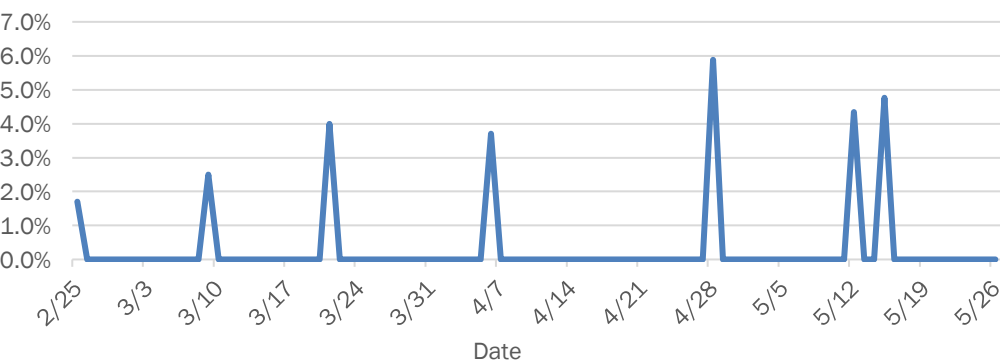


Emergency department (ED) chief complaint and admission data for Gadsden County

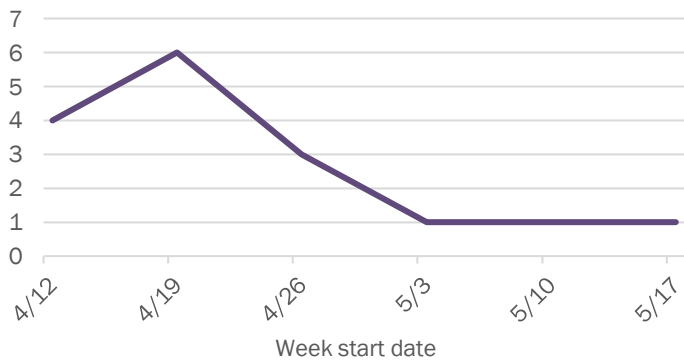
Daily percent of ED visits mentioning cough, fever, or shortness of breath



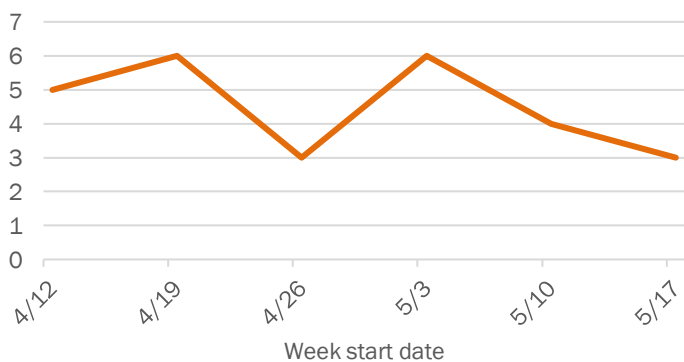
Daily percent of ED visits resulting in cough-associated admissions



Weekly count of ED visits for influenza-like illness



Weekly count of ED visits for COVID-like illness



The Electronic Surveillance System for the Early Notification of Community-Based Epidemics (ESSENCE-FL) includes chief complaint data from 211 of 212 Florida EDs. Data are transmitted electronically to ESSENCE-FL daily or hourly.

Coronavirus: summary for Gilchrist County

Data for May 27, 2020 (verified at 10 AM)

Data in this report are provisional and subject to change.

Confirmed cases

Total cases

12

Florida residents

12

Non-Florida residents

0

Gender for Florida residents

Men

5

Women

7

Unknown

0

Age for Florida residents

Range

21 - 79

Median age

50

Cases confirmed in Florida residents per day

1

2

2

5/13

5/14

5/15

5/16

5/17

5/18

5/19

5/20

5/21

5/22

5/23

5/24

5/25

5/26

Date case confirmed

Race, ethnicity

Cases

Hospitalizations

Deaths

White

8

67%

0

N/A

0

N/A

Hispanic

0

0%

0

N/A

0

N/A

Non-Hispanic

8

67%

0

N/A

0

N/A

Unknown ethnicity

0

0%

0

N/A

0

N/A

Black

1

8%

0

N/A

0

N/A

Hispanic

0

0%

0

N/A

0

N/A

Non-Hispanic

1

8%

0

N/A

0

N/A

Unknown ethnicity

0

0%

0

N/A

0

N/A

Other

2

17%

0

N/A

0

N/A

Hispanic

2

17%

0

N/A

0

N/A

Non-Hispanic

0

0%

0

N/A

0

N/A

Unknown ethnicity

0

0%

0

N/A

0

N/A

Unknown race

1

8%

0

N/A

0

N/A

Hispanic

0

0%

0

N/A

0

N/A

Non-Hispanic

1

8%

0

N/A

0

N/A

Unknown ethnicity

0

0%

0

N/A

0

N/A

Total

12

0

0

Outcomes for Florida residents

Gilchrist

Hospitalizations

0

(0% of all cases)

Deaths

0

(0% of all cases)

Statewide

Hospitalizations

9,639

(19% of all cases)

Deaths

2,319

(5% of all cases)

Cases in facility staff/residents

Gilchrist

Long-term care

1

(8% of all cases)

Correctional

0

(0% of all cases)

Statewide

Long-term care

8,522

(17% of all cases)

Correctional

2,405

(5% of all cases)

Hospitalization counts include anyone who was hospitalized at some point during their illness. It does not reflect the number of people currently hospitalized.

Other race includes any person with a race of American Indian/Alaskan native, Asian, native Hawaiian/Pacific Islander, or other.

Laboratory testing for Florida residents and non-Florida residents over the past 2 weeks

Number and percent of positive labs

These counts include the number of people for whom the department received laboratory results by day. This percent is the number of people who test positive for the first time divided by all the people tested that day, excluding people who have previously tested positive.

Date	Number of negatives	Percent positive	Number of positives
5/13	9	0.0%	0
5/14	8	0.0%	0
5/15	81	0.0%	0
5/16	9	0.0%	0
5/17	17	0.0%	0
5/18	24	4.0%	1
5/19	38	0.0%	0
5/20	25	0.0%	0
5/21	26	7.1%	2
5/22	18	0.0%	0
5/23	23	0.0%	0
5/24	54	3.6%	2
5/25	24	0.0%	0
5/26	8	0.0%	0

Emergency department (ED) chief complaint and admission data for Gilchrist County

Daily percent of ED visits mentioning cough, fever, or shortness of breath

Daily percent of ED visits resulting in cough-associated admissions

Weekly count of ED visits for influenza-like illness

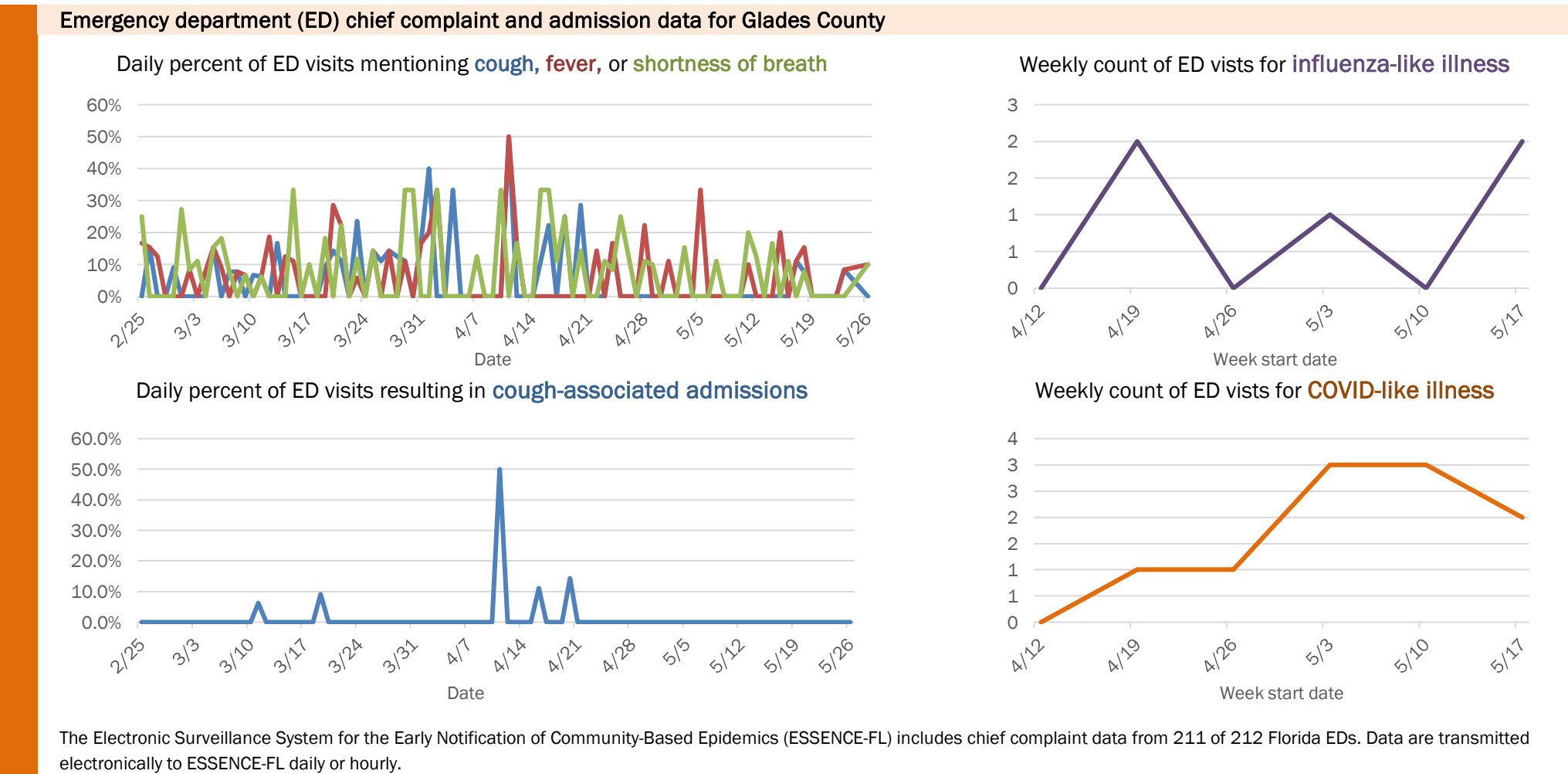
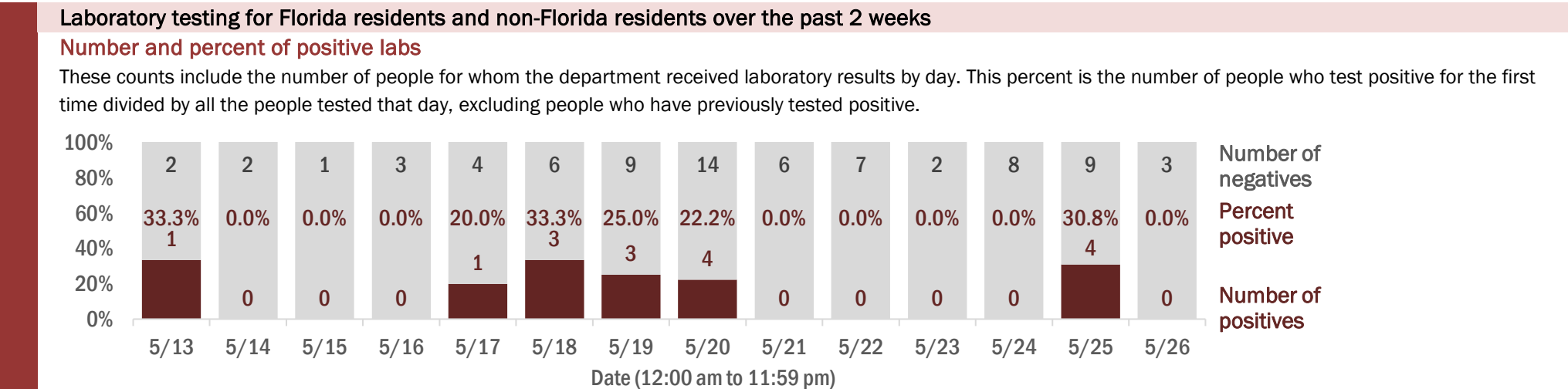
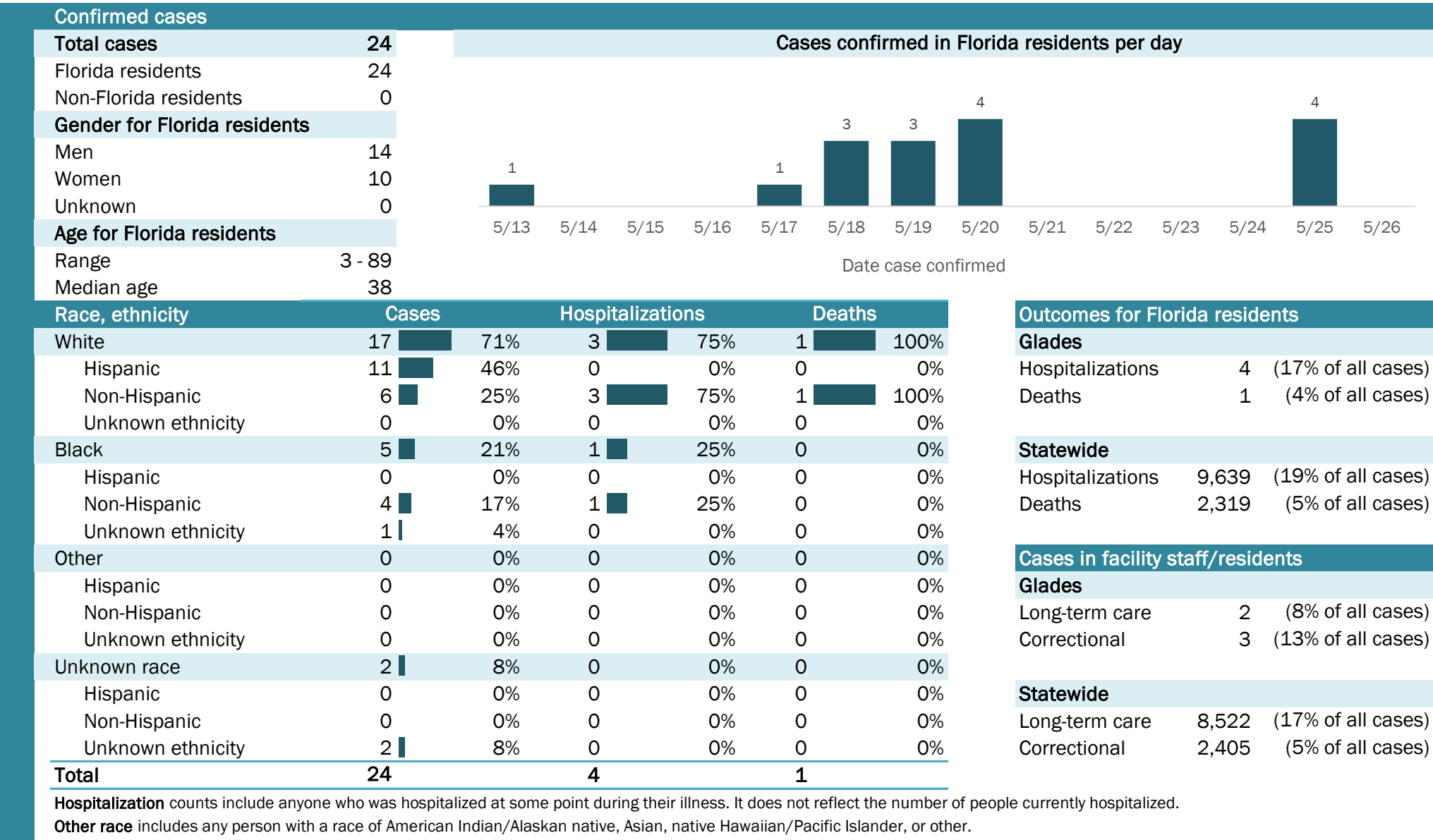
Weekly count of ED visits for COVID-like illness

The Electronic Surveillance System for the Early Notification of Community-Based Epidemics (ESSENCE-FL) includes chief complaint data from 211 of 212 Florida EDs. Data are transmitted electronically to ESSENCE-FL daily or hourly.

Coronavirus: summary for Glades County

Data for May 27, 2020 (verified at 10 AM)

Data in this report are provisional and subject to change.



The Electronic Surveillance System for the Early Notification of Community-Based Epidemics (ESSENCE-FL) includes chief complaint data from 211 of 212 Florida EDs. Data are transmitted electronically to ESSENCE-FL daily or hourly.

Coronavirus: summary for Gulf County

Data for May 27, 2020 (verified at 10 AM)

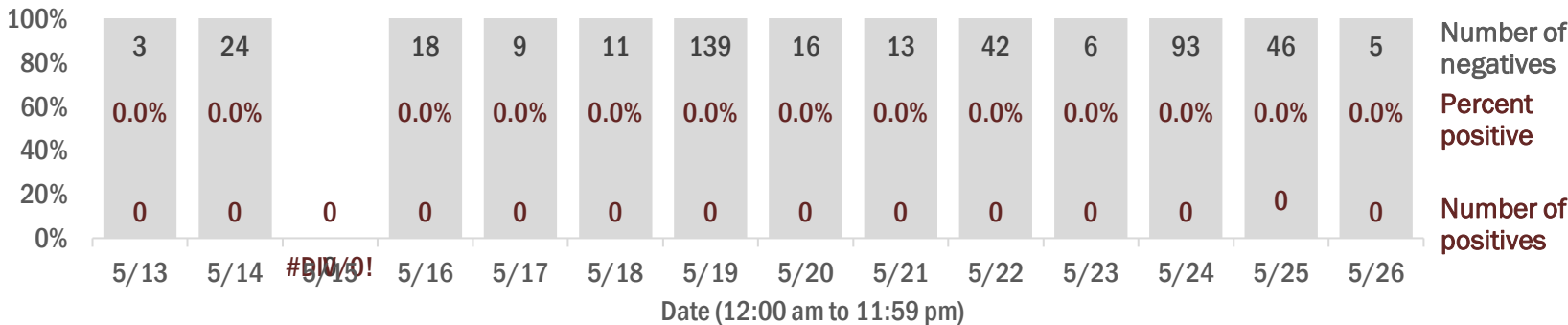
Data in this report are provisional and subject to change.

Confirmed cases																	
Total cases	1	Cases confirmed in Florida residents per day															
Florida residents	1																
Non-Florida residents	0																
Gender for Florida residents																	
Men	0																
Women	1																
Unknown	0																
Age for Florida residents		5/13	5/14	5/15	5/16	5/17	5/18	5/19	5/20	5/21	5/22	5/23	5/24	5/25	5/26		
Range	42 - 42	Date case confirmed															
Median age	42																
Race, ethnicity	Cases	Hospitalizations			Deaths			Outcomes for Florida residents									
White	1	<div></div> 100%	0	N/A	0	N/A	Gulf										
Hispanic	0	<div></div> 0%	0	N/A	0	N/A	Hospitalizations 0 (0% of all cases)										
Non-Hispanic	1	<div></div> 100%	0	N/A	0	N/A	Deaths 0 (0% of all cases)										
Unknown ethnicity	0	<div></div> 0%	0	N/A	0	N/A											
Black	0	<div></div> 0%	0	N/A	0	N/A	Statewide										
Hispanic	0	<div></div> 0%	0	N/A	0	N/A	Hospitalizations 9,639 (19% of all cases)										
Non-Hispanic	0	<div></div> 0%	0	N/A	0	N/A	Deaths 2,319 (5% of all cases)										
Unknown ethnicity	0	<div></div> 0%	0	N/A	0	N/A											
Other	0	<div></div> 0%	0	N/A	0	N/A	Cases in facility staff/residents										
Hispanic	0	<div></div> 0%	0	N/A	0	N/A	Gulf										
Non-Hispanic	0	<div></div> 0%	0	N/A	0	N/A	Long-term care 0 (0% of all cases)										
Unknown ethnicity	0	<div></div> 0%	0	N/A	0	N/A	Correctional 0 (0% of all cases)										
Unknown race	0	<div></div> 0%	0	N/A	0	N/A	Statewide										
Hispanic	0	<div></div> 0%	0	N/A	0	N/A	Long-term care 8,522 (17% of all cases)										
Non-Hispanic	0	<div></div> 0%	0	N/A	0	N/A	Correctional 2,405 (5% of all cases)										
Unknown ethnicity	0	<div></div> 0%	0	N/A	0	N/A											
Total	1	0			0												
Hospitalization counts include anyone who was hospitalized at some point during their illness. It does not reflect the number of people currently hospitalized.																	
Other race includes any person with a race of American Indian/Alaskan native, Asian, native Hawaiian/Pacific Islander, or other.																	

Laboratory testing for Florida residents and non-Florida residents over the past 2 weeks

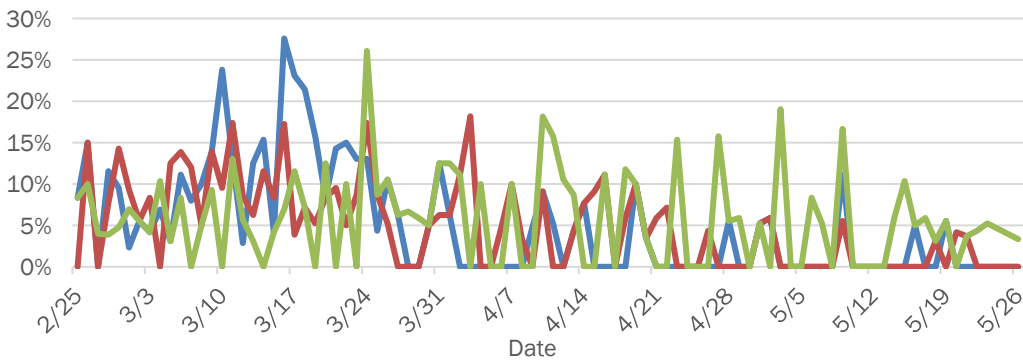
Number and percent of positive labs

These counts include the number of people for whom the department received laboratory results by day. This percent is the number of people who test positive for the first time divided by all the people tested that day, excluding people who have previously tested positive.

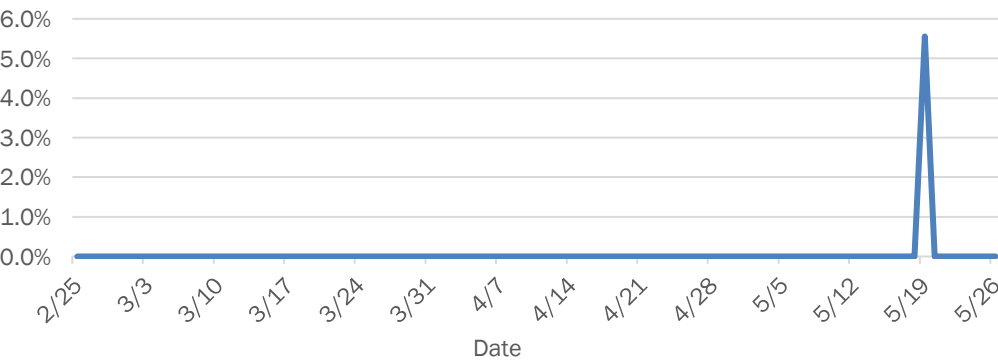


Emergency department (ED) chief complaint and admission data for Gulf County

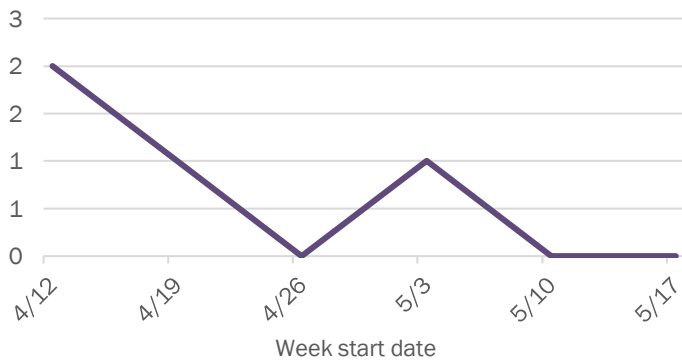
Daily percent of ED visits mentioning cough, fever, or shortness of breath



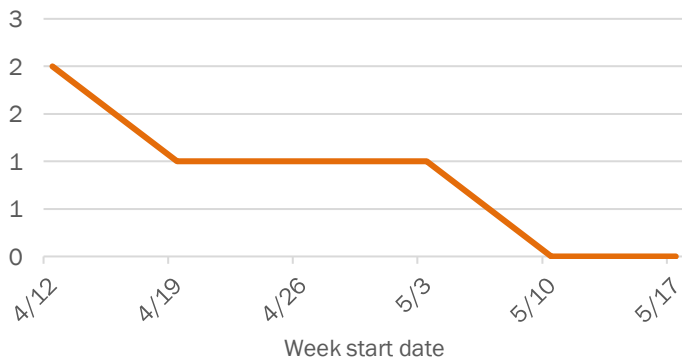
Daily percent of ED visits resulting in cough-associated admissions



Weekly count of ED visits for influenza-like illness



Weekly count of ED visits for COVID-like illness



The Electronic Surveillance System for the Early Notification of Community-Based Epidemics (ESSENCE-FL) includes chief complaint data from 211 of 212 Florida EDs. Data are transmitted electronically to ESSENCE-FL daily or hourly.

Coronavirus: summary for Hamilton County

Data for May 27, 2020 (verified at 10 AM)

Data in this report are provisional and subject to change.

Confirmed cases

Total cases

208

Florida residents

207

Non-Florida residents

1

Gender for Florida residents

Men

196

Women

11

Unknown

0

Age for Florida residents

Range

17 - 84

Median age

41

Cases confirmed in Florida residents per day

48

10

3

6

3

3

2

33

9

3

5/13

5/14

5/15

5/16

5/17

5/18

5/19

5/20

5/21

5/22

5/23

5/24

5/25

5/26

Date case confirmed

Race, ethnicity	Cases	Hospitalizations	Deaths
White	98	47%	0
Hispanic	8	4%	0
Non-Hispanic	29	14%	0
Unknown ethnicity	61	29%	0
Black	96	46%	0
Hispanic	1	0%	0
Non-Hispanic	32	15%	0
Unknown ethnicity	63	30%	0
Other	12	6%	1
Hispanic	3	1%	1
Non-Hispanic	0	0%	0
Unknown ethnicity	9	4%	0
Unknown race	1	0%	0
Hispanic	0	0%	0
Non-Hispanic	0	0%	0
Unknown ethnicity	1	0%	0
Total	207	1	0

Hospitalization

counts include anyone who was hospitalized at some point during their illness. It does not reflect the number of people currently hospitalized.

Other race

includes any person with a race of American Indian/Alaskan native, Asian, native Hawaiian/Pacific Islander, or other.

Outcomes for Florida residents

Hamilton

Hospitalizations

1

(0% of all cases)

Deaths

0

(0% of all cases)

Statewide

Hospitalizations

9,639

(19% of all cases)

Deaths

2,319

(5% of all cases)

Cases in facility staff/residents

Hamilton

Long-term care

3

(1% of all cases)

Correctional

187

(90% of all cases)

Statewide

Long-term care

8,522

(17% of all cases)

Correctional

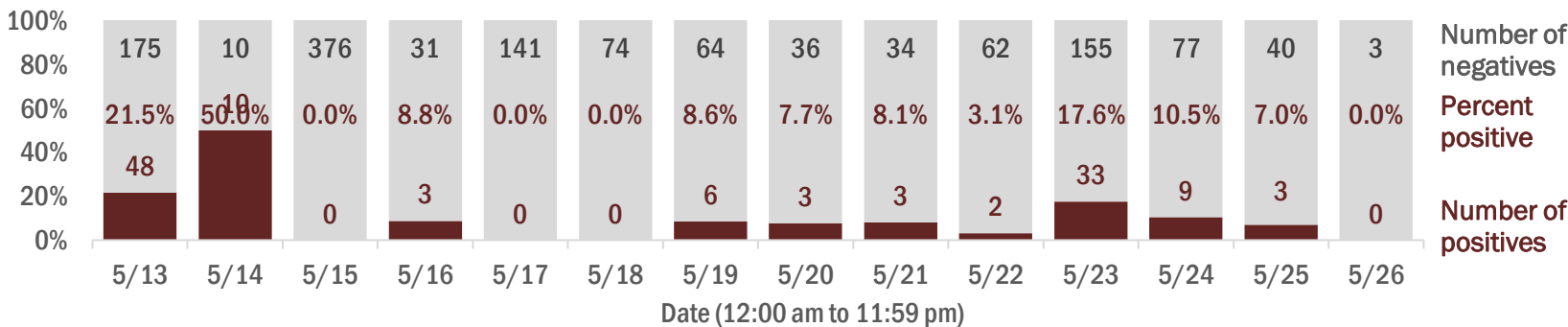
2,405

(5% of all cases)

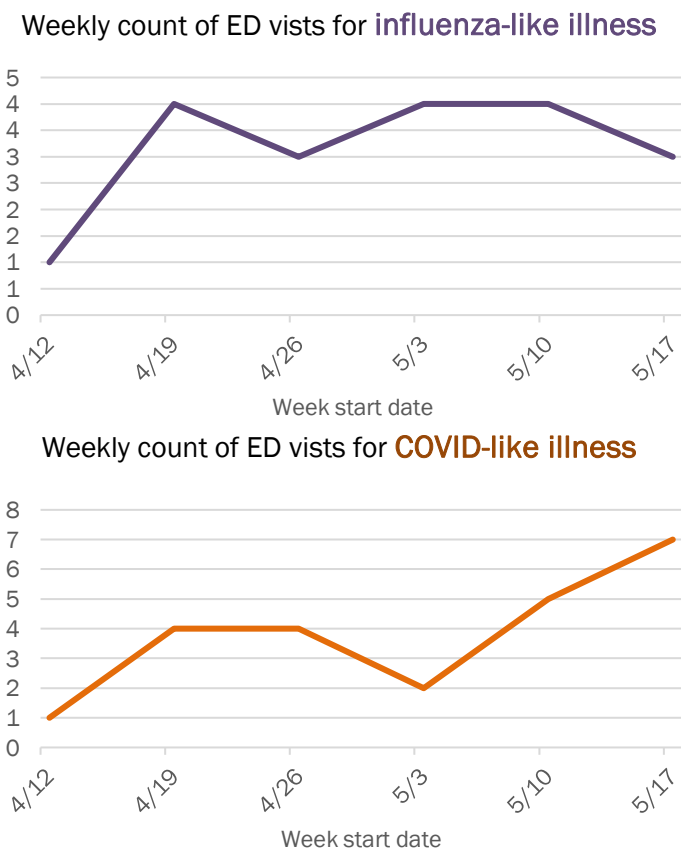
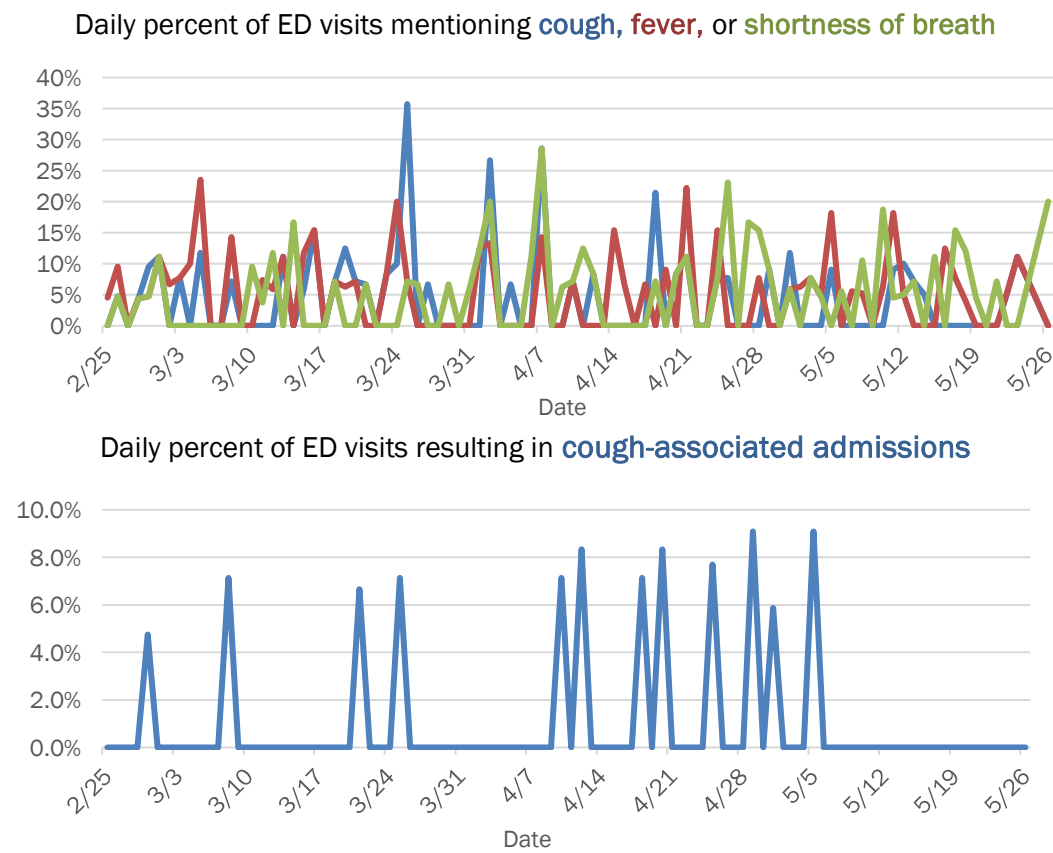
Laboratory testing for Florida residents and non-Florida residents over the past 2 weeks

Number and percent of positive labs

These counts include the number of people for whom the department received laboratory results by day. This percent is the number of people who test positive for the first time divided by all the people tested that day, excluding people who have previously tested positive.



Emergency department (ED) chief complaint and admission data for Hamilton County

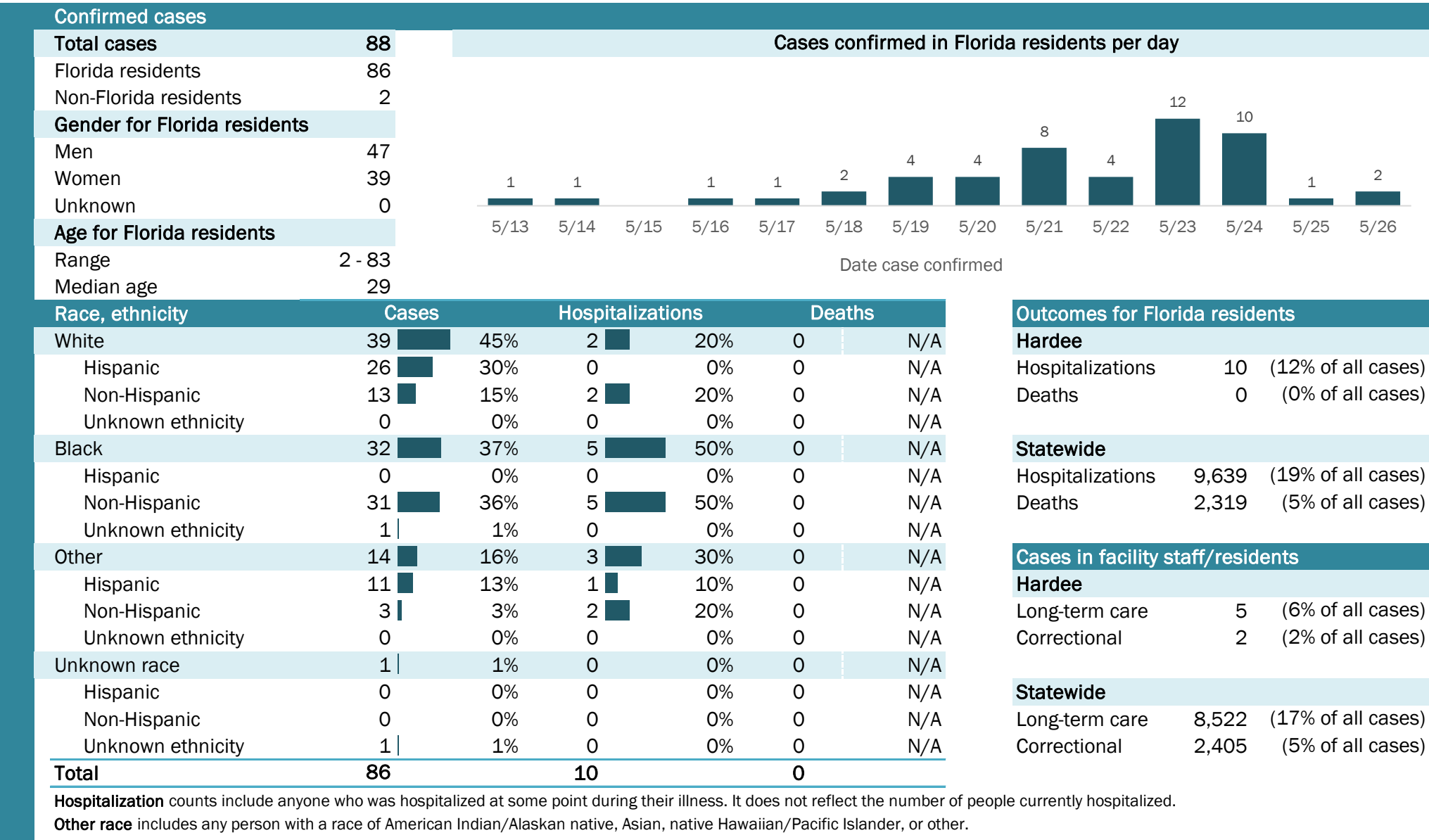


The Electronic Surveillance System for the Early Notification of Community-Based Epidemics (ESSENCE-FL) includes chief complaint data from 211 of 212 Florida EDs. Data are transmitted electronically to ESSENCE-FL daily or hourly.

Coronavirus: summary for Hardee County

Data for May 27, 2020 (verified at 10 AM)

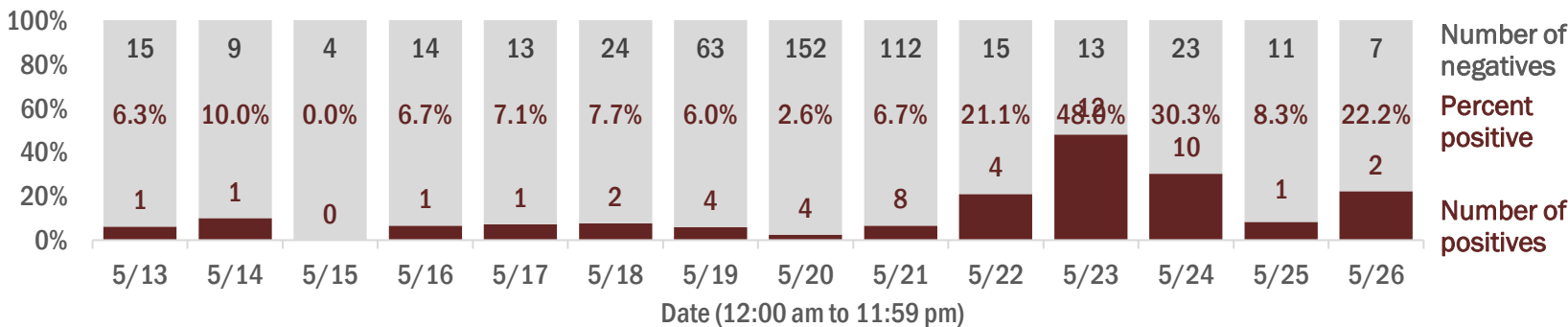
Data in this report are provisional and subject to change.



Laboratory testing for Florida residents and non-Florida residents over the past 2 weeks

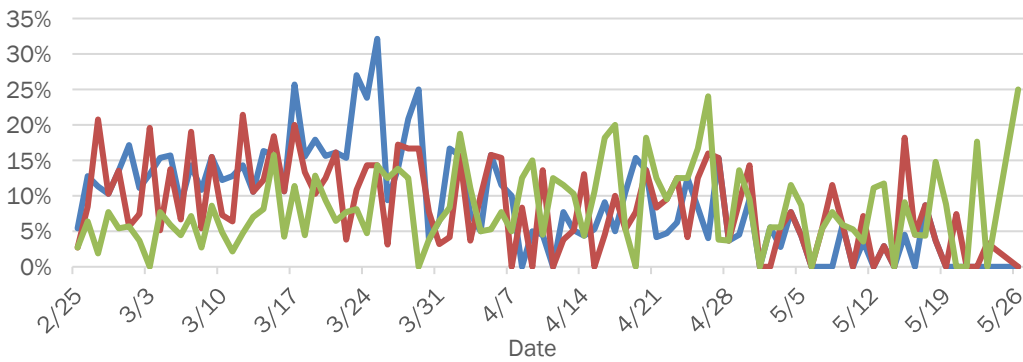
Number and percent of positive labs

These counts include the number of people for whom the department received laboratory results by day. This percent is the number of people who test positive for the first time divided by all the people tested that day, excluding people who have previously tested positive.

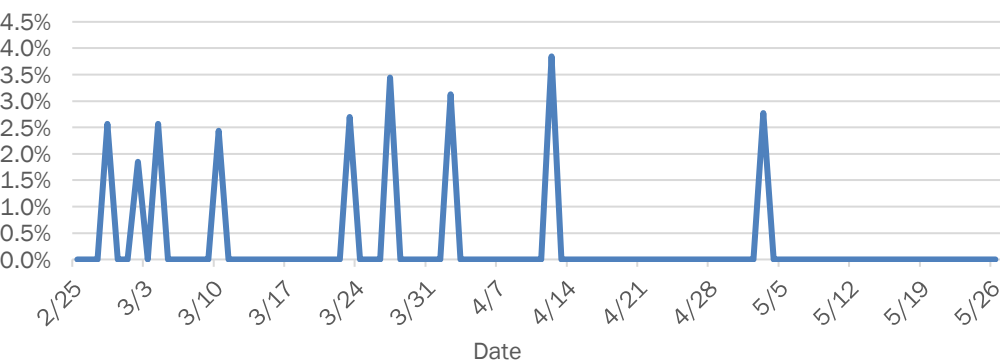


Emergency department (ED) chief complaint and admission data for Hardee County

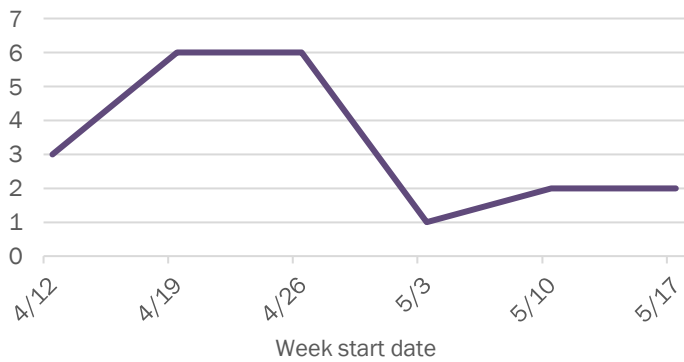
Daily percent of ED visits mentioning cough, fever, or shortness of breath



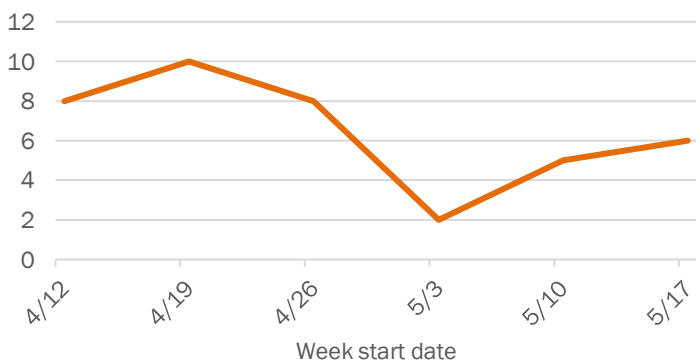
Daily percent of ED visits resulting in cough-associated admissions



Weekly count of ED visits for influenza-like illness



Weekly count of ED visits for COVID-like illness



The Electronic Surveillance System for the Early Notification of Community-Based Epidemics (ESSENCE-FL) includes chief complaint data from 211 of 212 Florida EDs. Data are transmitted electronically to ESSENCE-FL daily or hourly.

Coronavirus: summary for Hendry County

Data for May 27, 2020 (verified at 10 AM)

Data in this report are provisional and subject to change.

Confirmed cases

Total cases

339

Florida residents

339

Non-Florida residents

0

Gender for Florida residents

Men

213

Women

126

Unknown

0

Age for Florida residents

Range

0 - 101

Median age

40

Cases confirmed in Florida residents per day

11

5

23

7

9

4

4

11

8

2

8

61

18

3

5/13

5/14

5/15

5/16

5/17

5/18

5/19

5/20

5/21

5/22

5/23

5/24

5/25

5/26

Date case confirmed

Race, ethnicity

Cases

Hospitalizations

Deaths

White

249

73%

25

57%

9

75%

Hispanic

191

56%

13

30%

2

17%

Non-Hispanic

54

16%

12

27%

7

58%

Unknown ethnicity

4

1%

0

0%

0

0%

Black

50

15%

13

30%

3

25%

Hispanic

0

0%

0

0%

0

0%

Non-Hispanic

48

14%

11

25%

3

25%

Unknown ethnicity

2

1%

2

5%

0

0%

Other

10

3%

5

11%

0

0%

Hispanic

7

2%

3

7%

0

0%

Non-Hispanic

3

1%

2

5%

0

0%

Unknown ethnicity

0

0%

0

0%

0

0%

Unknown race

30

9%

1

2%

0

0%

Hispanic

22

6%

0

0%

0

0%

Non-Hispanic

0

0%

0

0%

0

0%

Unknown ethnicity

8

2%

1

2%

0

0%

Total

339

44

12

Outcomes for Florida residents

Hendry

Hospitalizations

44

(13% of all cases)

Deaths

12

(4% of all cases)

Statewide

Hospitalizations

9,639

(19% of all cases)

Deaths

2,319

(5% of all cases)

Cases in facility staff/residents

Hendry

Long-term care

69

(20% of all cases)

Correctional

14

(4% of all cases)

Statewide

Long-term care

8,522

(17% of all cases)

Correctional

2,405

(5% of all cases)

Hospitalization counts include anyone who was hospitalized at some point during their illness. It does not reflect the number of people currently hospitalized.

Other race includes any person with a race of American Indian/Alaskan native, Asian, native Hawaiian/Pacific Islander, or other.

Laboratory testing for Florida residents and non-Florida residents over the past 2 weeks

Number and percent of positive labs

These counts include the number of people for whom the department received laboratory results by day. This percent is the number of people who test positive for the first time divided by all the people tested that day, excluding people who have previously tested positive.

100%

80%

60%

40%

20%

0%

15

20

12

21

32

31

142

324

56

55

51

226

78

12

42.1%

20.0%

23

25.0%

22.0%

11.4%

2.7%

3.3%

12.5%

3.5%

13.6%

21.3%

18.8%

20.0%

5

7

9

4

4

11

8

2

8

61

18

3

5/13

5/14

5/15

5/16

5/17

5/18

5/19

5/20

5/21

5/22

5/23

5/24

5/25

5/26

Number of negatives

Percent positive

Number of positives

Date (12:00 am to 11:59 pm)

Emergency department (ED) chief complaint and admission data for Hendry County

Daily percent of ED visits mentioning cough, fever, or shortness of breath

35%

30%

25%

20%

15%

10%

5%

0%

2/25

3/3

3/10

3/17

3/24

3/31

4/7

4/14

4/21

4/28

5/5

5/12

5/19

5/26

Date

Daily percent of ED visits resulting in cough-associated admissions

6.0%

5.0%

4.0%

3.0%

2.0%

1.0%

0.0%

2/25

3/3

3/10

3/17

3/24

3/31

4/7

4/14

4/21

4/28

5/5

5/12

5/19

5/26

Date

Weekly count of ED vists for influenza-like illness

9

8

7

6

5

4

3

2

1

0

4/12

4/19

4/26

5/3

5/10

5/17

Week start date

Weekly count of ED vists for COVID-like illness

14

12

10

8

6

4

2

0

4/12

4/19

4/26

5/3

5/10

5/17

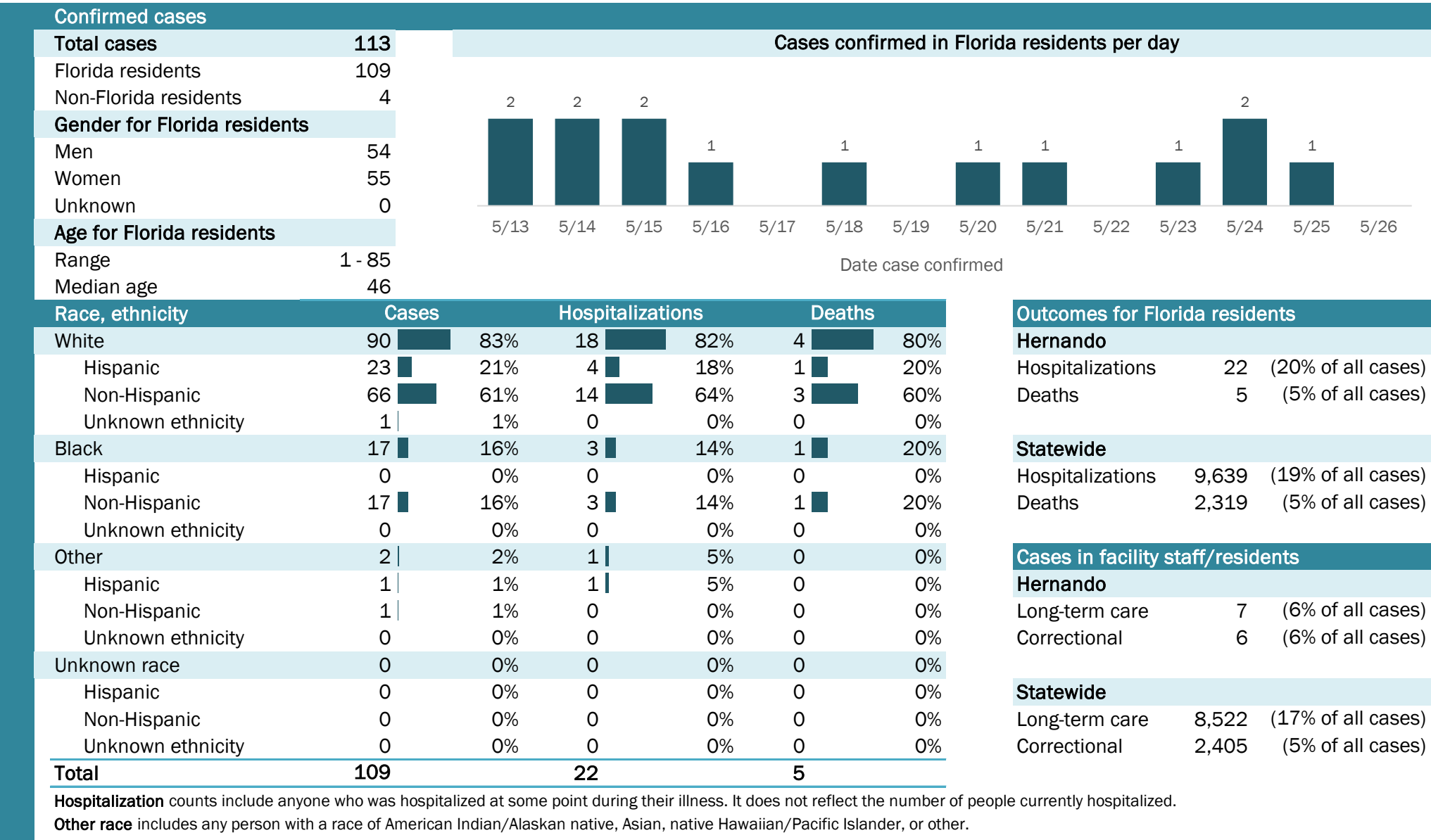
Week start date

The Electronic Surveillance System for the Early Notification of Community-Based Epidemics (ESSENCE-FL) includes chief complaint data from 211 of 212 Florida EDs. Data are transmitted electronically to ESSENCE-FL daily or hourly.

Coronavirus: summary for Hernando County

Data for May 27, 2020 (verified at 10 AM)

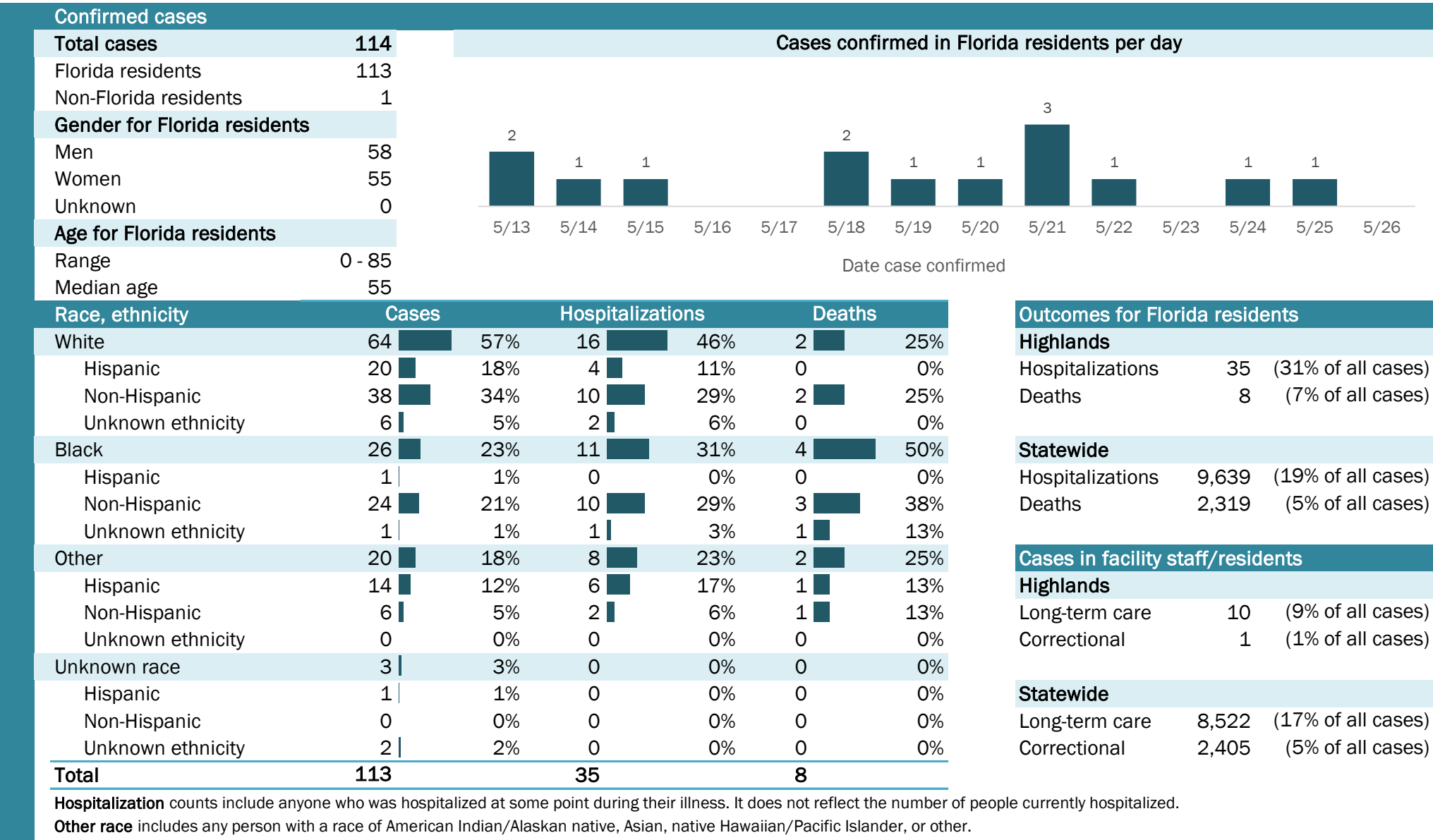
Data in this report are provisional and subject to change.



Coronavirus: summary for Highlands County

Data for May 27, 2020 (verified at 10 AM)

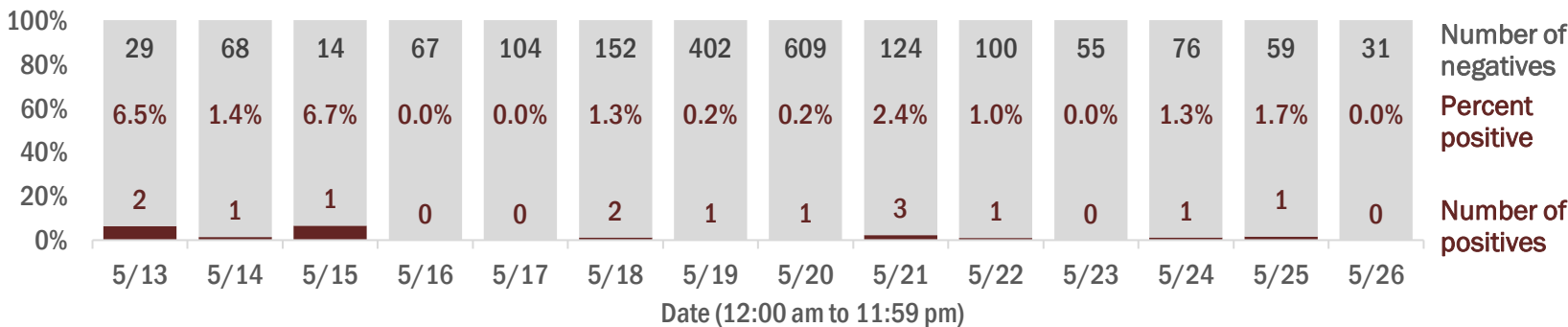
Data in this report are provisional and subject to change.



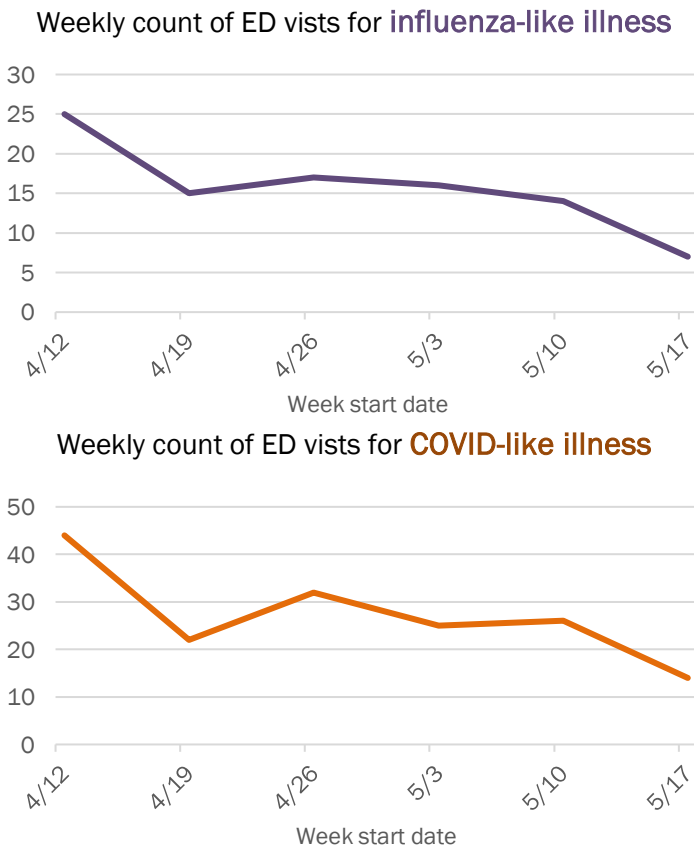
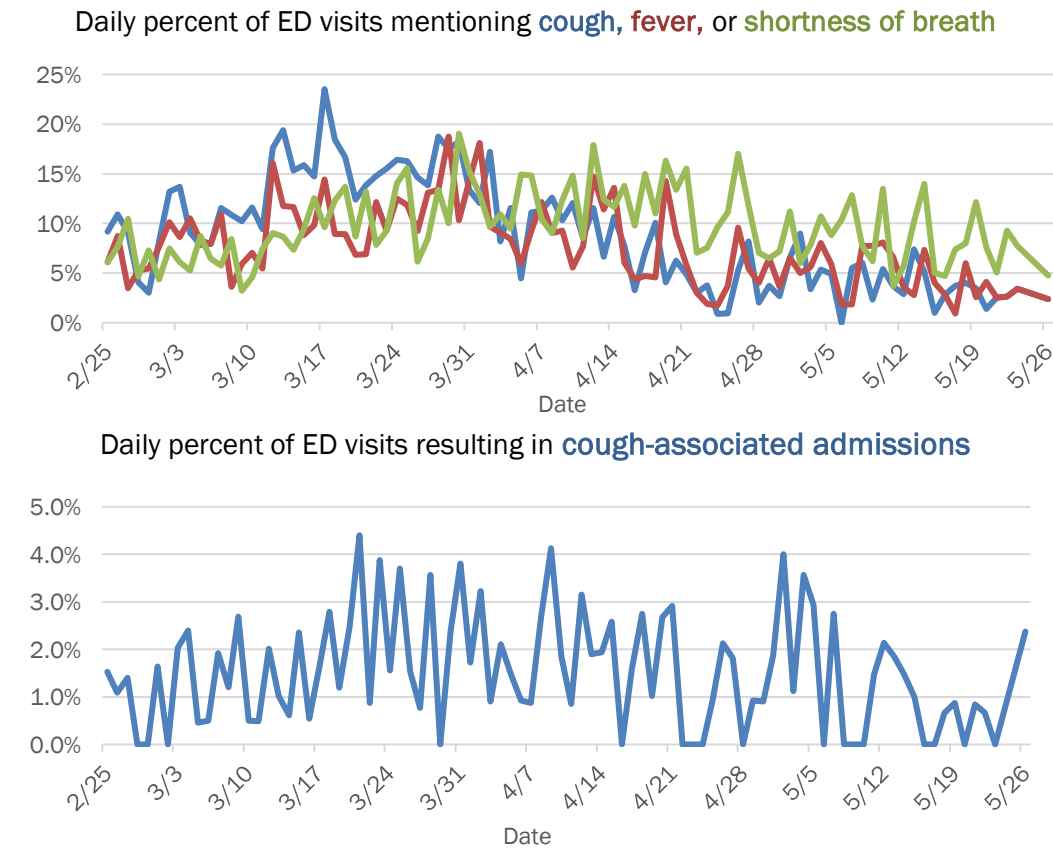
Laboratory testing for Florida residents and non-Florida residents over the past 2 weeks

Number and percent of positive labs

These counts include the number of people for whom the department received laboratory results by day. This percent is the number of people who test positive for the first time divided by all the people tested that day, excluding people who have previously tested positive.



Emergency department (ED) chief complaint and admission data for Highlands County

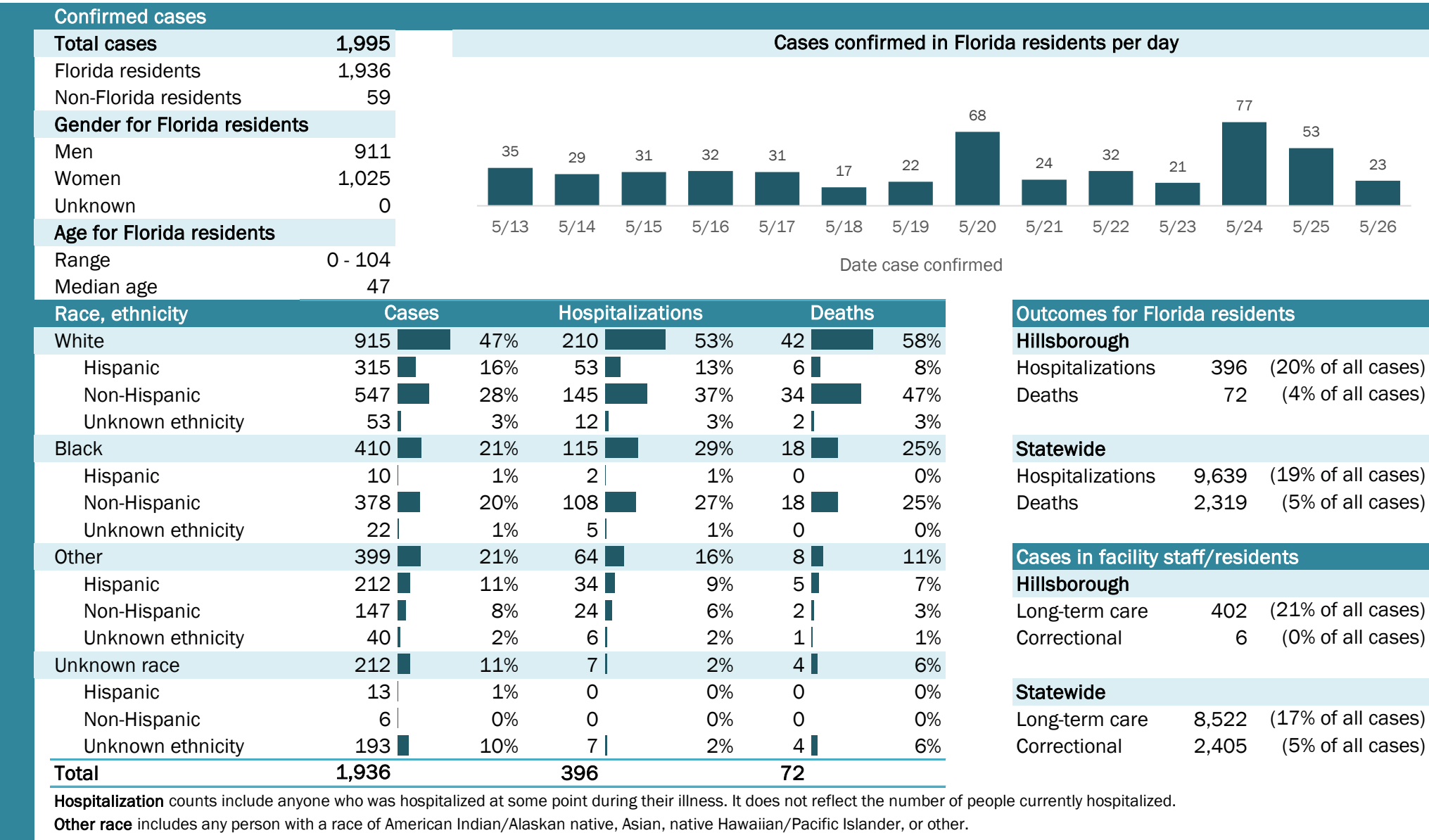


The Electronic Surveillance System for the Early Notification of Community-Based Epidemics (ESSENCE-FL) includes chief complaint data from 211 of 212 Florida EDs. Data are transmitted electronically to ESSENCE-FL daily or hourly.

Coronavirus: summary for Hillsborough County

Data for May 27, 2020 (verified at 10 AM)

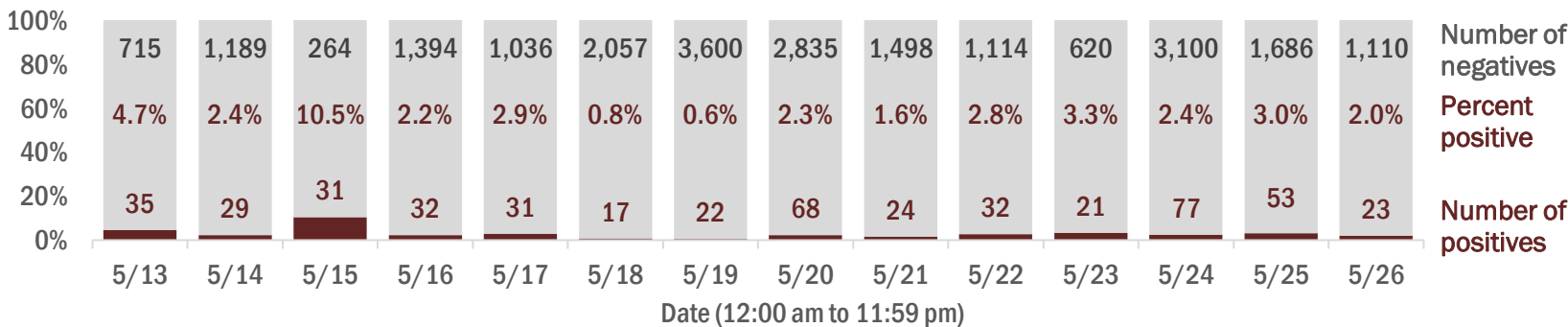
Data in this report are provisional and subject to change.



Laboratory testing for Florida residents and non-Florida residents over the past 2 weeks

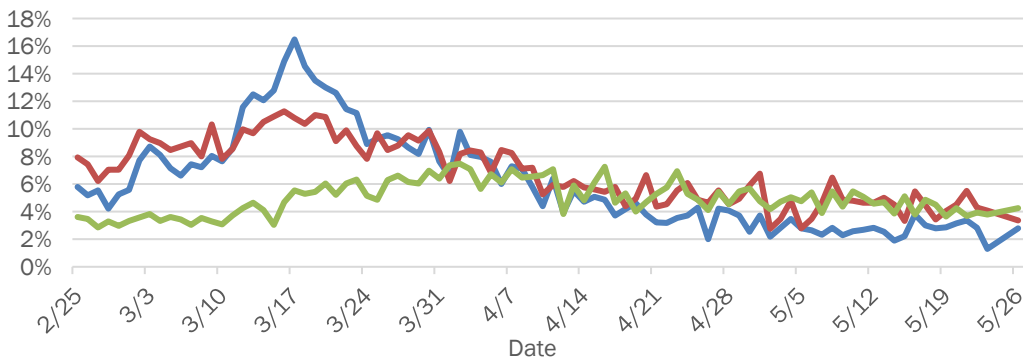
Number and percent of positive labs

These counts include the number of people for whom the department received laboratory results by day. This percent is the number of people who test positive for the first time divided by all the people tested that day, excluding people who have previously tested positive.

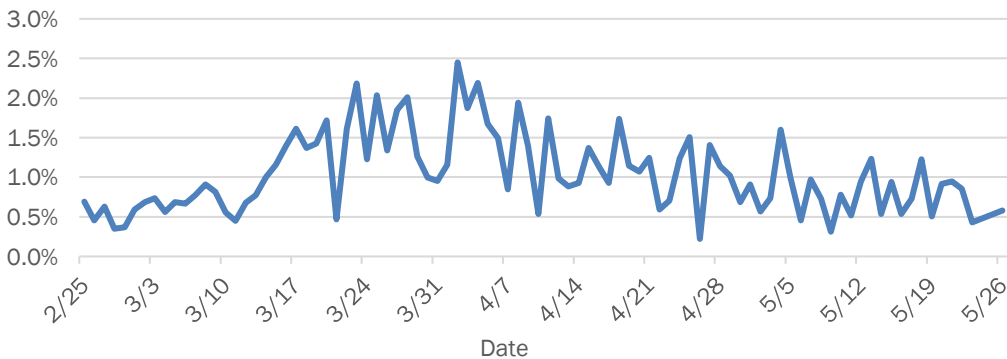


Emergency department (ED) chief complaint and admission data for Hillsborough County

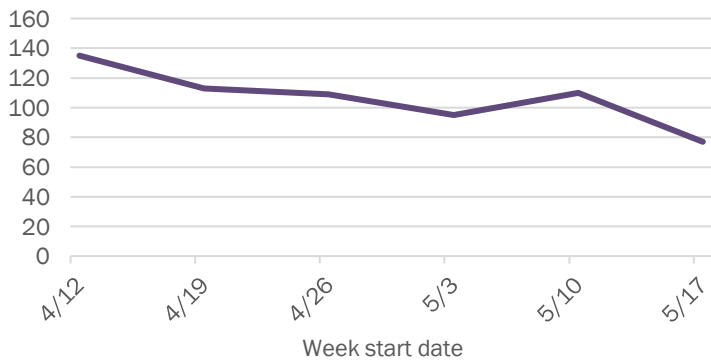
Daily percent of ED visits mentioning cough, fever, or shortness of breath



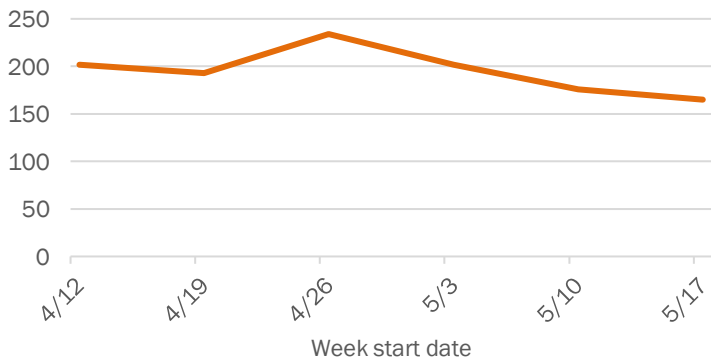
Daily percent of ED visits resulting in cough-associated admissions



Weekly count of ED visits for influenza-like illness



Weekly count of ED visits for COVID-like illness

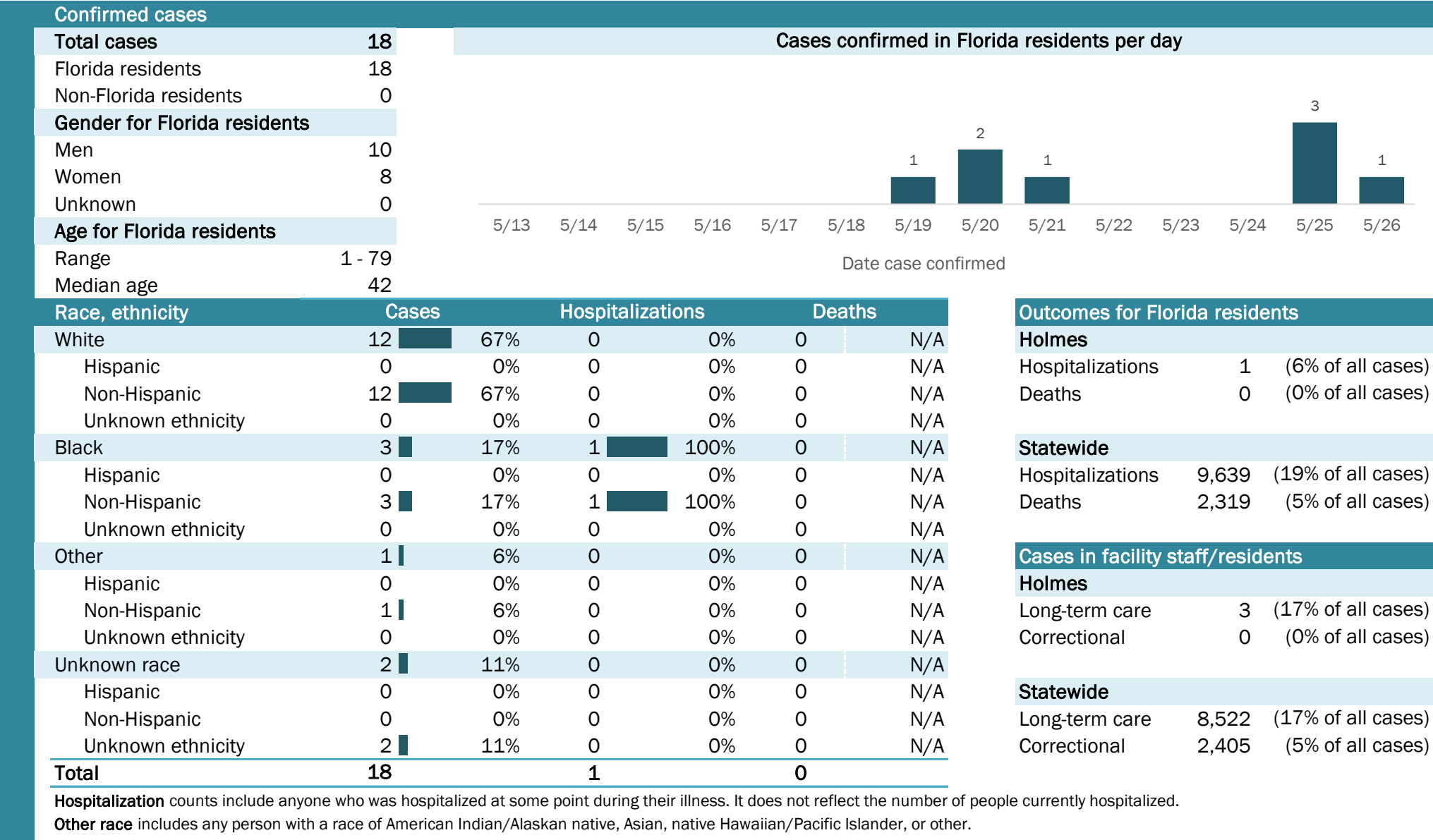


The Electronic Surveillance System for the Early Notification of Community-Based Epidemics (ESSENCE-FL) includes chief complaint data from 211 of 212 Florida EDs. Data are transmitted electronically to ESSENCE-FL daily or hourly.

Coronavirus: summary for Holmes County

Data for May 27, 2020 (verified at 10 AM)

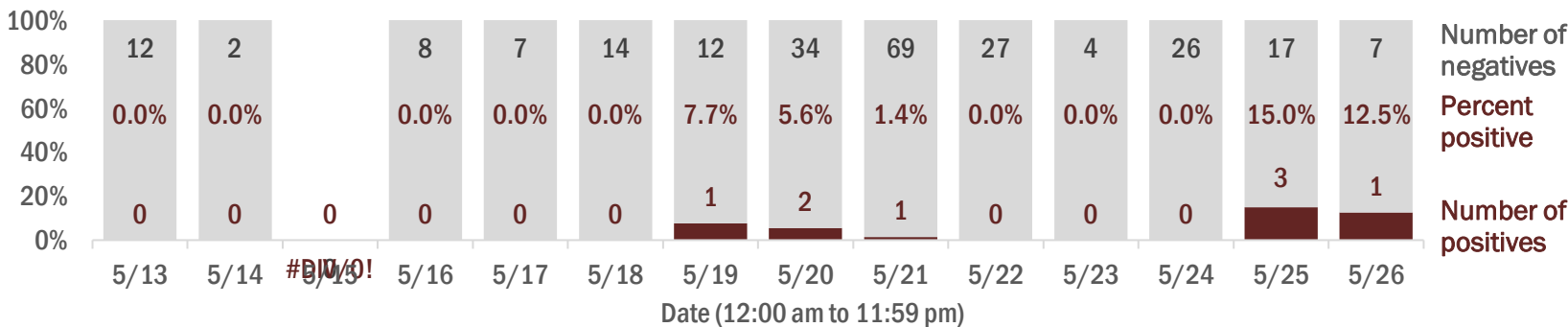
Data in this report are provisional and subject to change.



Laboratory testing for Florida residents and non-Florida residents over the past 2 weeks

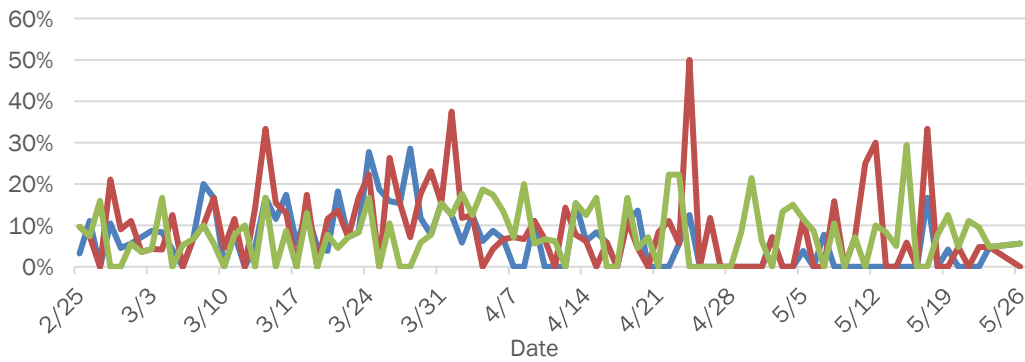
Number and percent of positive labs

These counts include the number of people for whom the department received laboratory results by day. This percent is the number of people who test positive for the first time divided by all the people tested that day, excluding people who have previously tested positive.

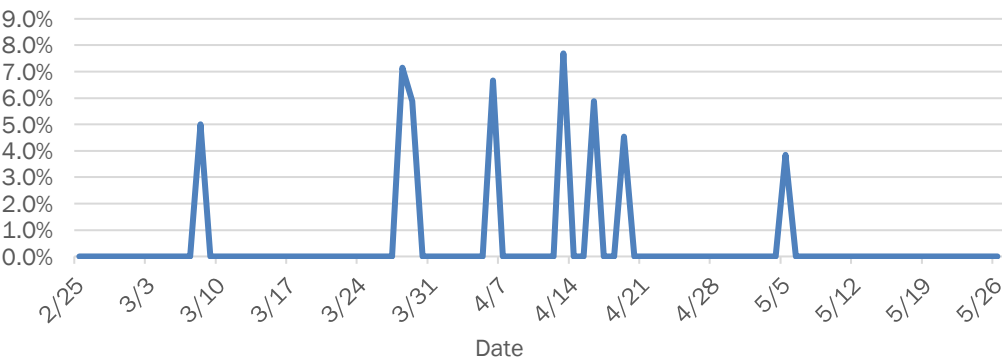


Emergency department (ED) chief complaint and admission data for Holmes County

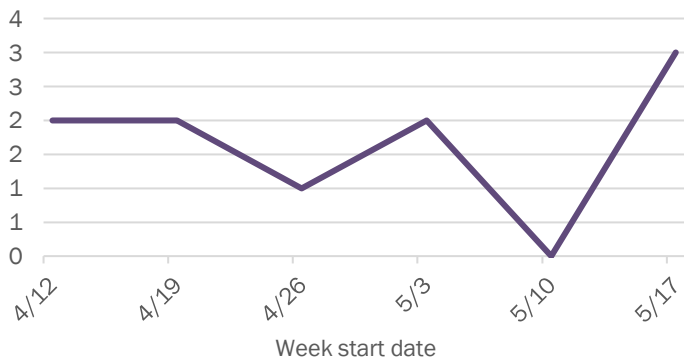
Daily percent of ED visits mentioning cough, fever, or shortness of breath



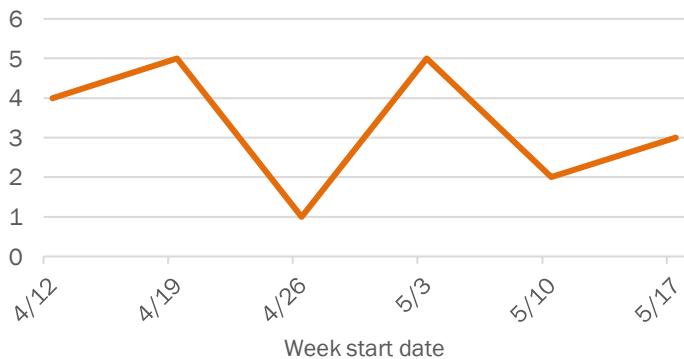
Daily percent of ED visits resulting in cough-associated admissions



Weekly count of ED visits for influenza-like illness



Weekly count of ED visits for COVID-like illness



The Electronic Surveillance System for the Early Notification of Community-Based Epidemics (ESSENCE-FL) includes chief complaint data from 211 of 212 Florida EDs. Data are transmitted electronically to ESSENCE-FL daily or hourly.

Coronavirus: summary for Indian River County

Data for May 27, 2020 (verified at 10 AM)

Data in this report are provisional and subject to change.

Confirmed cases

Total cases	119
Florida residents	108
Non-Florida residents	11
Gender for Florida residents	
Men	52
Women	56
Unknown	0
Age for Florida residents	
Range	5 - 95
Median age	62

Cases confirmed in Florida residents per day

Date	Cases
5/13	0
5/14	1
5/15	1
5/16	2
5/17	0
5/18	2
5/19	0
5/20	1
5/21	3
5/22	1
5/23	1
5/24	2
5/25	1
5/26	2

Race, ethnicity	Cases	Hospitalizations	Deaths
White	75 69%	19 66%	7 78%
Hispanic	4 4%	0 0%	0 0%
Non-Hispanic	64 59%	17 59%	7 78%
Unknown ethnicity	7 6%	2 7%	0 0%
Black	9 8%	4 14%	2 22%
Hispanic	0 0%	0 0%	0 0%
Non-Hispanic	9 8%	4 14%	2 22%
Unknown ethnicity	0 0%	0 0%	0 0%
Other	16 15%	6 21%	0 0%
Hispanic	4 4%	1 3%	0 0%
Non-Hispanic	7 6%	3 10%	0 0%
Unknown ethnicity	5 5%	2 7%	0 0%
Unknown race	8 7%	0 0%	0 0%
Hispanic	0 0%	0 0%	0 0%
Non-Hispanic	0 0%	0 0%	0 0%
Unknown ethnicity	8 7%	0 0%	0 0%
Total	108	29	9

Hospitalization counts include anyone who was hospitalized at some point during their illness. It does not reflect the number of people currently hospitalized.

Other race includes any person with a race of American Indian/Alaskan native, Asian, native Hawaiian/Pacific Islander, or other.

Outcomes for Florida residents

Indian River

Hospitalizations	29	(27% of all cases)
Deaths	9	(8% of all cases)

Statewide

Hospitalizations	9,639	(19% of all cases)
Deaths	2,319	(5% of all cases)

Cases in facility staff/residents

Indian River

Long-term care	20	(19% of all cases)
Correctional	0	(0% of all cases)

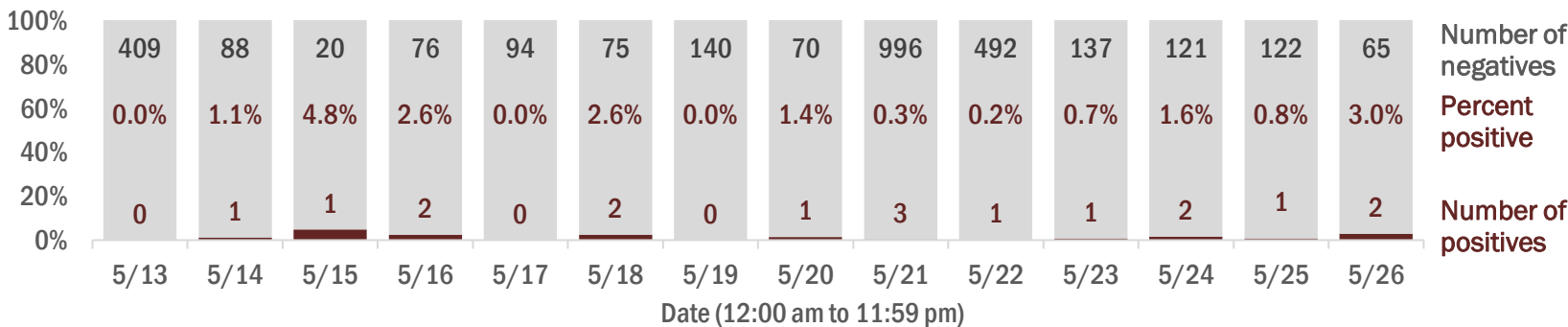
Statewide

Long-term care	8,522	(17% of all cases)
Correctional	2,405	(5% of all cases)

Laboratory testing for Florida residents and non-Florida residents over the past 2 weeks

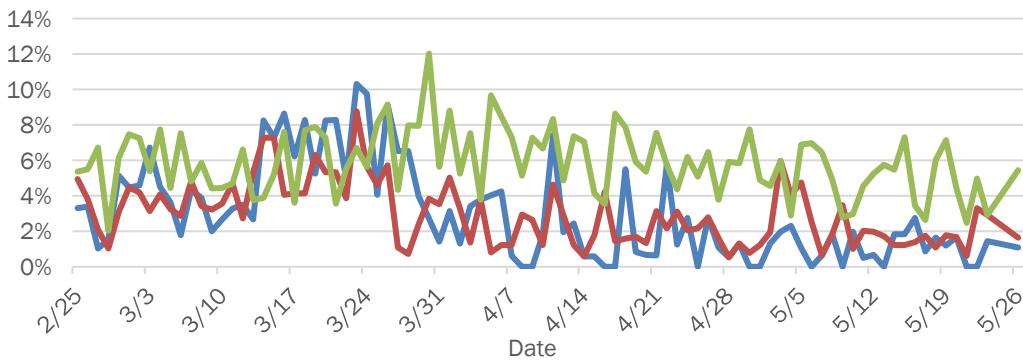
Number and percent of positive labs

These counts include the number of people for whom the department received laboratory results by day. This percent is the number of people who test positive for the first time divided by all the people tested that day, excluding people who have previously tested positive.

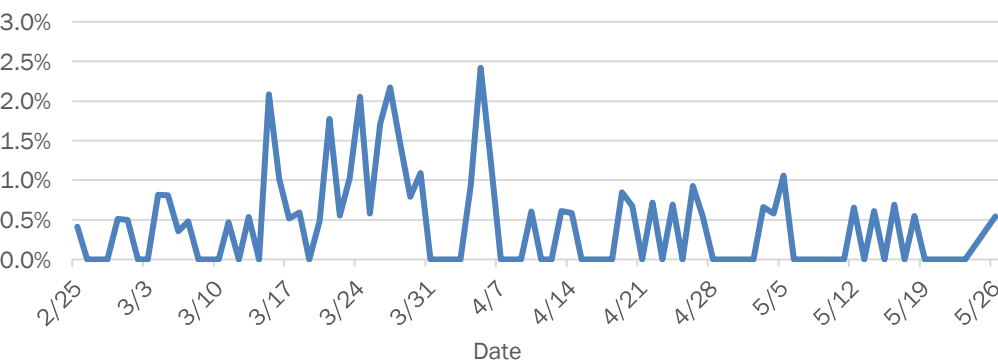


Emergency department (ED) chief complaint and admission data for Indian River County

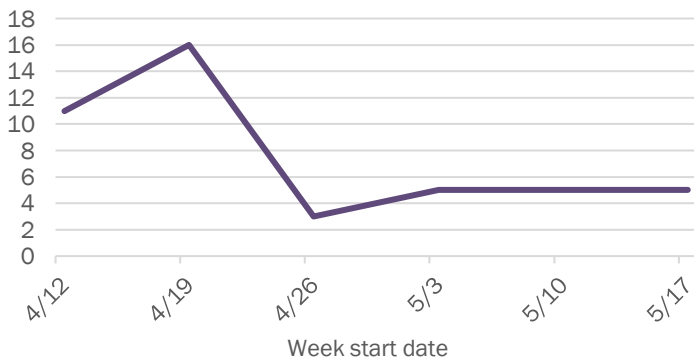
Daily percent of ED visits mentioning cough, fever, or shortness of breath



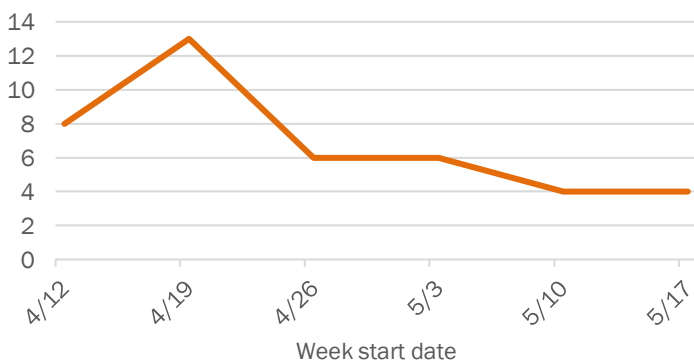
Daily percent of ED visits resulting in cough-associated admissions



Weekly count of ED visits for influenza-like illness



Weekly count of ED visits for COVID-like illness

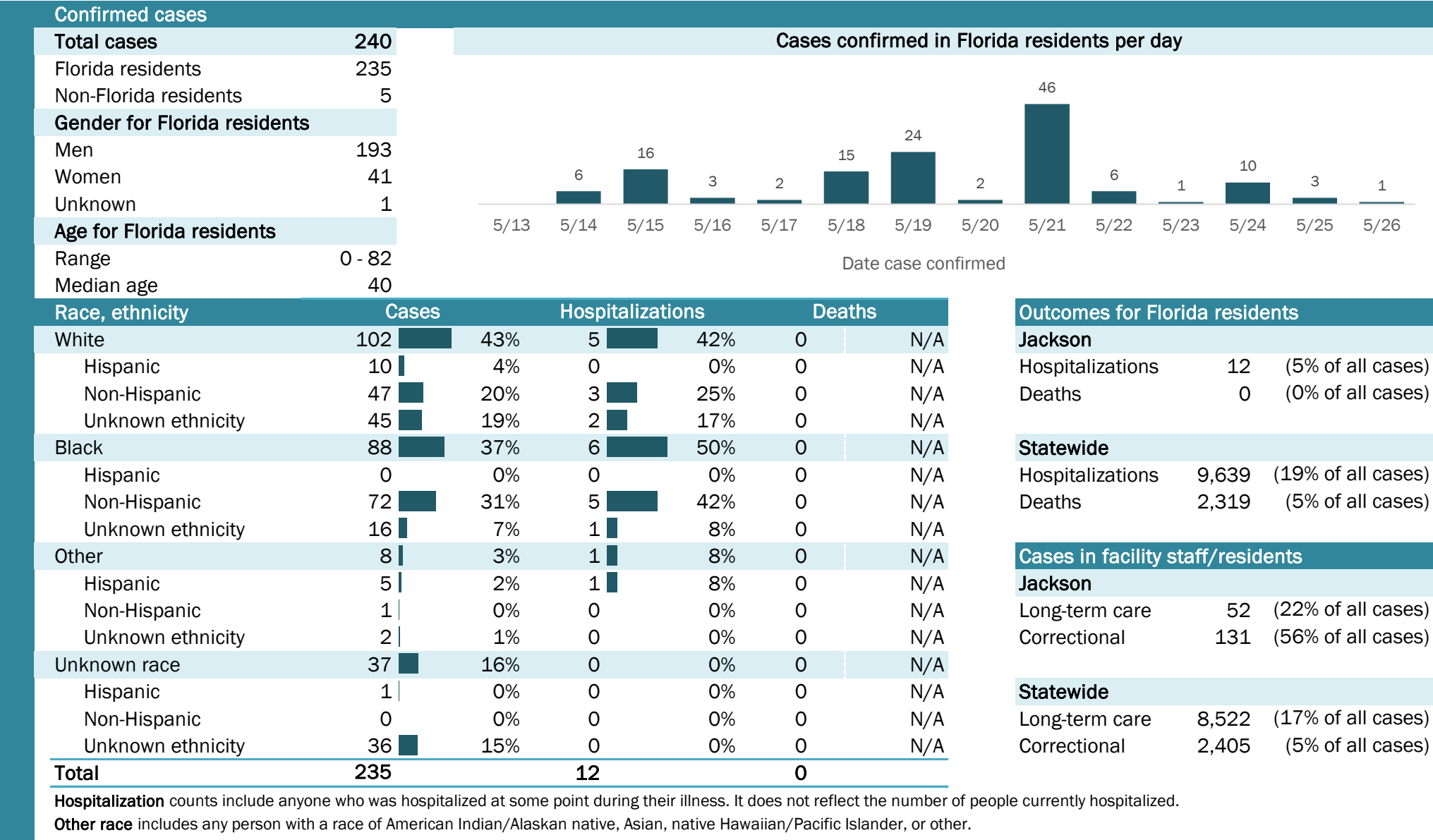


The Electronic Surveillance System for the Early Notification of Community-Based Epidemics (ESSENCE-FL) includes chief complaint data from 211 of 212 Florida EDs. Data are transmitted electronically to ESSENCE-FL daily or hourly.

Coronavirus: summary for Jackson County

Data for May 27, 2020 (verified at 10 AM)

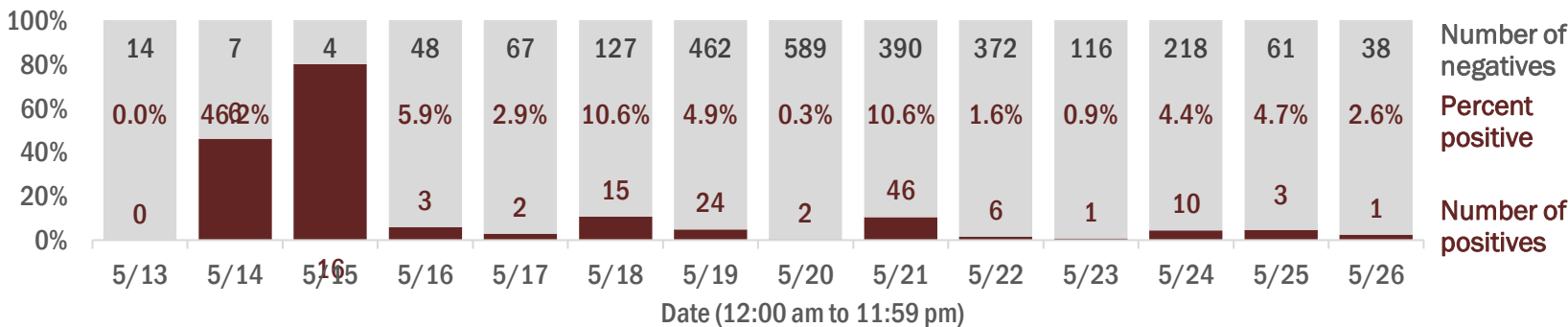
Data in this report are provisional and subject to change.



Laboratory testing for Florida residents and non-Florida residents over the past 2 weeks

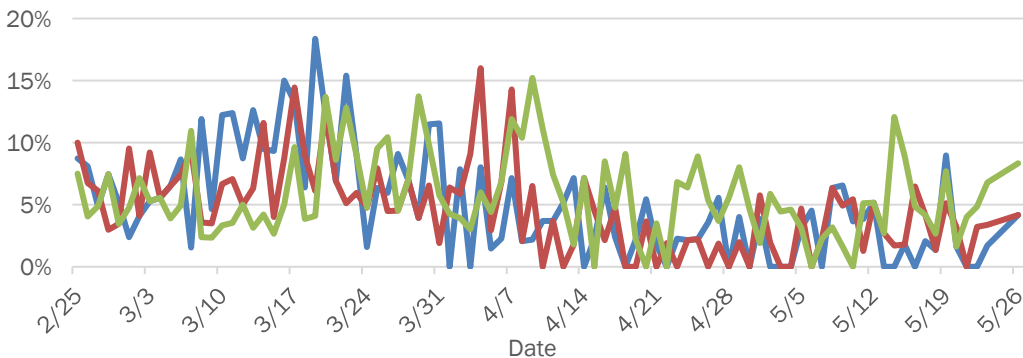
Number and percent of positive labs

These counts include the number of people for whom the department received laboratory results by day. This percent is the number of people who test positive for the first time divided by all the people tested that day, excluding people who have previously tested positive.

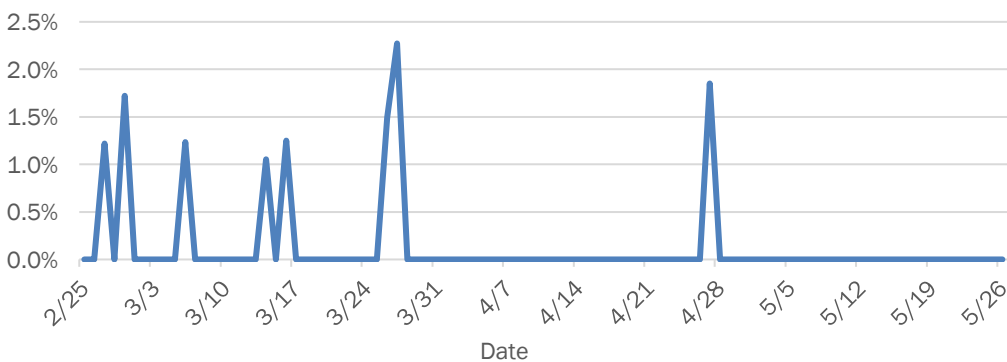


Emergency department (ED) chief complaint and admission data for Jackson County

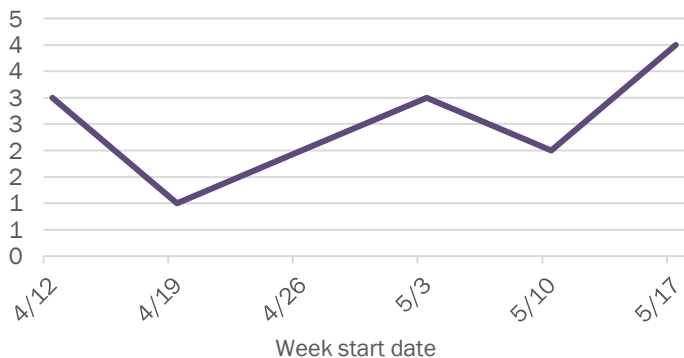
Daily percent of ED visits mentioning cough, fever, or shortness of breath



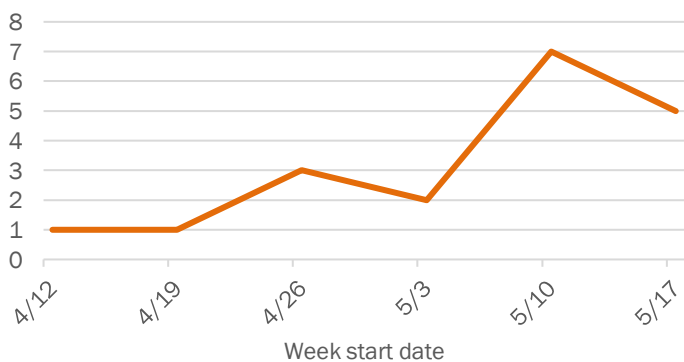
Daily percent of ED visits resulting in cough-associated admissions



Weekly count of ED visits for influenza-like illness



Weekly count of ED visits for COVID-like illness



The Electronic Surveillance System for the Early Notification of Community-Based Epidemics (ESSENCE-FL) includes chief complaint data from 211 of 212 Florida EDs. Data are transmitted electronically to ESSENCE-FL daily or hourly.

Coronavirus: summary for Jefferson County

Data for May 27, 2020 (verified at 10 AM)

Data in this report are provisional and subject to change.

Confirmed cases

Total cases	29
Florida residents	27
Non-Florida residents	2
Gender for Florida residents	
Men	12
Women	15
Unknown	0
Age for Florida residents	
Range	29 - 95
Median age	66

Cases confirmed in Florida residents per day

Date	Cases
5/13	0
5/14	0
5/15	0
5/16	0
5/17	0
5/18	0
5/19	0
5/20	1
5/21	0
5/22	0
5/23	0
5/24	0
5/25	0
5/26	0

Race, ethnicity	Cases	Hospitalizations	Deaths
White	10 37%	3 43%	2 67%
Hispanic	0 0%	0 0%	0 0%
Non-Hispanic	9 33%	3 43%	1 33%
Unknown ethnicity	1 4%	0 0%	1 33%
Black	12 44%	3 43%	1 33%
Hispanic	0 0%	0 0%	0 0%
Non-Hispanic	12 44%	3 43%	1 33%
Unknown ethnicity	0 0%	0 0%	0 0%
Other	5 19%	1 14%	0 0%
Hispanic	3 11%	0 0%	0 0%
Non-Hispanic	2 7%	1 14%	0 0%
Unknown ethnicity	0 0%	0 0%	0 0%
Unknown race	0 0%	0 0%	0 0%
Hispanic	0 0%	0 0%	0 0%
Non-Hispanic	0 0%	0 0%	0 0%
Unknown ethnicity	0 0%	0 0%	0 0%
Total	27	7	3

Hospitalization counts include anyone who was hospitalized at some point during their illness. It does not reflect the number of people currently hospitalized.

Other race includes any person with a race of American Indian/Alaskan native, Asian, native Hawaiian/Pacific Islander, or other.

Outcomes for Florida residents

Jefferson

Hospitalizations	7	(26% of all cases)
Deaths	3	(11% of all cases)

Statewide

Hospitalizations	9,639	(19% of all cases)
Deaths	2,319	(5% of all cases)

Cases in facility staff/residents

Jefferson

Long-term care	20	(74% of all cases)
Correctional	0	(0% of all cases)

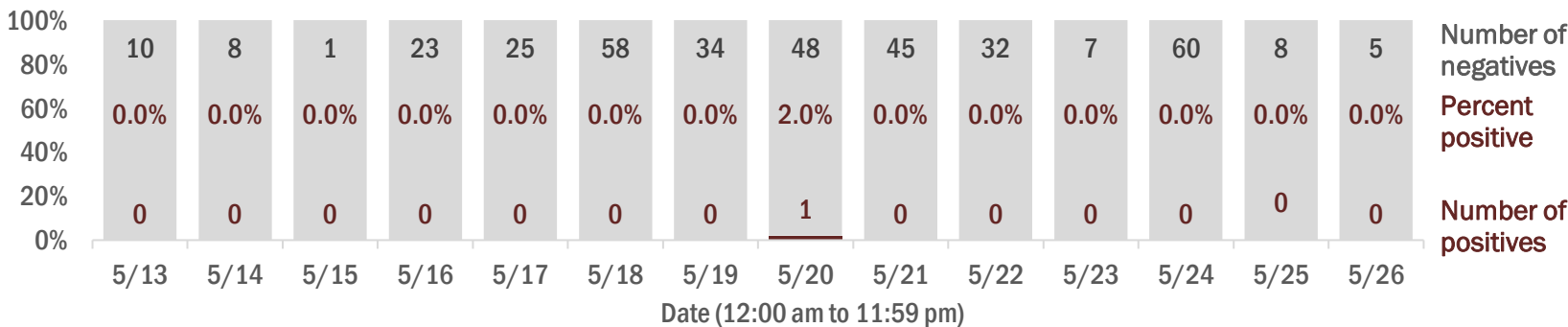
Statewide

Long-term care	8,522	(17% of all cases)
Correctional	2,405	(5% of all cases)

Laboratory testing for Florida residents and non-Florida residents over the past 2 weeks

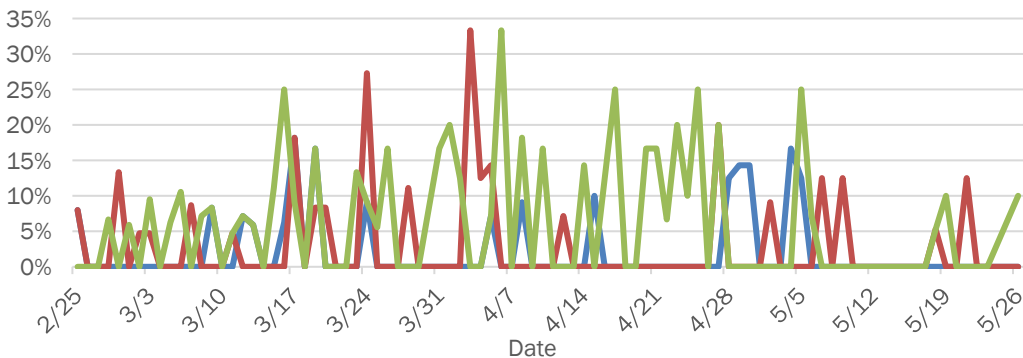
Number and percent of positive labs

These counts include the number of people for whom the department received laboratory results by day. This percent is the number of people who test positive for the first time divided by all the people tested that day, excluding people who have previously tested positive.

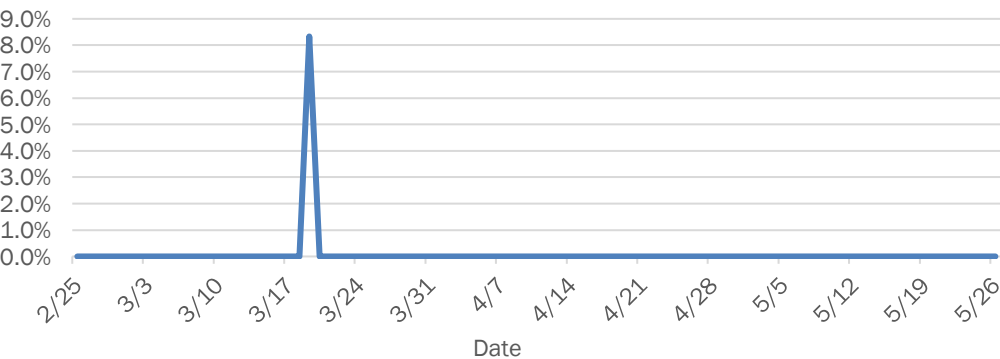


Emergency department (ED) chief complaint and admission data for Jefferson County

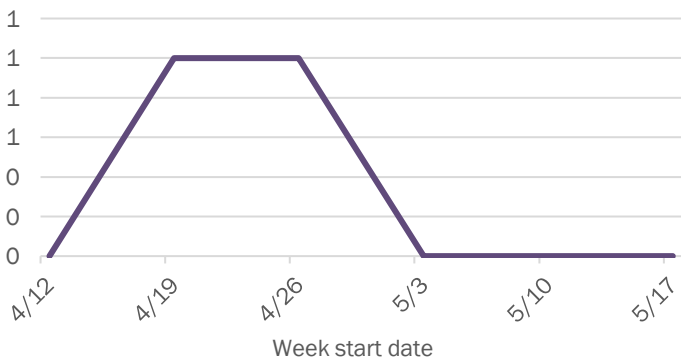
Daily percent of ED visits mentioning cough, fever, or shortness of breath



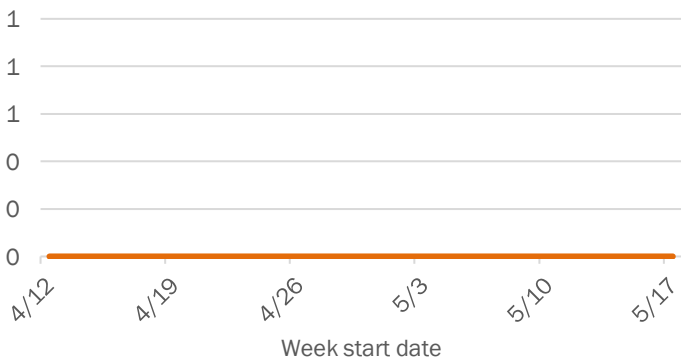
Daily percent of ED visits resulting in cough-associated admissions



Weekly count of ED visits for influenza-like illness



Weekly count of ED visits for COVID-like illness



The Electronic Surveillance System for the Early Notification of Community-Based Epidemics (ESSENCE-FL) includes chief complaint data from 211 of 212 Florida EDs. Data are transmitted electronically to ESSENCE-FL daily or hourly.

Coronavirus: summary for Lafayette County

Data for May 27, 2020 (verified at 10 AM)

Data in this report are provisional and subject to change.

Confirmed cases

Total cases

8

Cases confirmed in Florida residents per day

1

1

1

5/13

5/14

5/15

5/16

5/17

5/18

5/19

5/20

5/21

5/22

5/23

5/24

5/25

5/26

Florida residents

8

Non-Florida residents

0

Gender for Florida residents

Men

5

Women

3

Unknown

0

Age for Florida residents

Range

19 - 98

Median age

40

Race, ethnicity	Cases	Hospitalizations	Deaths
White	8100%	1100%	0N/A
Hispanic	225%	00%	0N/A
Non-Hispanic	675%	1100%	0N/A
Unknown ethnicity	00%	00%	0N/A
Black	00%	00%	0N/A
Hispanic	00%	00%	0N/A
Non-Hispanic	00%	00%	0N/A
Unknown ethnicity	00%	00%	0N/A
Other	00%	00%	0N/A
Hispanic	00%	00%	0N/A
Non-Hispanic	00%	00%	0N/A
Unknown ethnicity	00%	00%	0N/A
Unknown race	00%	00%	0N/A
Hispanic	00%	00%	0N/A
Non-Hispanic	00%	00%	0N/A
Unknown ethnicity	00%	00%	0N/A
Total	8	1	0

Hospitalization

counts include anyone who was hospitalized at some point during their illness. It does not reflect the number of people currently hospitalized.

Other race

includes any person with a race of American Indian/Alaskan native, Asian, native Hawaiian/Pacific Islander, or other.

Outcomes for Florida residents

Lafayette

Hospitalizations

1

(13% of all cases)

Deaths

0

(0% of all cases)

Statewide

Hospitalizations

9,639

(19% of all cases)

Deaths

2,319

(5% of all cases)

Cases in facility staff/residents

Lafayette

Long-term care

7

(88% of all cases)

Correctional

0

(0% of all cases)

Statewide

Long-term care

8,522

(17% of all cases)

Correctional

2,405

(5% of all cases)

Laboratory testing for Florida residents and non-Florida residents over the past 2 weeks

Number and percent of positive labs

These counts include the number of people for whom the department received laboratory results by day. This percent is the number of people who test positive for the first time divided by all the people tested that day, excluding people who have previously tested positive.

Date	Number of negatives	Percent positive	Number of positives
5/13	9	0.0%	0
5/14	1	0.0%	0
5/15	1	50.0%	1
5/16	17	0.0%	0
5/17	3	0.0%	0
5/18	9	0.0%	0
5/19	26	0.0%	0
5/20	165	0.0%	0
5/21	5	16.7%	1
5/22	20	4.8%	1
5/23	7	0.0%	0
5/24	5	0.0%	0
5/25	6	0.0%	0
5/26	4	0.0%	0

Emergency department (ED) chief complaint and admission data for Lafayette County

Daily percent of ED visits mentioning cough, fever, or shortness of breath

Daily percent of ED visits resulting in cough-associated admissions

Weekly count of ED visits for influenza-like illness

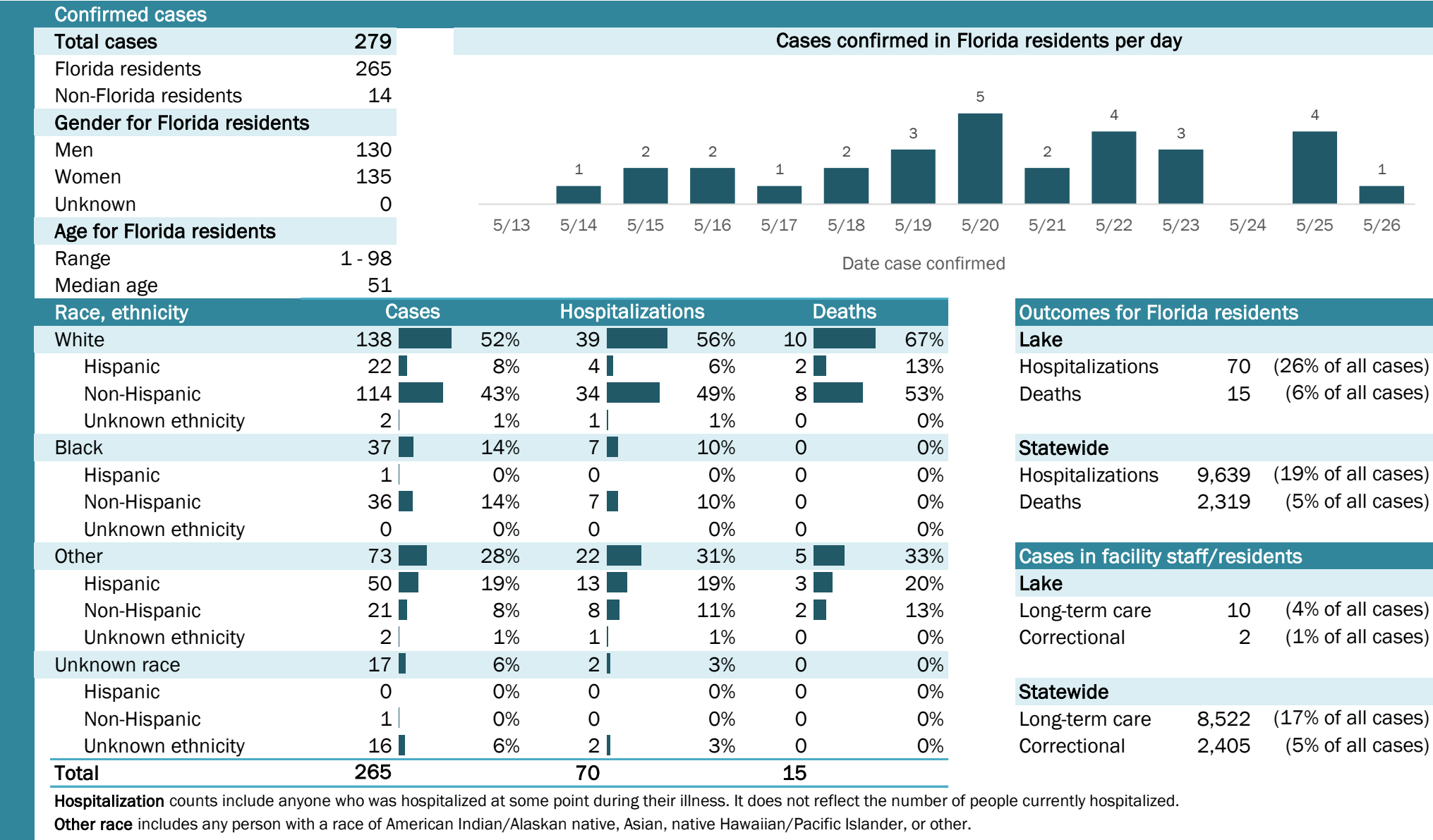
Weekly count of ED visits for COVID-like illness

The Electronic Surveillance System for the Early Notification of Community-Based Epidemics (ESSENCE-FL) includes chief complaint data from 211 of 212 Florida EDs. Data are transmitted electronically to ESSENCE-FL daily or hourly.

Coronavirus: summary for Lake County

Data for May 27, 2020 (verified at 10 AM)

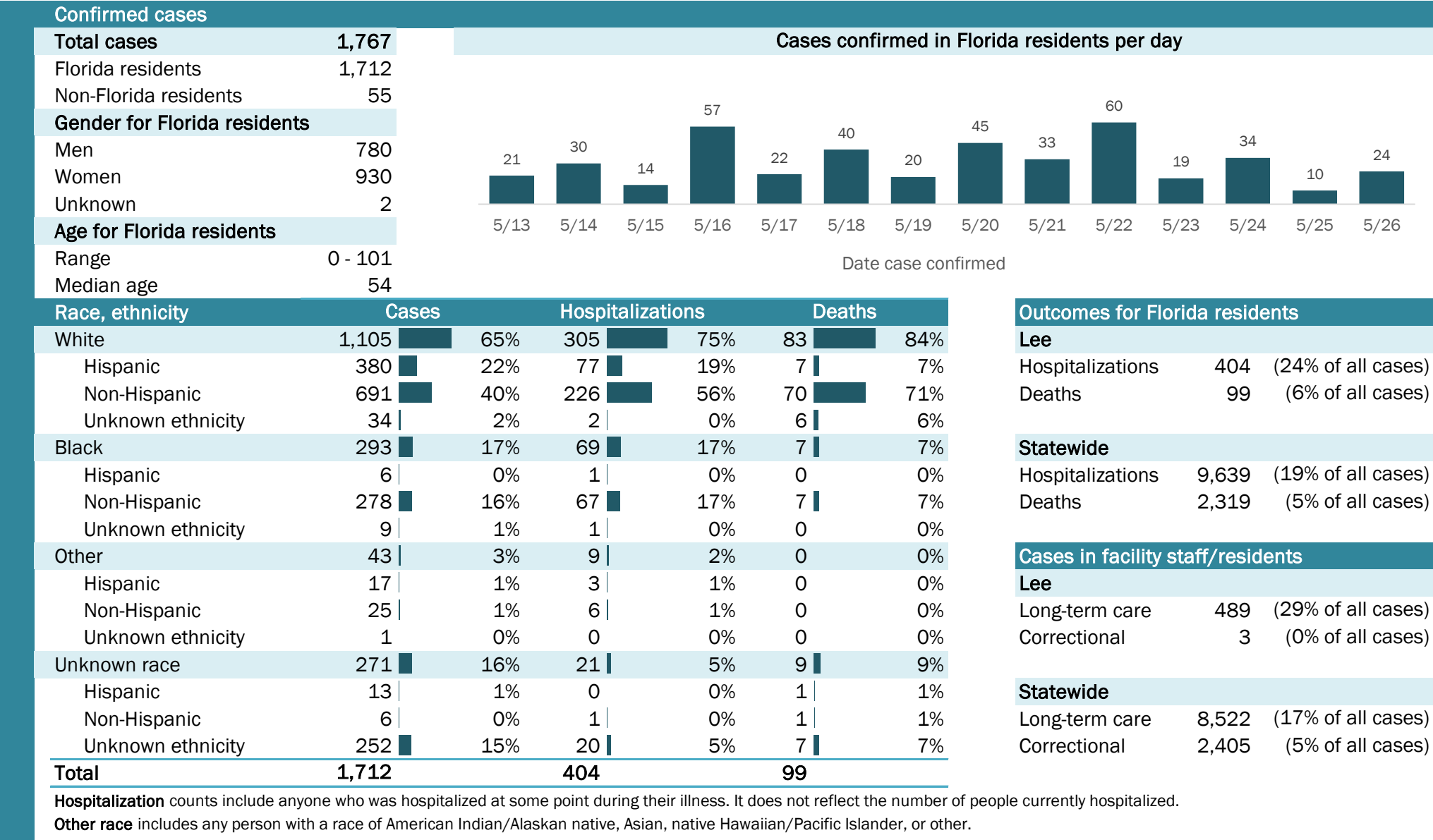
Data in this report are provisional and subject to change.



Coronavirus: summary for Lee County

Data for May 27, 2020 (verified at 10 AM)

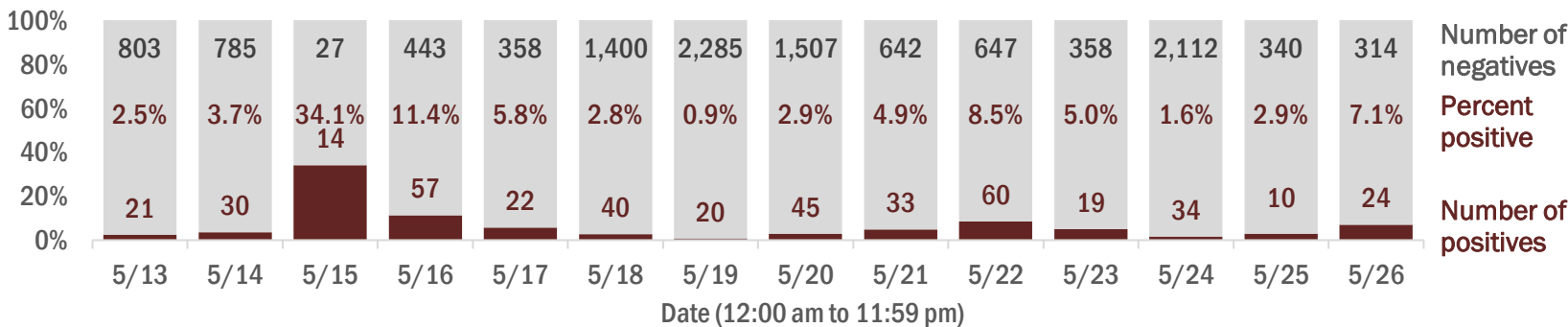
Data in this report are provisional and subject to change.



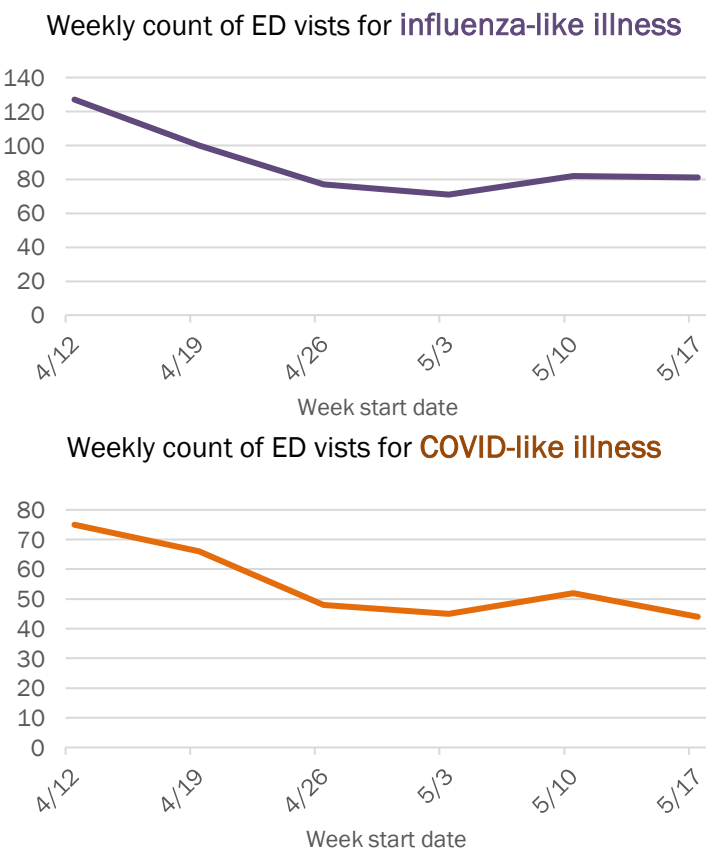
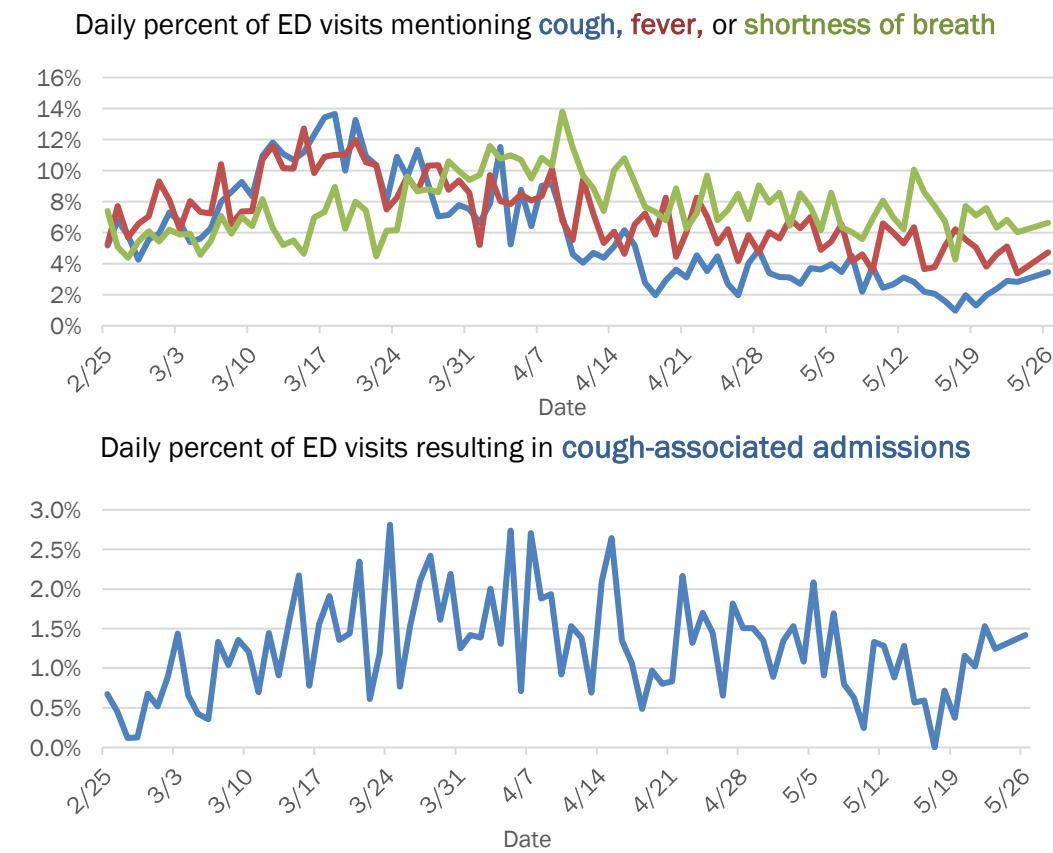
Laboratory testing for Florida residents and non-Florida residents over the past 2 weeks

Number and percent of positive labs

These counts include the number of people for whom the department received laboratory results by day. This percent is the number of people who test positive for the first time divided by all the people tested that day, excluding people who have previously tested positive.



Emergency department (ED) chief complaint and admission data for Lee County

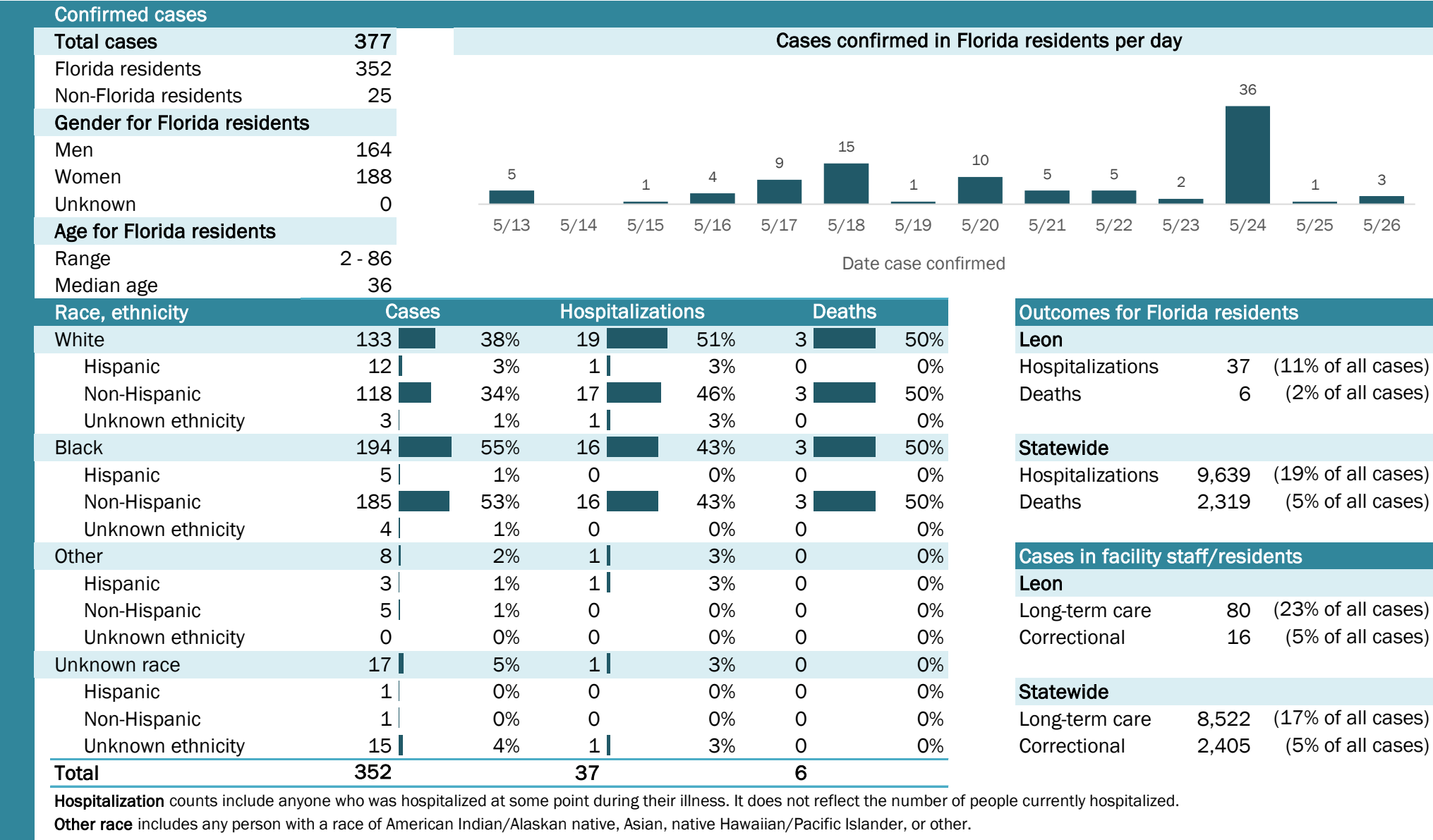


The Electronic Surveillance System for the Early Notification of Community-Based Epidemics (ESSENCE-FL) includes chief complaint data from 211 of 212 Florida EDs. Data are transmitted electronically to ESSENCE-FL daily or hourly.

Coronavirus: summary for Leon County

Data for May 27, 2020 (verified at 10 AM)

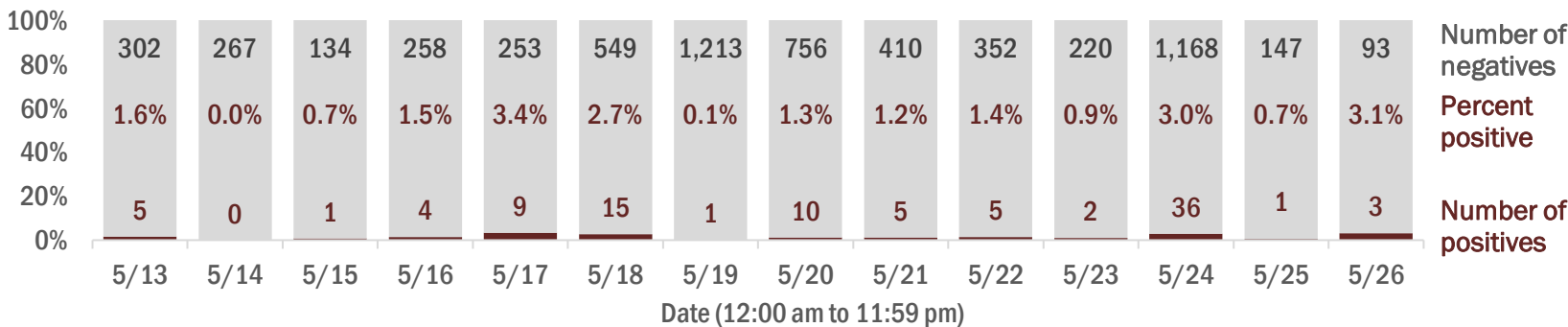
Data in this report are provisional and subject to change.



Laboratory testing for Florida residents and non-Florida residents over the past 2 weeks

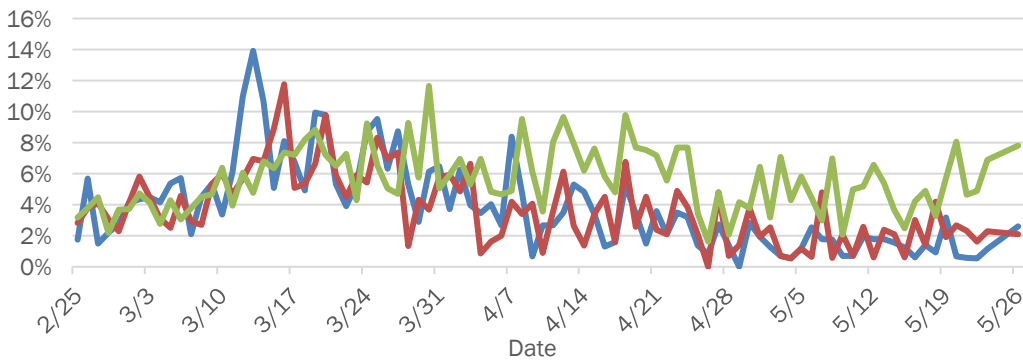
Number and percent of positive labs

These counts include the number of people for whom the department received laboratory results by day. This percent is the number of people who test positive for the first time divided by all the people tested that day, excluding people who have previously tested positive.

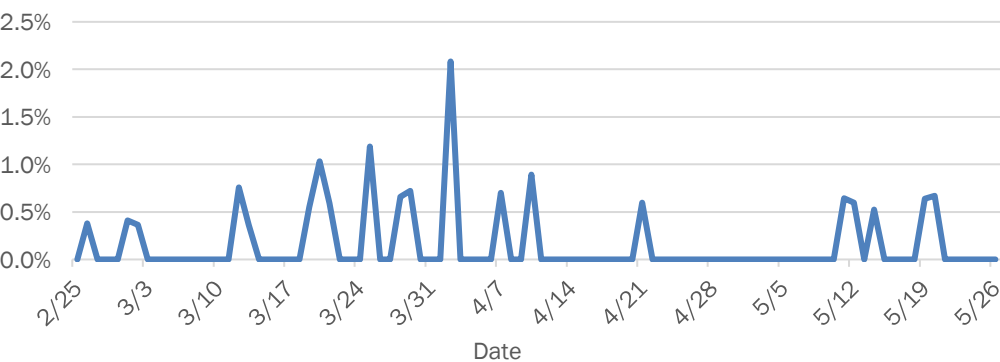


Emergency department (ED) chief complaint and admission data for Leon County

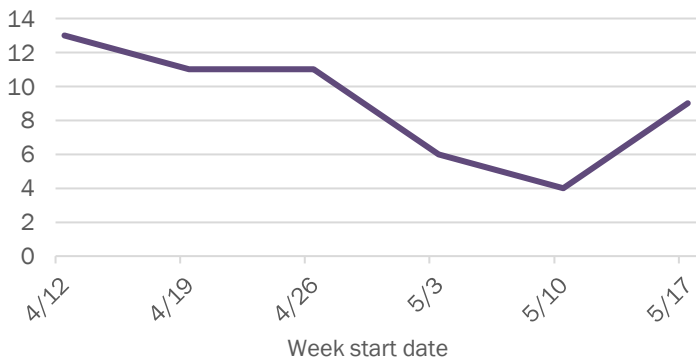
Daily percent of ED visits mentioning cough, fever, or shortness of breath



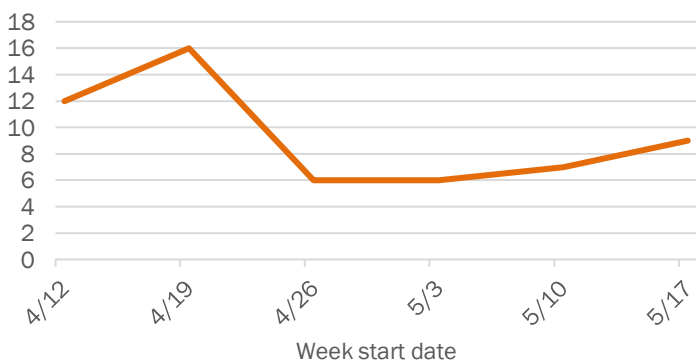
Daily percent of ED visits resulting in cough-associated admissions



Weekly count of ED visits for influenza-like illness



Weekly count of ED visits for COVID-like illness

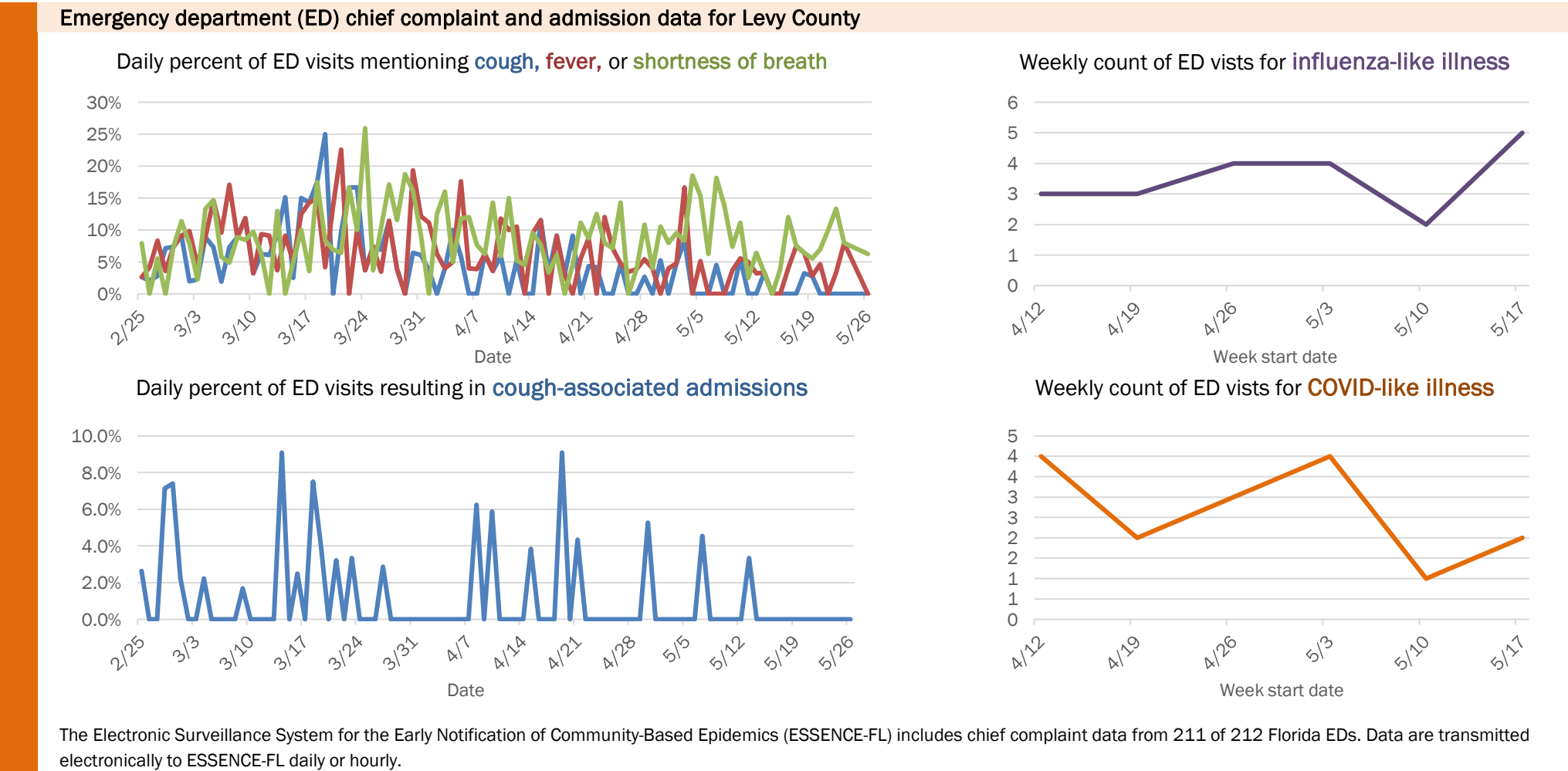
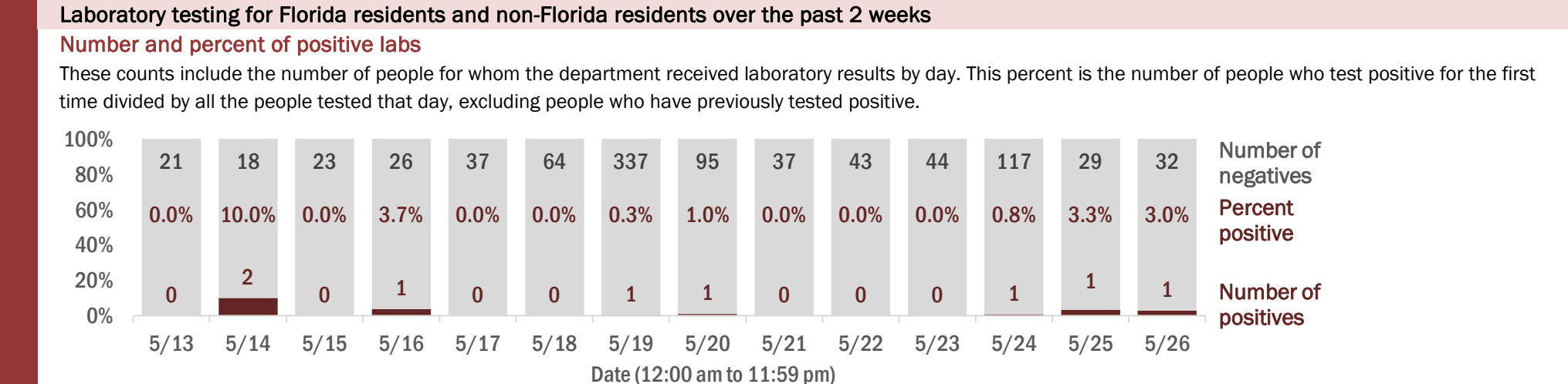
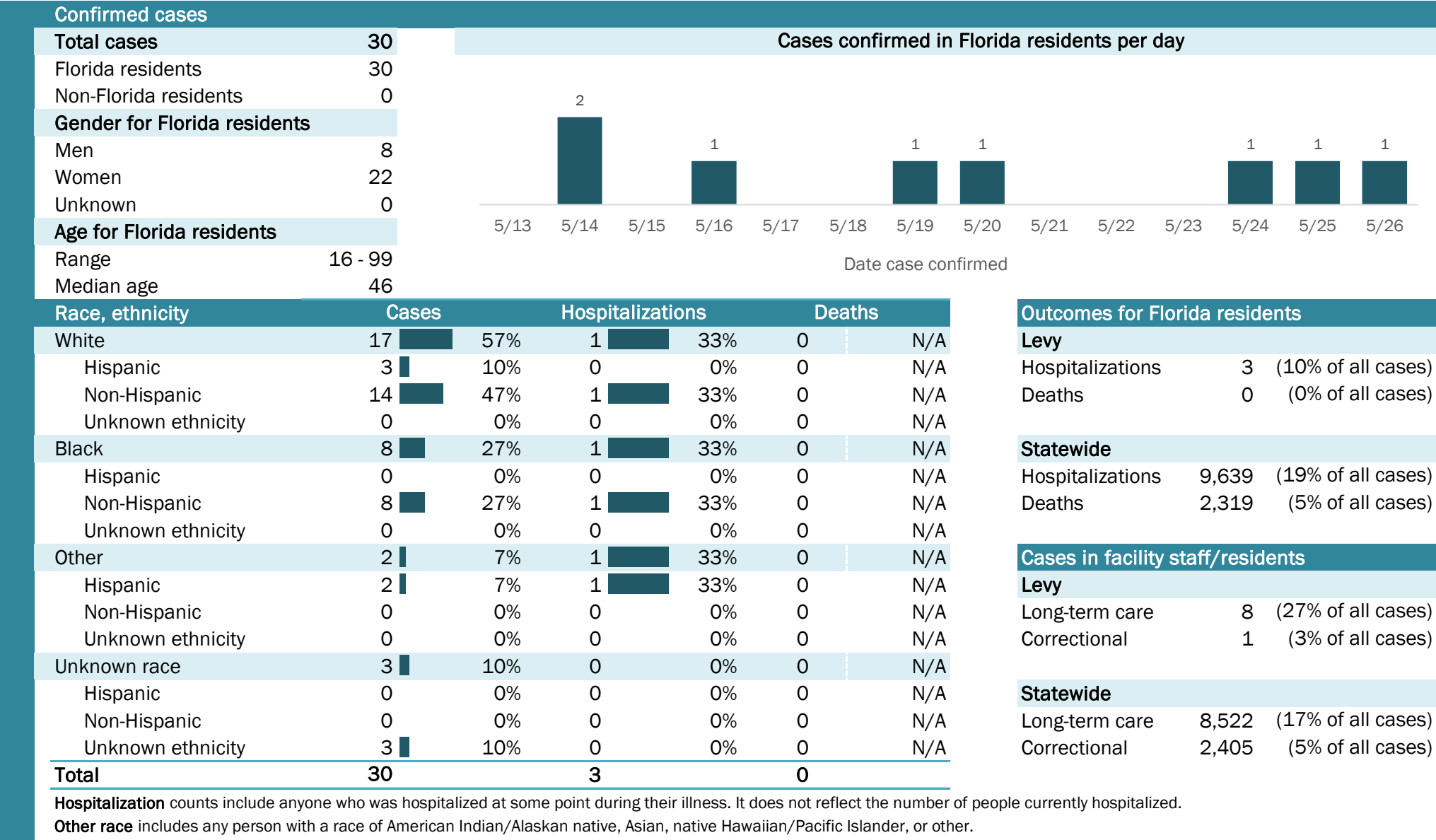


The Electronic Surveillance System for the Early Notification of Community-Based Epidemics (ESSENCE-FL) includes chief complaint data from 211 of 212 Florida EDs. Data are transmitted electronically to ESSENCE-FL daily or hourly.

Coronavirus: summary for Levy County

Data for May 27, 2020 (verified at 10 AM)

Data in this report are provisional and subject to change.

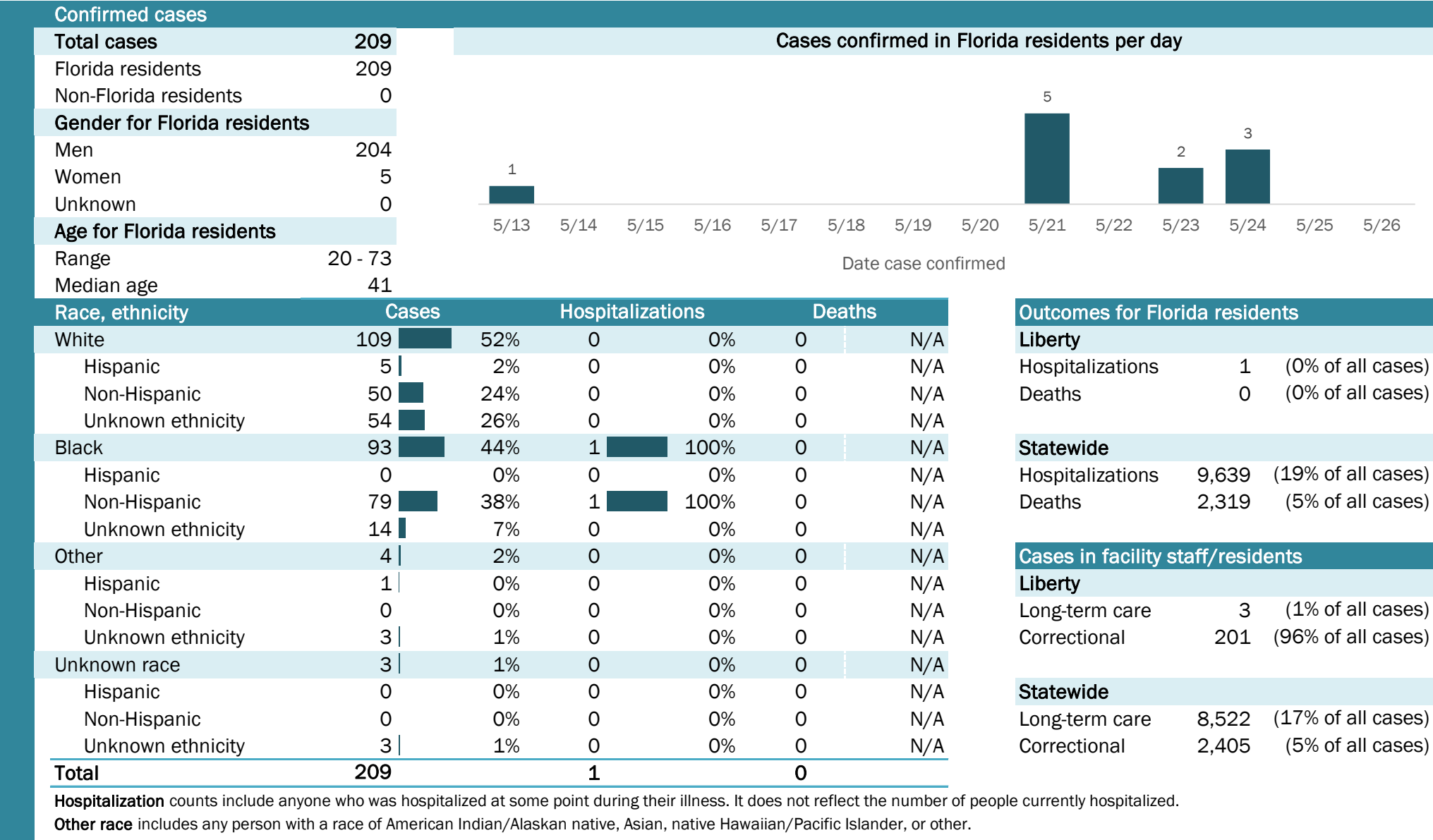


The Electronic Surveillance System for the Early Notification of Community-Based Epidemics (ESSENCE-FL) includes chief complaint data from 211 of 212 Florida EDs. Data are transmitted electronically to ESSENCE-FL daily or hourly.

Coronavirus: summary for Liberty County

Data for May 27, 2020 (verified at 10 AM)

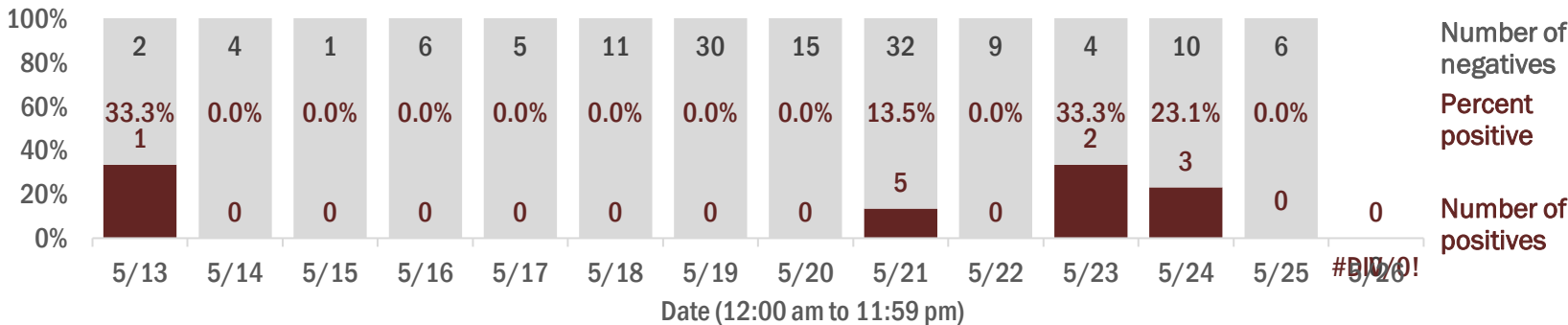
Data in this report are provisional and subject to change.



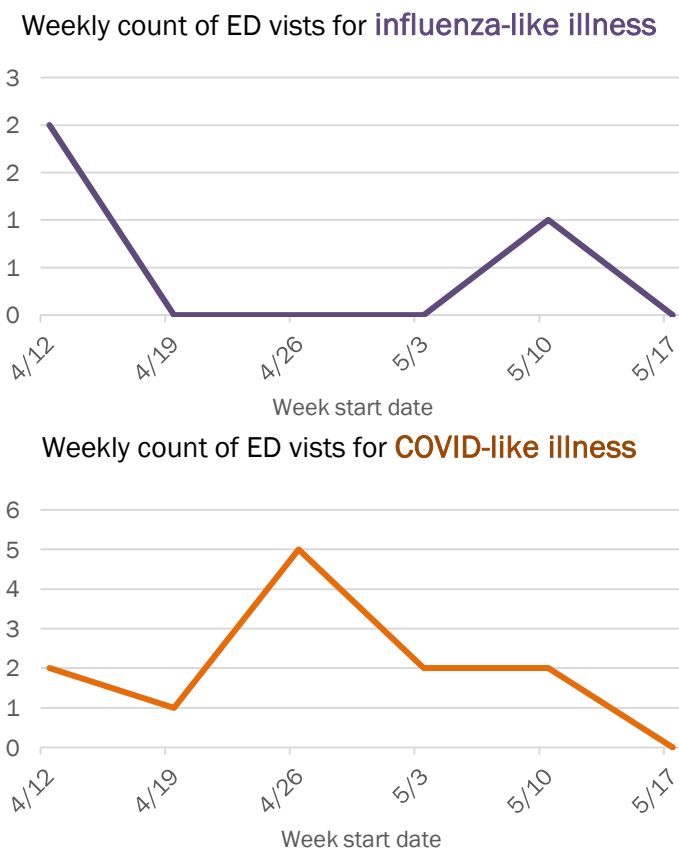
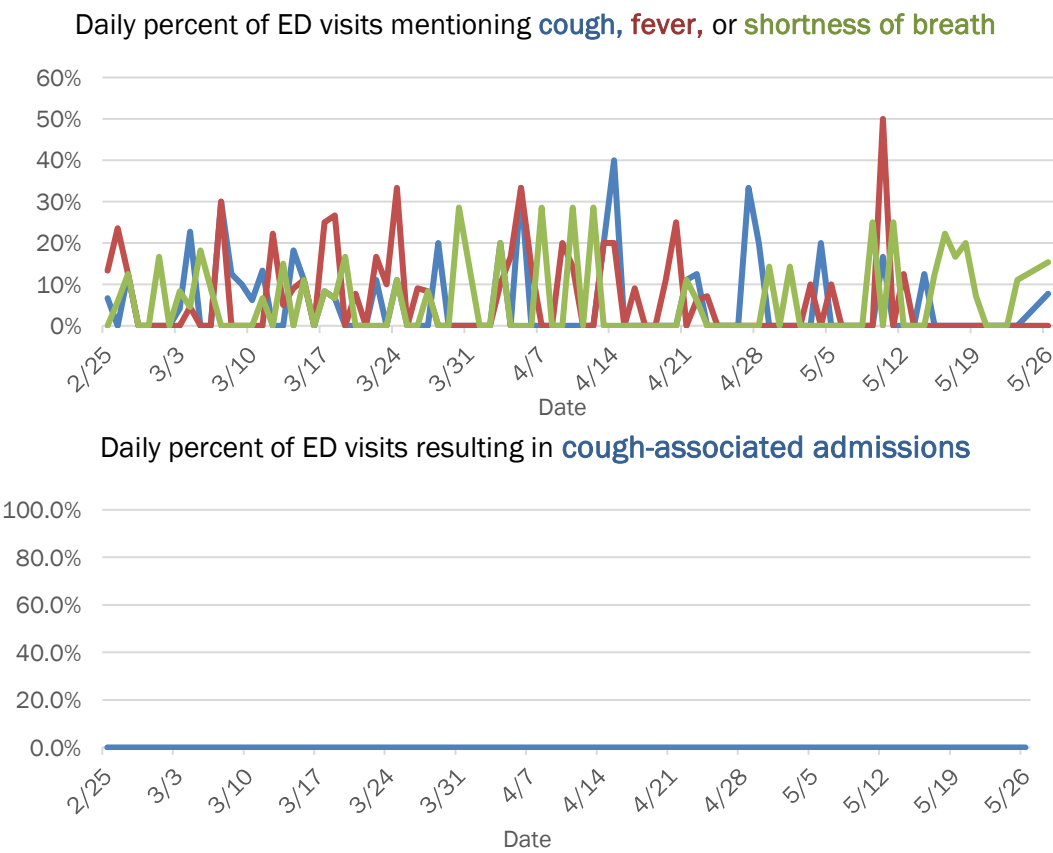
Laboratory testing for Florida residents and non-Florida residents over the past 2 weeks

Number and percent of positive labs

These counts include the number of people for whom the department received laboratory results by day. This percent is the number of people who test positive for the first time divided by all the people tested that day, excluding people who have previously tested positive.



Emergency department (ED) chief complaint and admission data for Liberty County

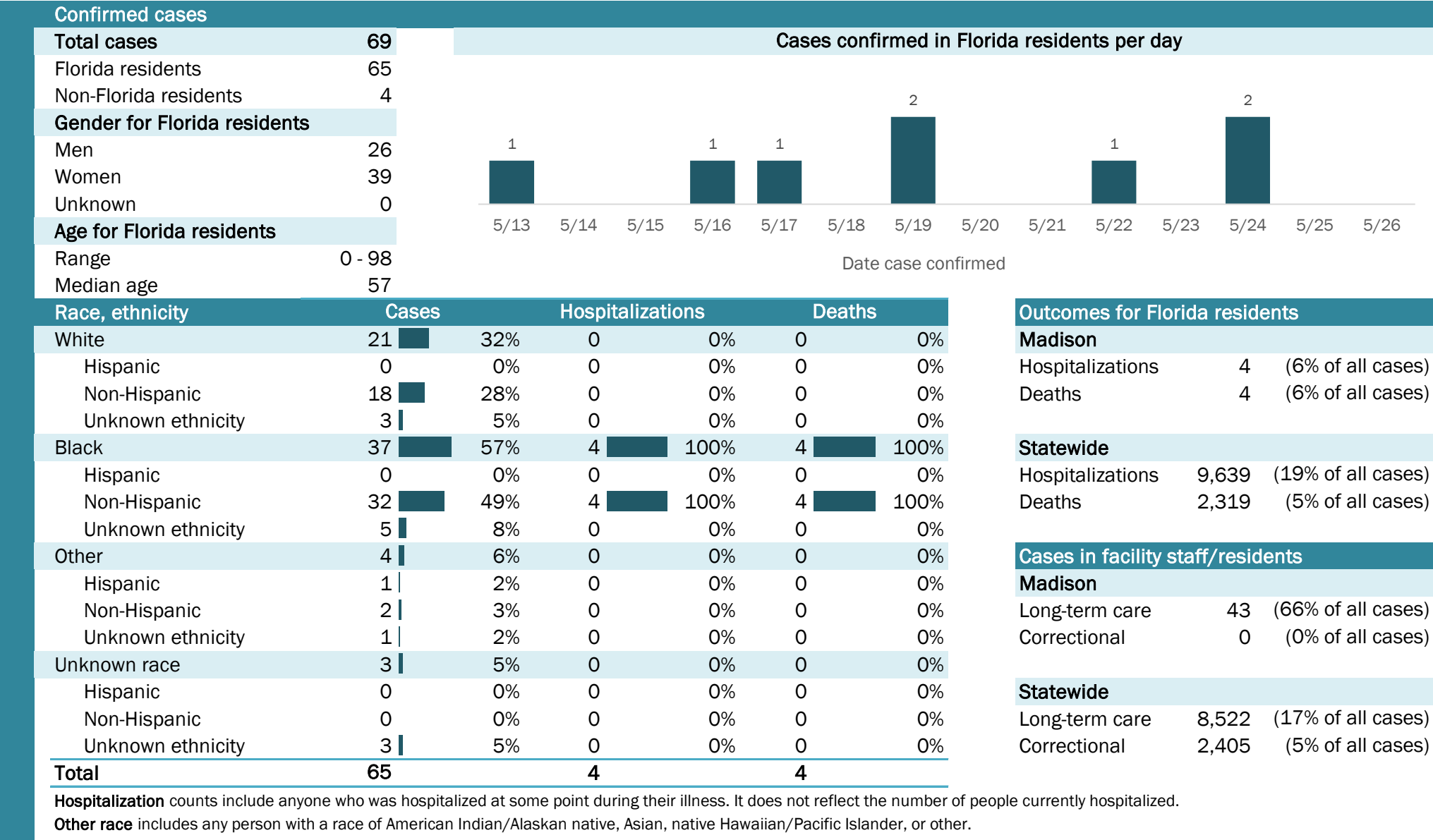


The Electronic Surveillance System for the Early Notification of Community-Based Epidemics (ESSENCE-FL) includes chief complaint data from 211 of 212 Florida EDs. Data are transmitted electronically to ESSENCE-FL daily or hourly.

Coronavirus: summary for Madison County

Data for May 27, 2020 (verified at 10 AM)

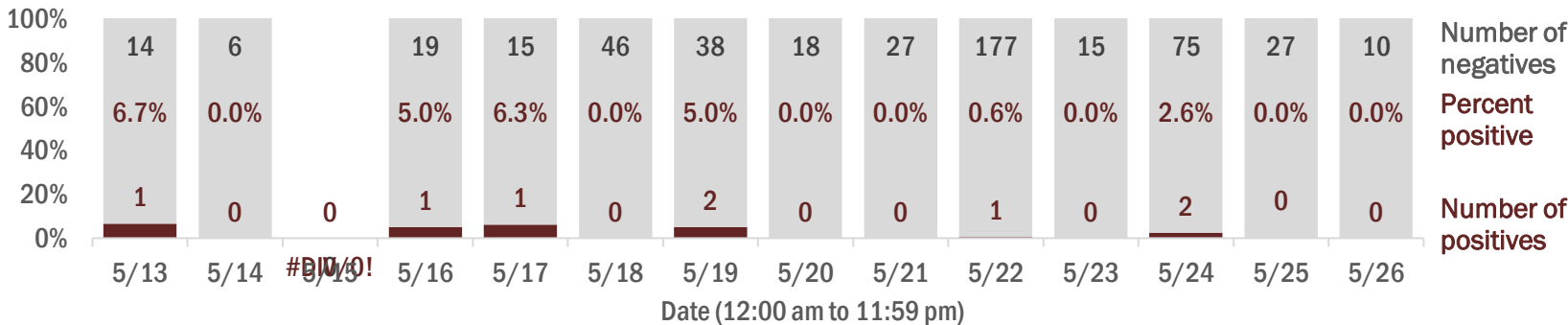
Data in this report are provisional and subject to change.



Laboratory testing for Florida residents and non-Florida residents over the past 2 weeks

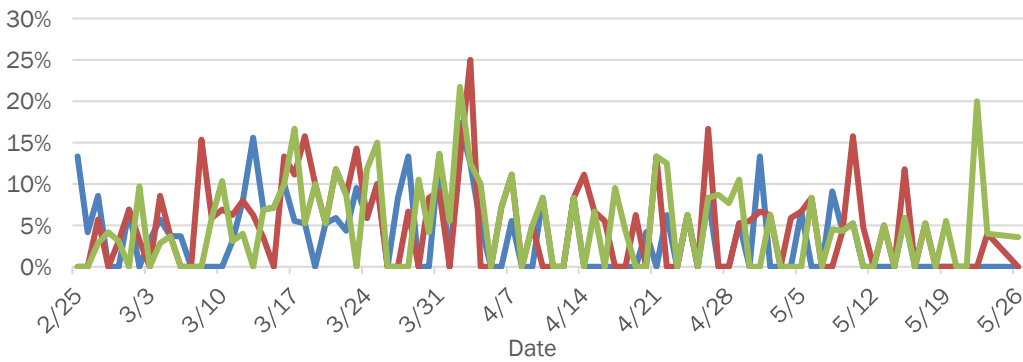
Number and percent of positive labs

These counts include the number of people for whom the department received laboratory results by day. This percent is the number of people who test positive for the first time divided by all the people tested that day, excluding people who have previously tested positive.

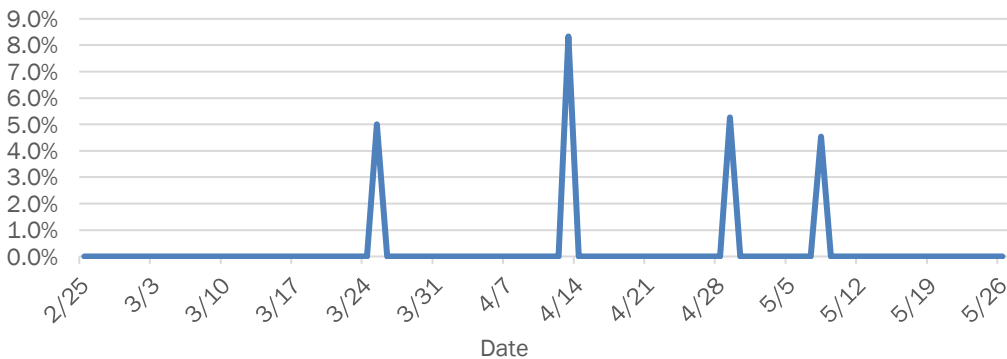


Emergency department (ED) chief complaint and admission data for Madison County

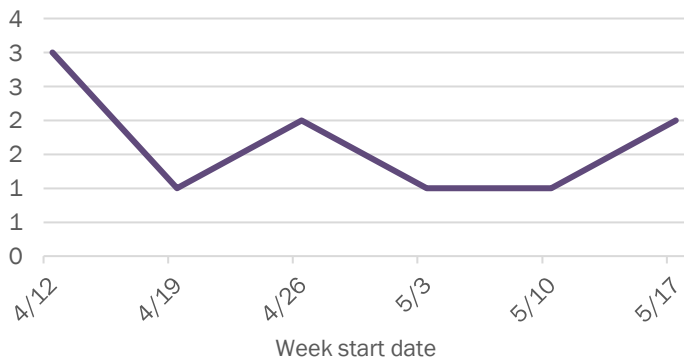
Daily percent of ED visits mentioning cough, fever, or shortness of breath



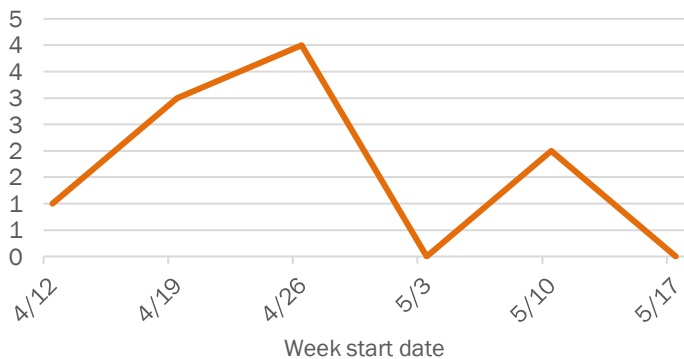
Daily percent of ED visits resulting in cough-associated admissions



Weekly count of ED visits for influenza-like illness



Weekly count of ED visits for COVID-like illness

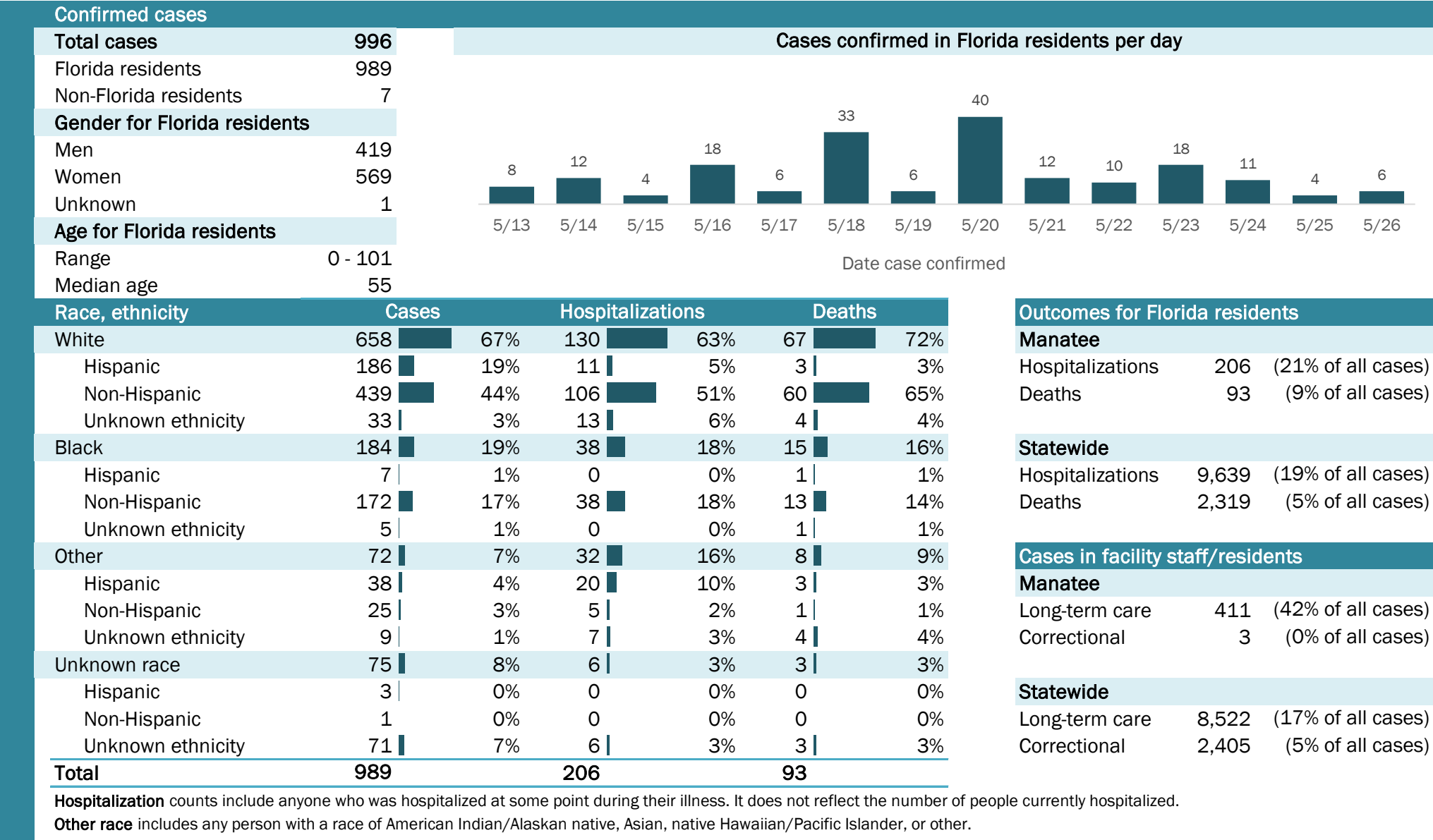


The Electronic Surveillance System for the Early Notification of Community-Based Epidemics (ESSENCE-FL) includes chief complaint data from 211 of 212 Florida EDs. Data are transmitted electronically to ESSENCE-FL daily or hourly.

Coronavirus: summary for Manatee County

Data for May 27, 2020 (verified at 10 AM)

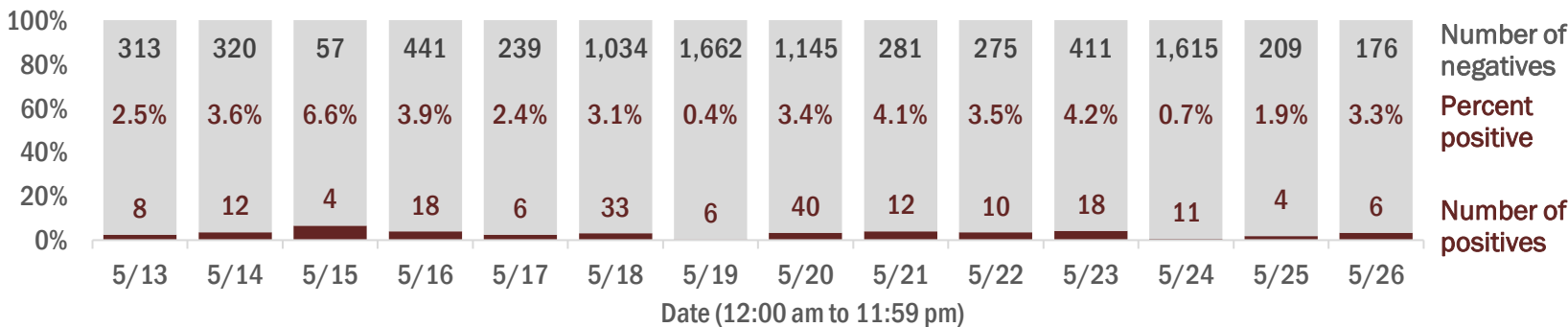
Data in this report are provisional and subject to change.



Laboratory testing for Florida residents and non-Florida residents over the past 2 weeks

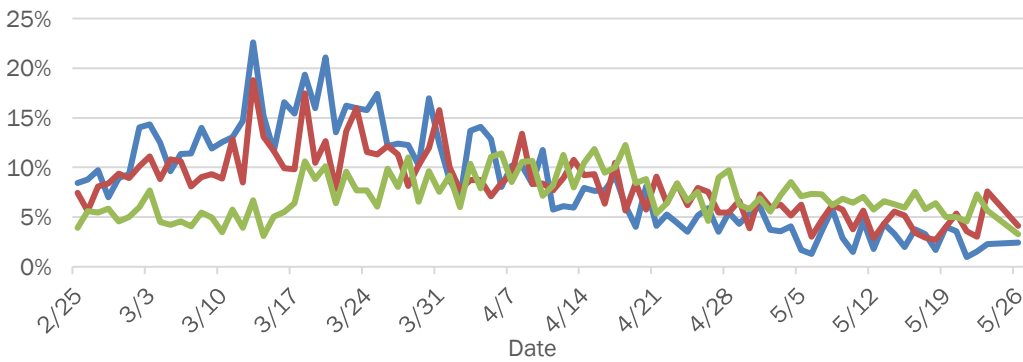
Number and percent of positive labs

These counts include the number of people for whom the department received laboratory results by day. This percent is the number of people who test positive for the first time divided by all the people tested that day, excluding people who have previously tested positive.

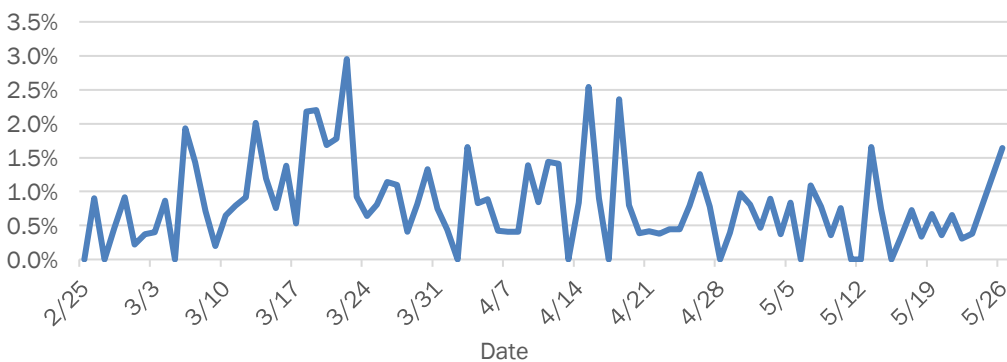


Emergency department (ED) chief complaint and admission data for Manatee County

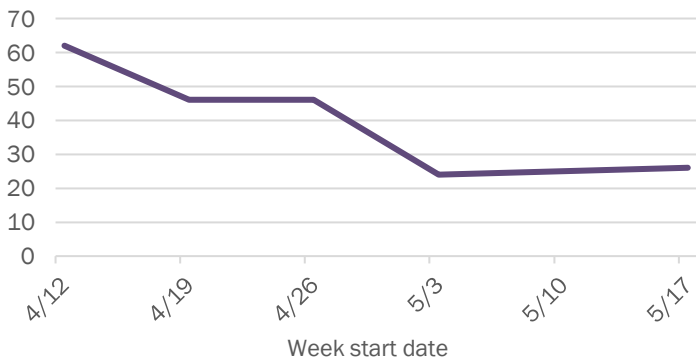
Daily percent of ED visits mentioning cough, fever, or shortness of breath



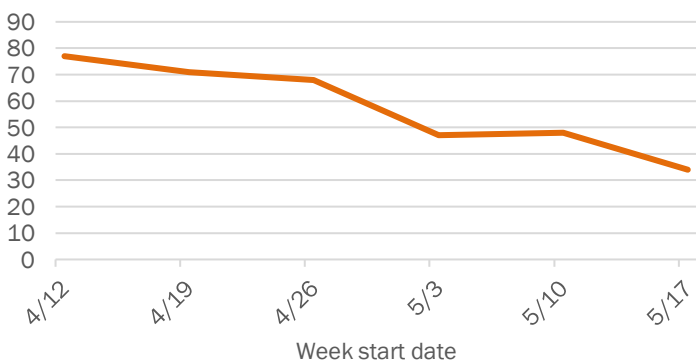
Daily percent of ED visits resulting in cough-associated admissions



Weekly count of ED visits for influenza-like illness



Weekly count of ED visits for COVID-like illness

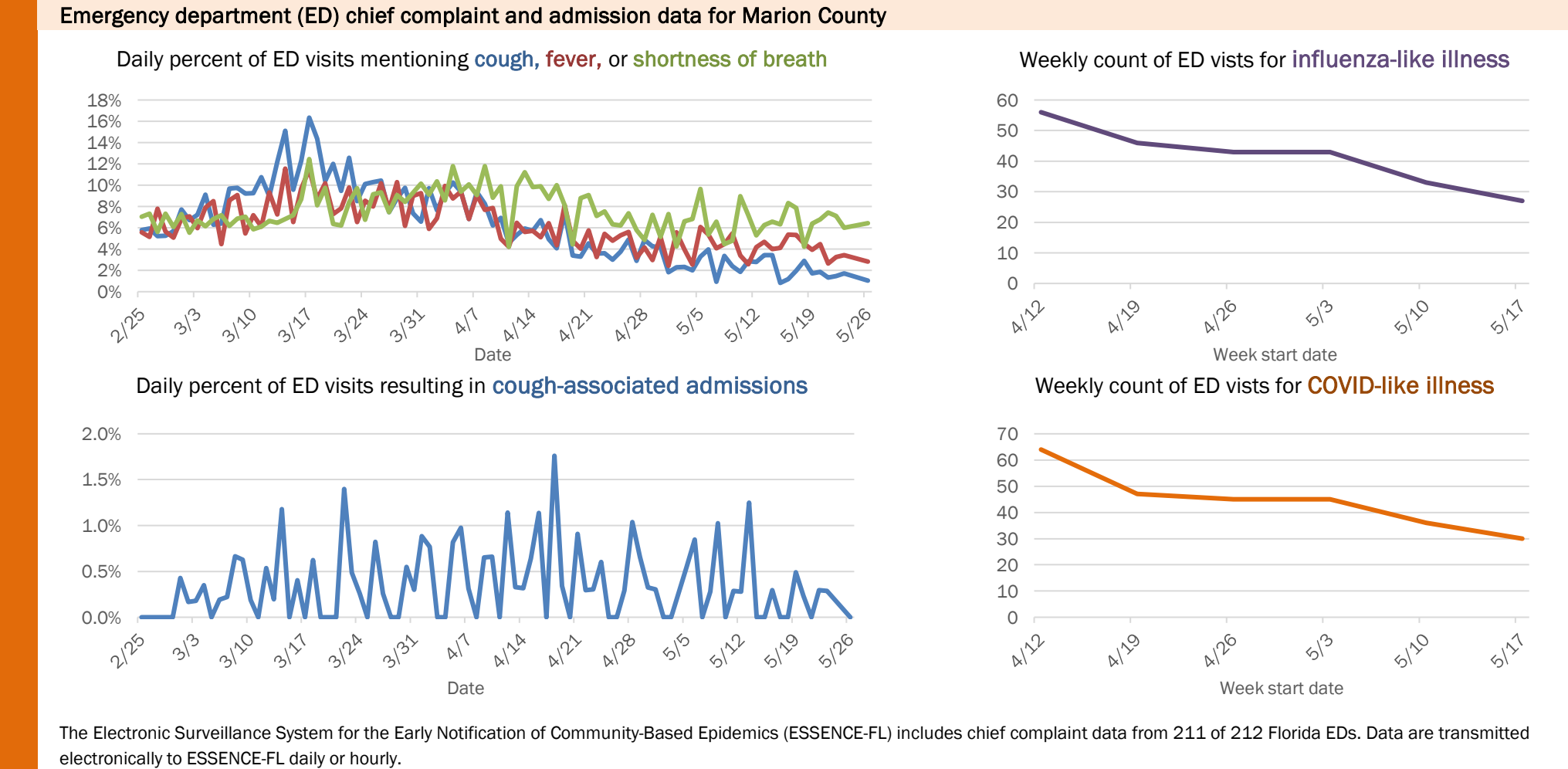
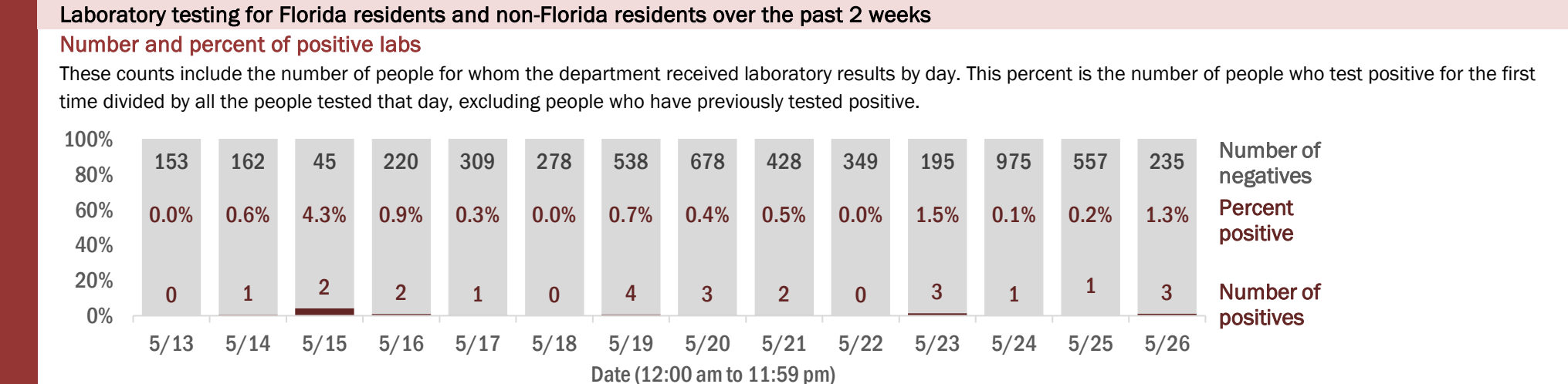
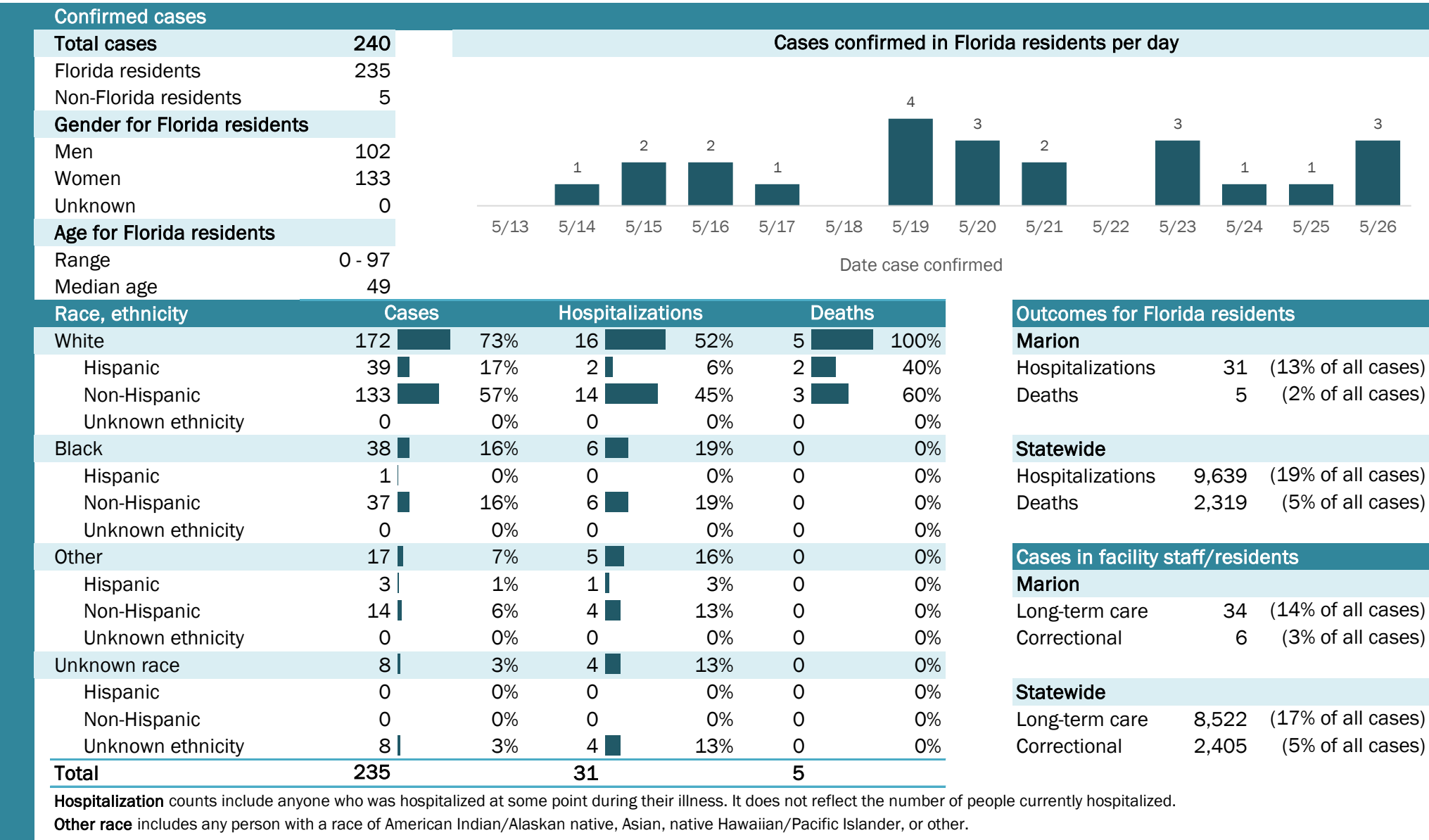


The Electronic Surveillance System for the Early Notification of Community-Based Epidemics (ESSENCE-FL) includes chief complaint data from 211 of 212 Florida EDs. Data are transmitted electronically to ESSENCE-FL daily or hourly.

Coronavirus: summary for Marion County

Data for May 27, 2020 (verified at 10 AM)

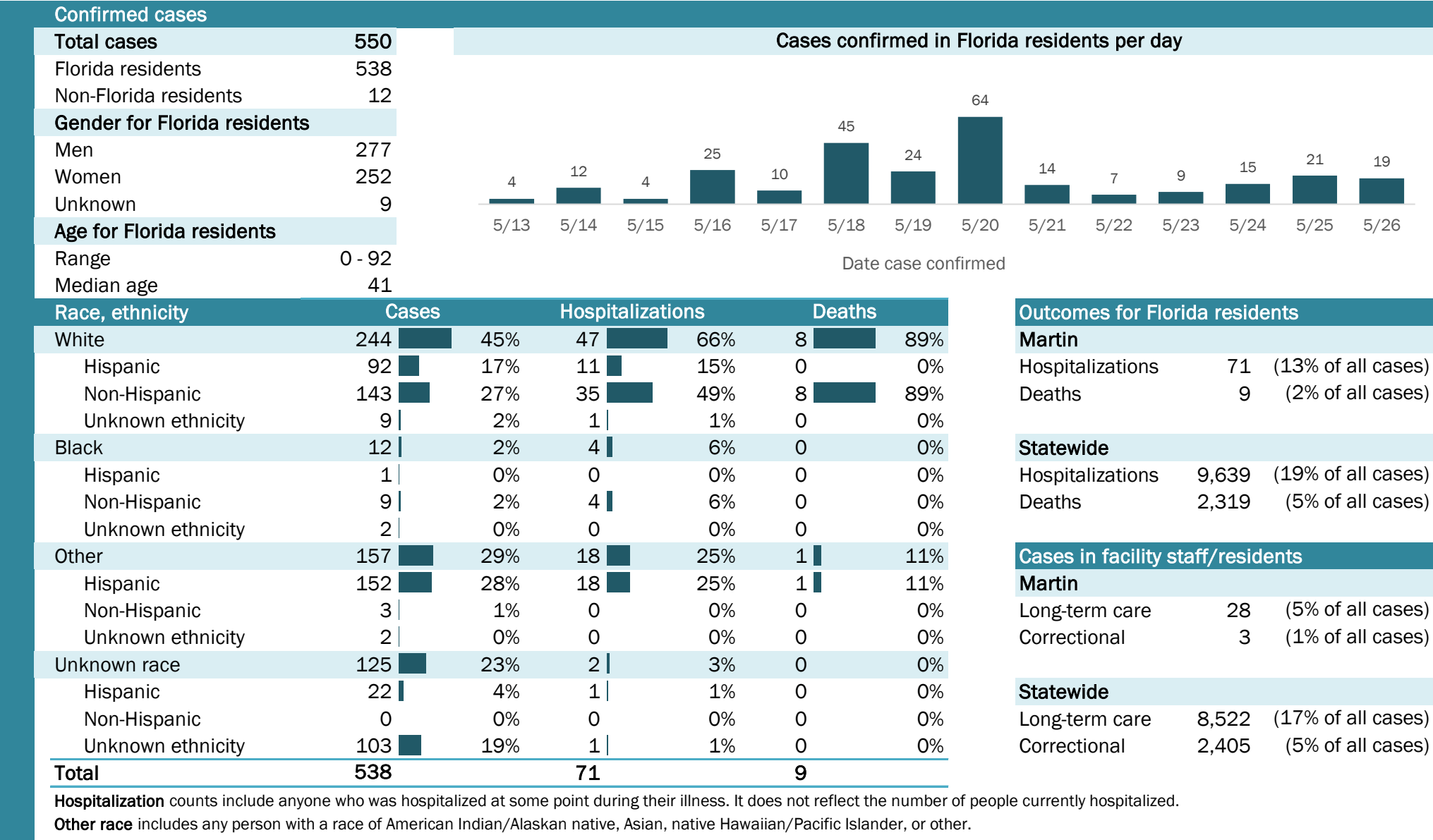
Data in this report are provisional and subject to change.



Coronavirus: summary for Martin County

Data for May 27, 2020 (verified at 10 AM)

Data in this report are provisional and subject to change.



Coronavirus: summary for Monroe County

Data for May 27, 2020 (verified at 10 AM)

Data in this report are provisional and subject to change.

Confirmed cases

Total cases

107

Florida residents

96

Non-Florida residents

11

Gender for Florida residents

Men

51

Women

45

Unknown

0

Age for Florida residents

Range

6 - 91

Median age

55

Cases confirmed in Florida residents per day

4

5

5/13

5/14

5/15

5/16

5/17

5/18

5/19

5/20

5/21

5/22

5/23

5/24

5/25

5/26

Date case confirmed

Race, ethnicity	Cases	Hospitalizations	Deaths
White	74 77%	8 80%	3 75%
Hispanic	20 21%	2 20%	0 0%
Non-Hispanic	48 50%	6 60%	2 50%
Unknown ethnicity	6 6%	0 0%	1 25%
Black	5 5%	2 20%	1 25%
Hispanic	0 0%	0 0%	0 0%
Non-Hispanic	5 5%	2 20%	1 25%
Unknown ethnicity	0 0%	0 0%	0 0%
Other	1 1%	0 0%	0 0%
Hispanic	1 1%	0 0%	0 0%
Non-Hispanic	0 0%	0 0%	0 0%
Unknown ethnicity	0 0%	0 0%	0 0%
Unknown race	16 17%	0 0%	0 0%
Hispanic	1 1%	0 0%	0 0%
Non-Hispanic	1 1%	0 0%	0 0%
Unknown ethnicity	14 15%	0 0%	0 0%
Total	96	10	4

Hospitalization

counts include anyone who was hospitalized at some point during their illness. It does not reflect the number of people currently hospitalized.

Other race

includes any person with a race of American Indian/Alaskan native, Asian, native Hawaiian/Pacific Islander, or other.

Outcomes for Florida residents

Monroe

Hospitalizations

10

(10% of all cases)

Deaths

4

(4% of all cases)

Statewide

Hospitalizations

9,639

(19% of all cases)

Deaths

2,319

(5% of all cases)

Cases in facility staff/residents

Monroe

Long-term care

22

(23% of all cases)

Correctional

0

(0% of all cases)

Statewide

Long-term care

8,522

(17% of all cases)

Correctional

2,405

(5% of all cases)

Laboratory testing for Florida residents and non-Florida residents over the past 2 weeks

Number and percent of positive labs

These counts include the number of people for whom the department received laboratory results by day. This percent is the number of people who test positive for the first time divided by all the people tested that day, excluding people who have previously tested positive.

Date	Number of negatives	Percent positive	Number of positives
5/13	68	0.0%	0
5/14	81	0.0%	0
5/15	36	0.0%	0
5/16	54	6.9%	4
5/17	86	0.0%	0
5/18	48	0.0%	0
5/19	160	0.0%	0
5/20	58	0.0%	0
5/21	66	0.0%	0
5/22	110	4.3%	5
5/23	37	0.0%	0
5/24	55	0.0%	0
5/25	38	0.0%	0
5/26	42	0.0%	0

Emergency department (ED) chief complaint and admission data for Monroe County

Daily percent of ED visits mentioning cough, fever, or shortness of breath

Daily percent of ED visits resulting in cough-associated admissions

Weekly count of ED visits for influenza-like illness

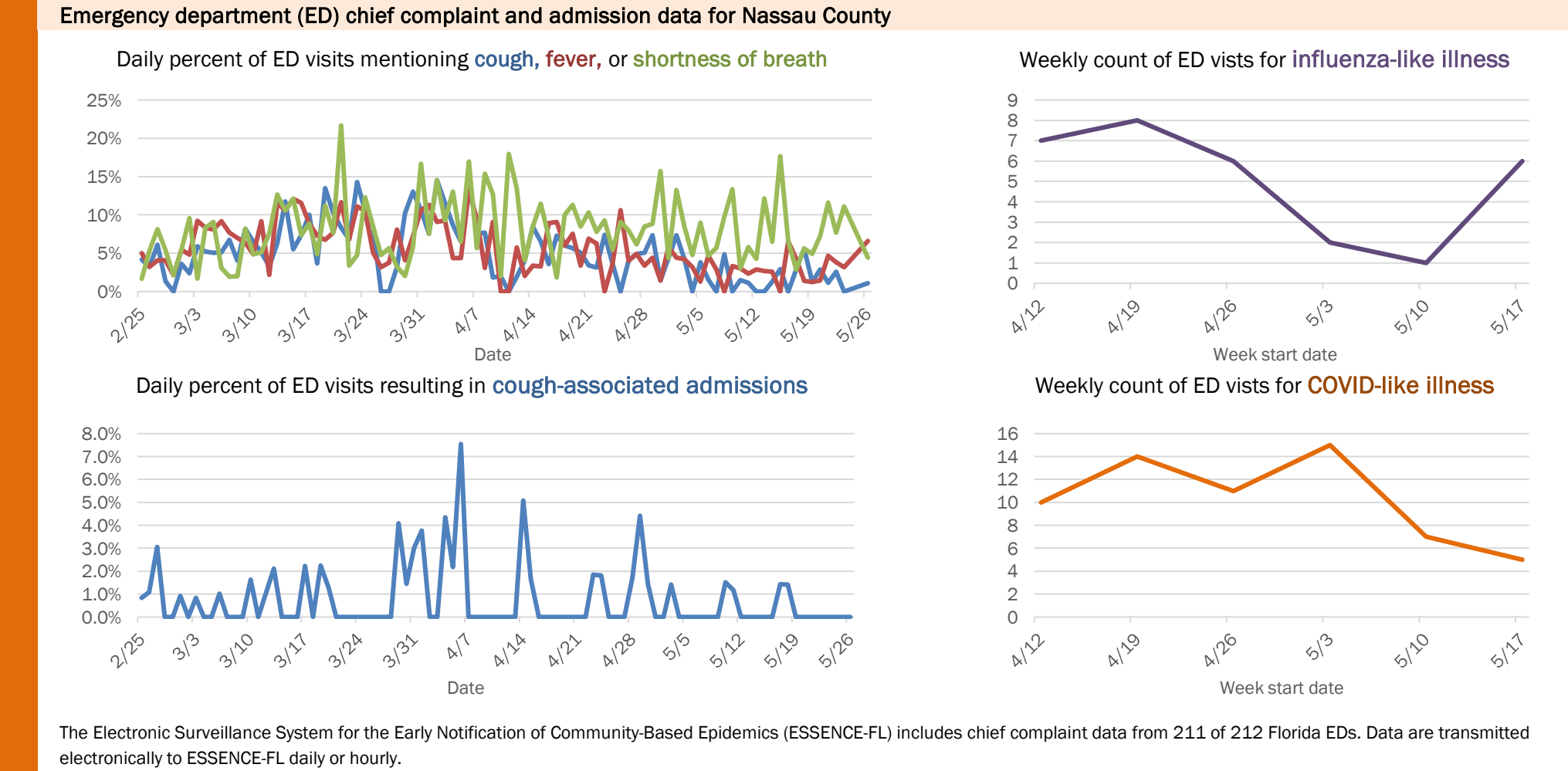
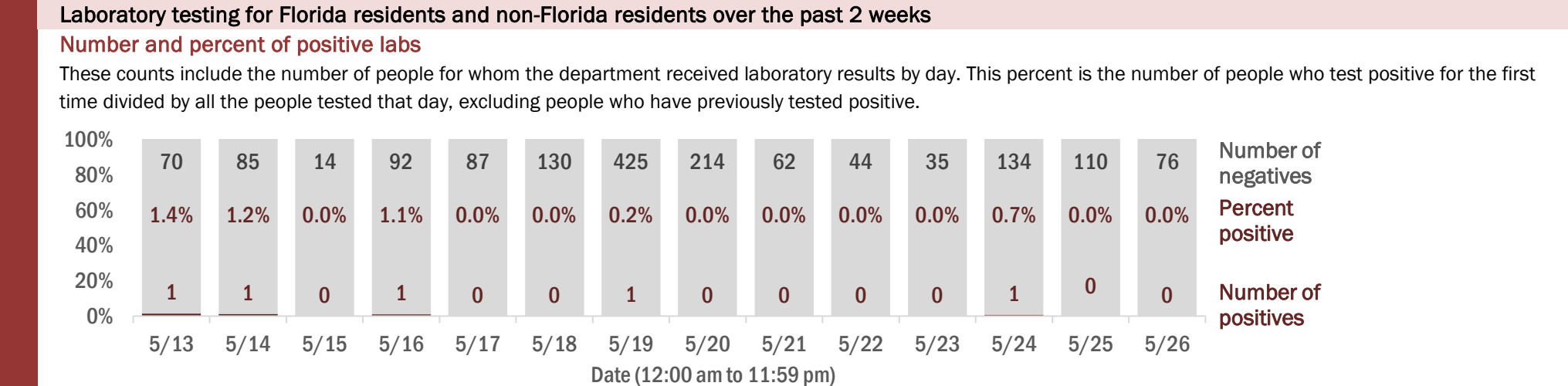
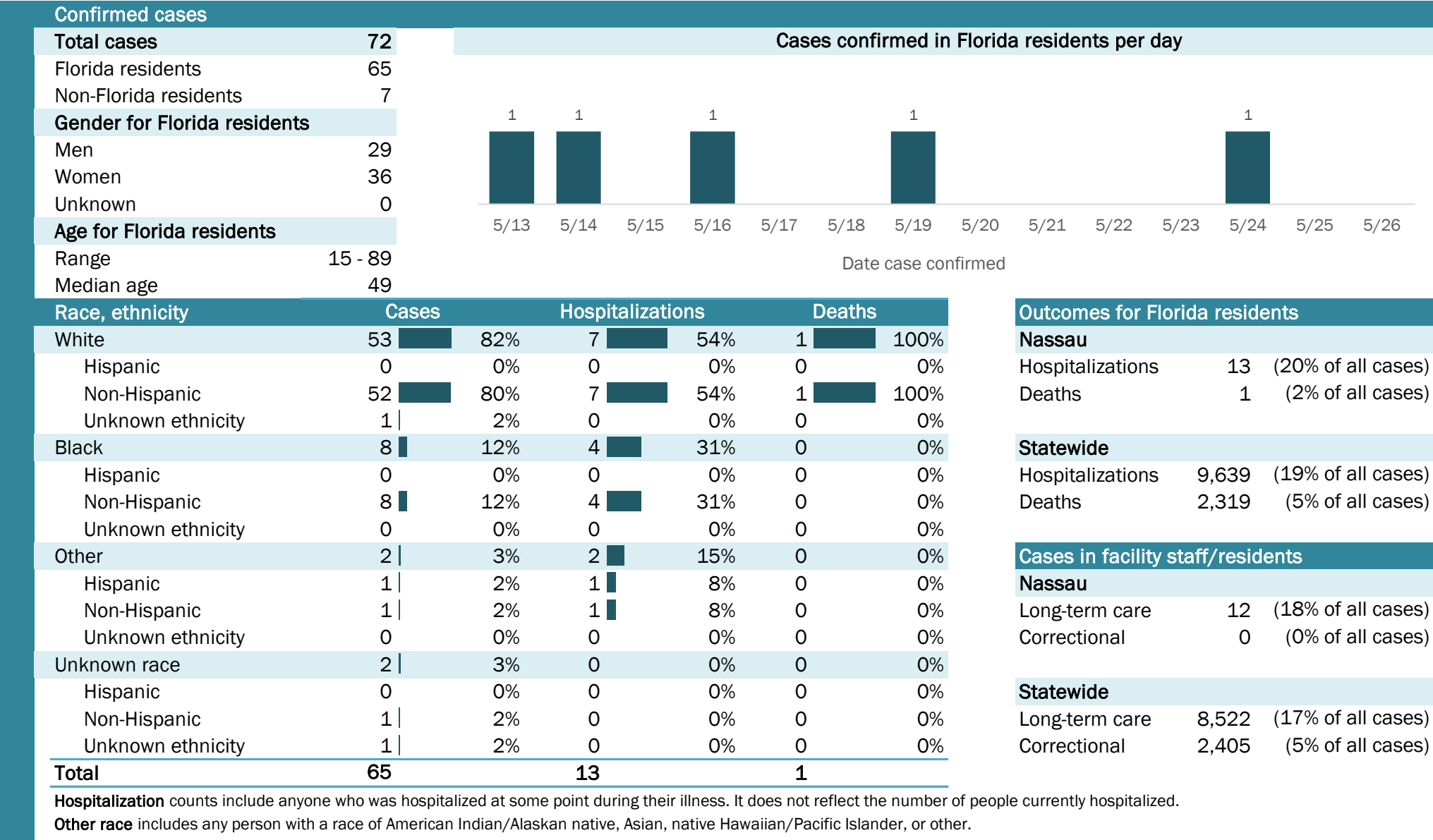
Weekly count of ED visits for COVID-like illness

The Electronic Surveillance System for the Early Notification of Community-Based Epidemics (ESSENCE-FL) includes chief complaint data from 211 of 212 Florida EDs. Data are transmitted electronically to ESSENCE-FL daily or hourly.

Coronavirus: summary for Nassau County

Data for May 27, 2020 (verified at 10 AM)

Data in this report are provisional and subject to change.

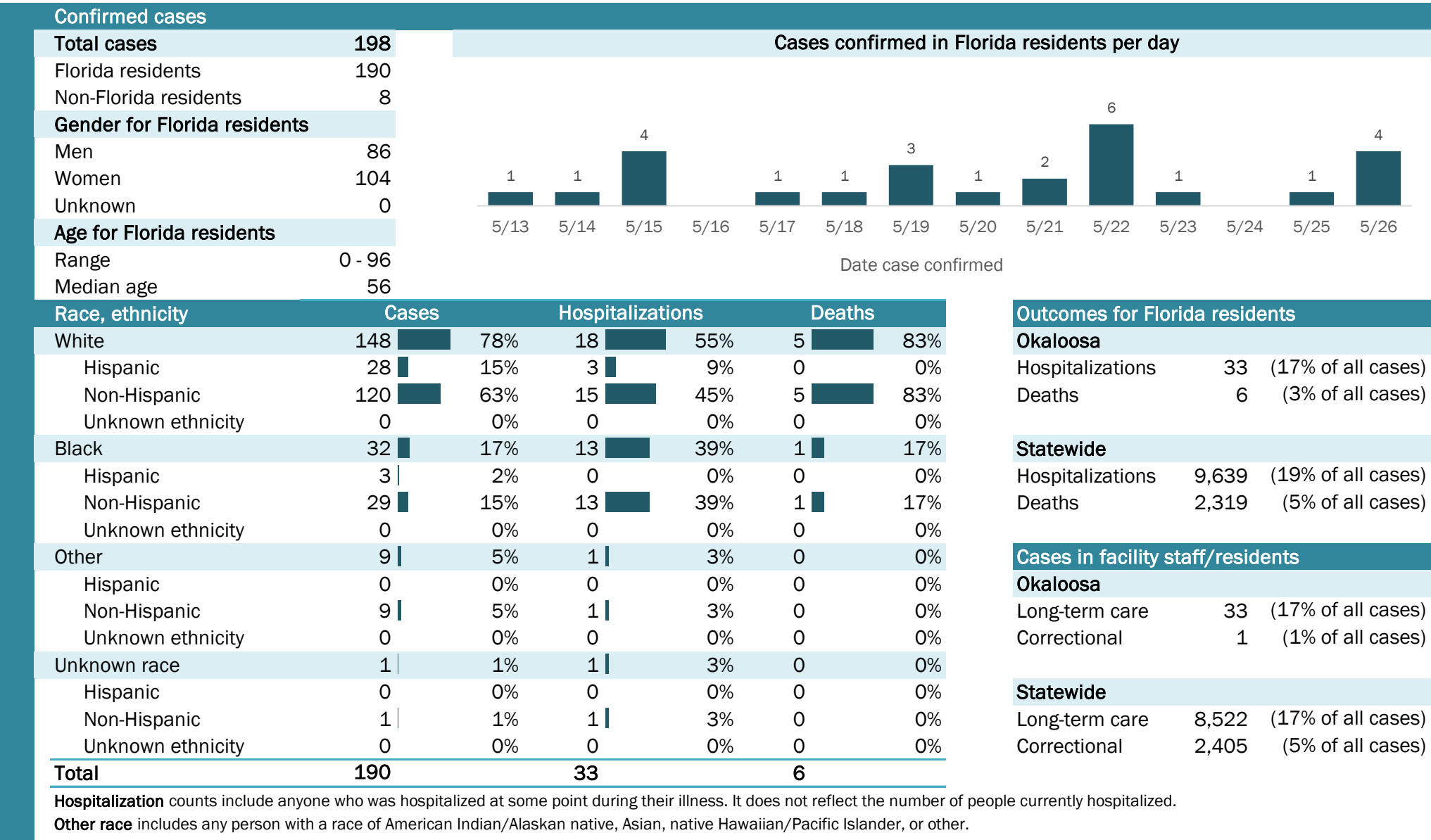


The Electronic Surveillance System for the Early Notification of Community-Based Epidemics (ESSENCE-FL) includes chief complaint data from 211 of 212 Florida EDs. Data are transmitted electronically to ESSENCE-FL daily or hourly.

Coronavirus: summary for Okaloosa County

Data for May 27, 2020 (verified at 10 AM)

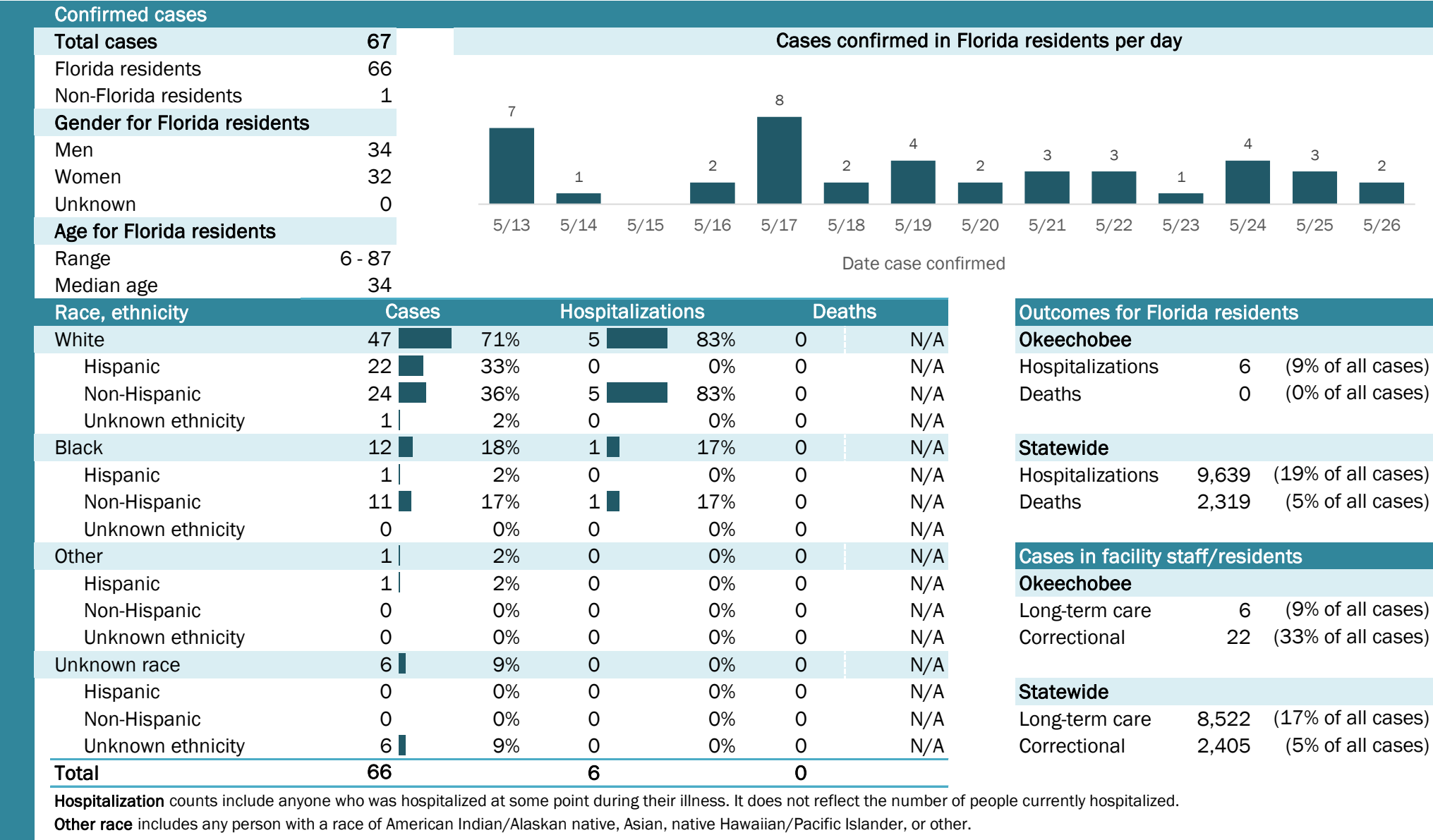
Data in this report are provisional and subject to change.



Coronavirus: summary for Okeechobee County

Data for May 27, 2020 (verified at 10 AM)

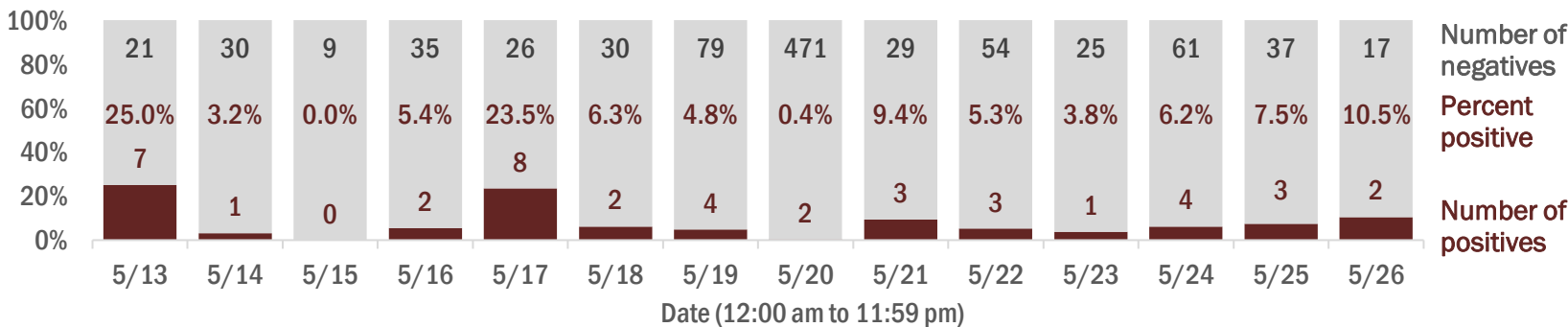
Data in this report are provisional and subject to change.



Laboratory testing for Florida residents and non-Florida residents over the past 2 weeks

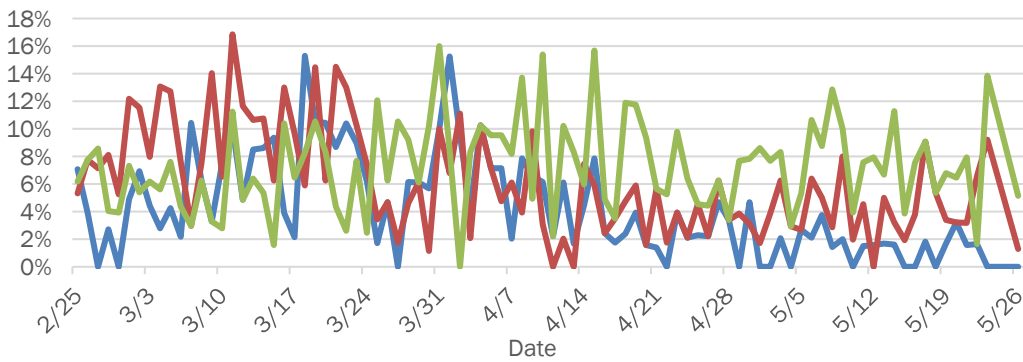
Number and percent of positive labs

These counts include the number of people for whom the department received laboratory results by day. This percent is the number of people who test positive for the first time divided by all the people tested that day, excluding people who have previously tested positive.

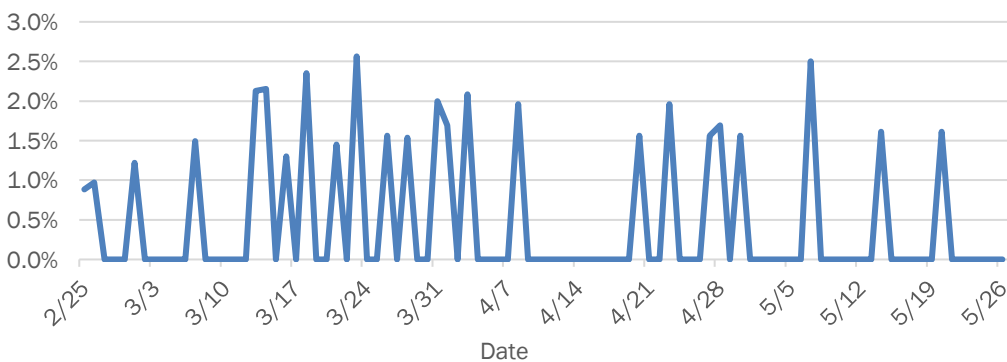


Emergency department (ED) chief complaint and admission data for Okeechobee County

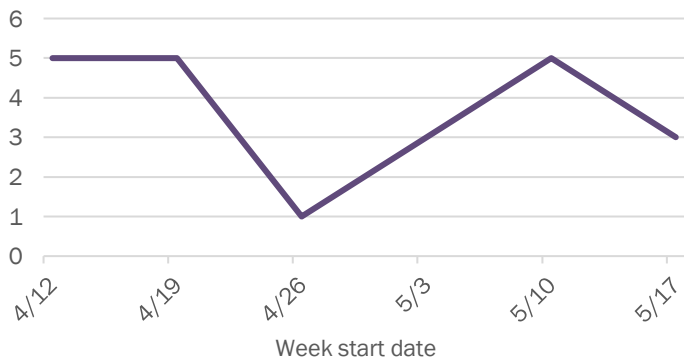
Daily percent of ED visits mentioning cough, fever, or shortness of breath



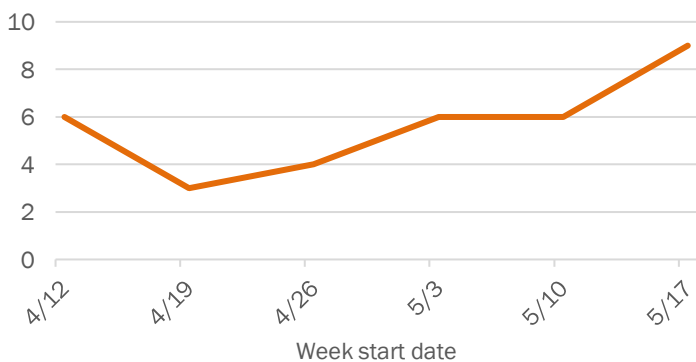
Daily percent of ED visits resulting in cough-associated admissions



Weekly count of ED visits for influenza-like illness



Weekly count of ED visits for COVID-like illness

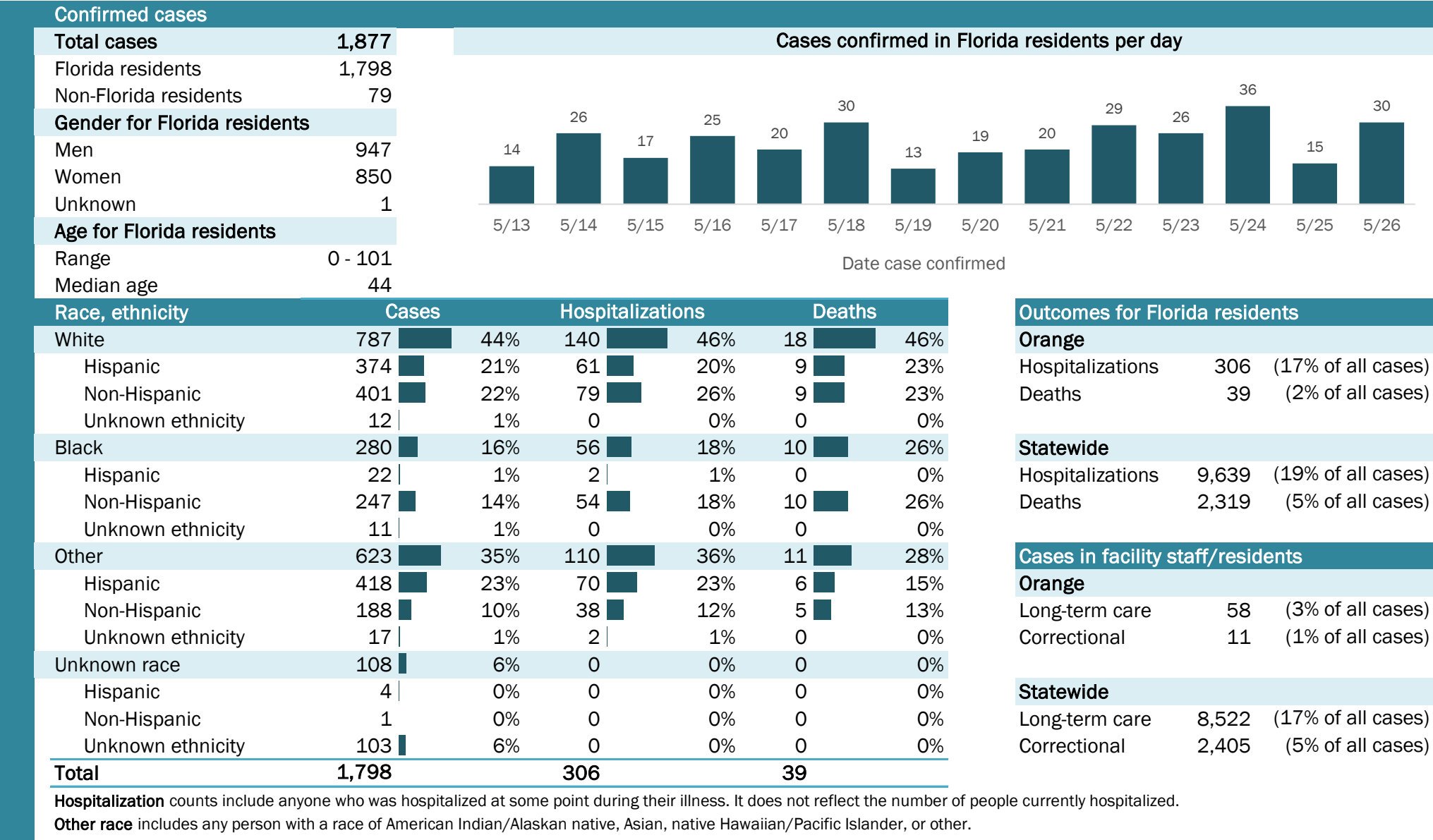


The Electronic Surveillance System for the Early Notification of Community-Based Epidemics (ESSENCE-FL) includes chief complaint data from 211 of 212 Florida EDs. Data are transmitted electronically to ESSENCE-FL daily or hourly.

Coronavirus: summary for Orange County

Data for May 27, 2020 (verified at 10 AM)

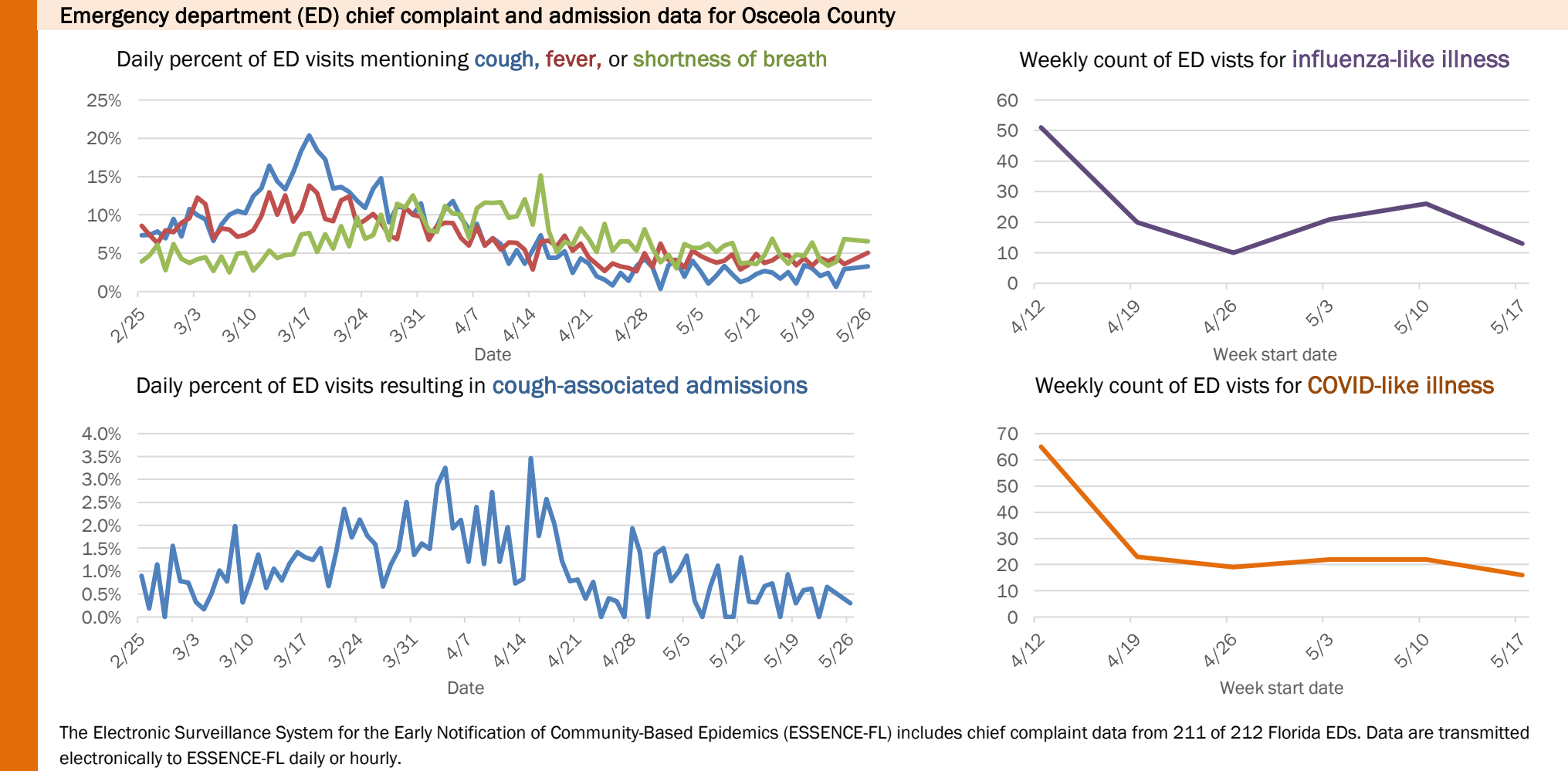
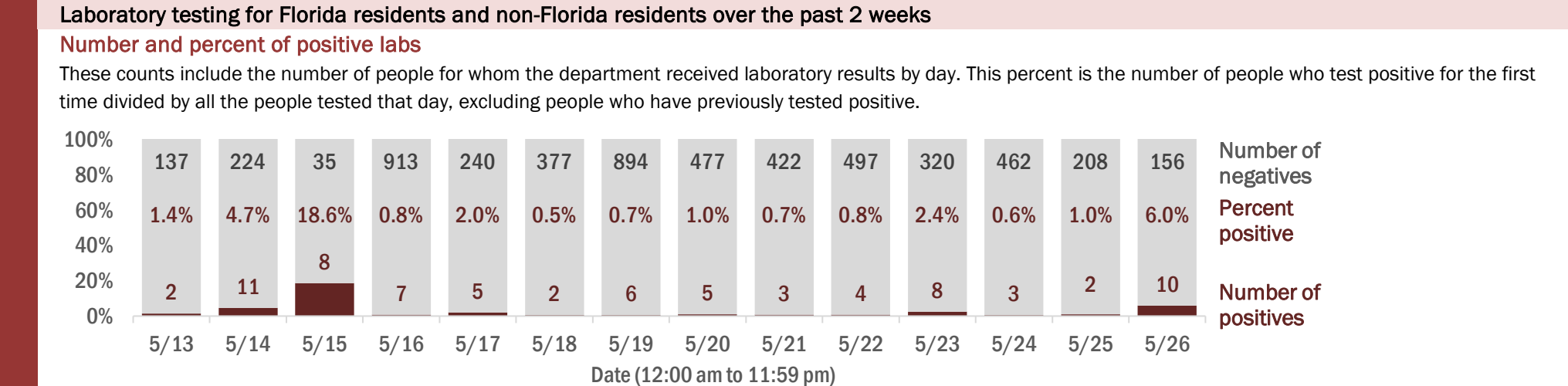
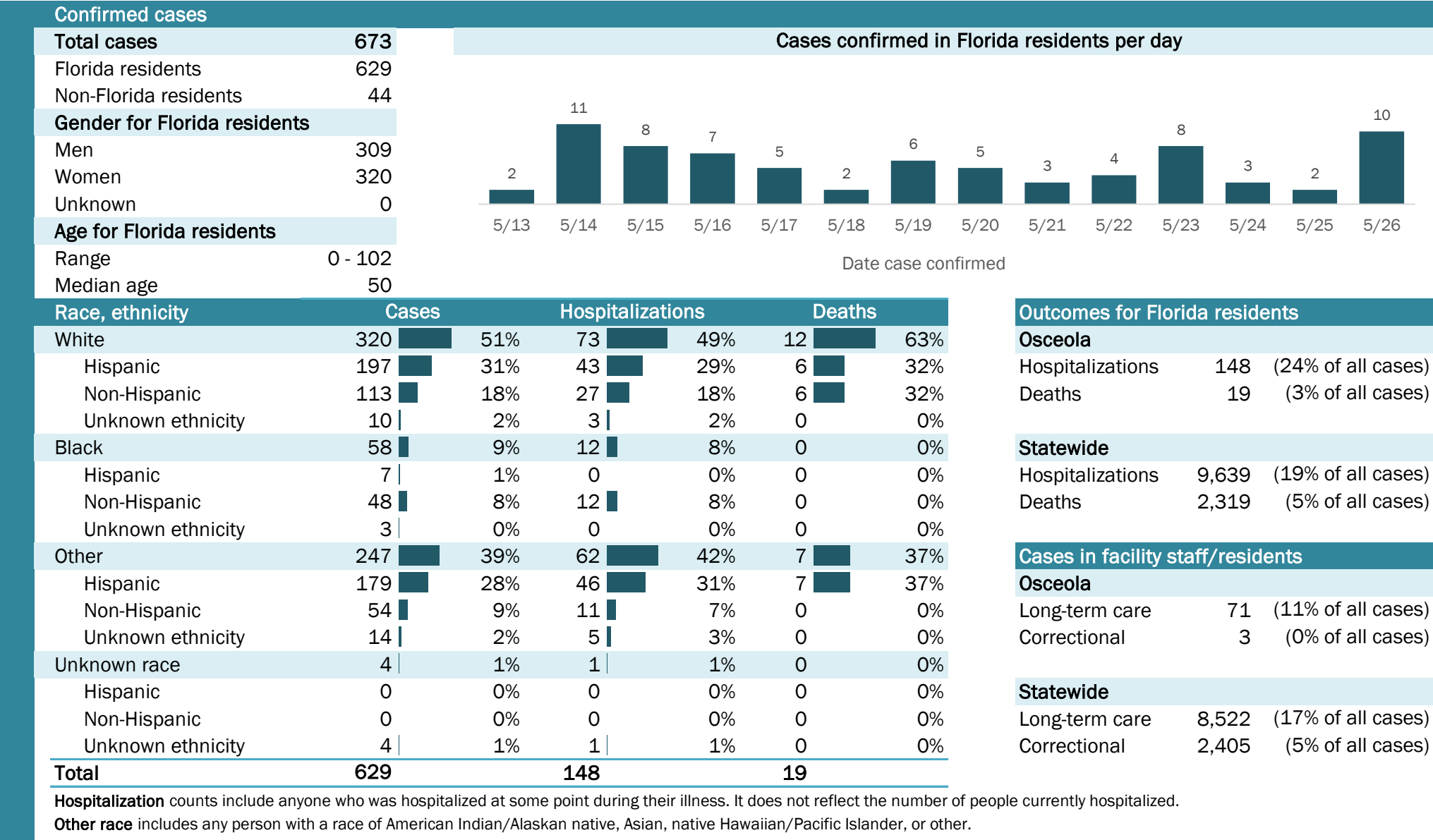
Data in this report are provisional and subject to change.



Coronavirus: summary for Osceola County

Data for May 27, 2020 (verified at 10 AM)

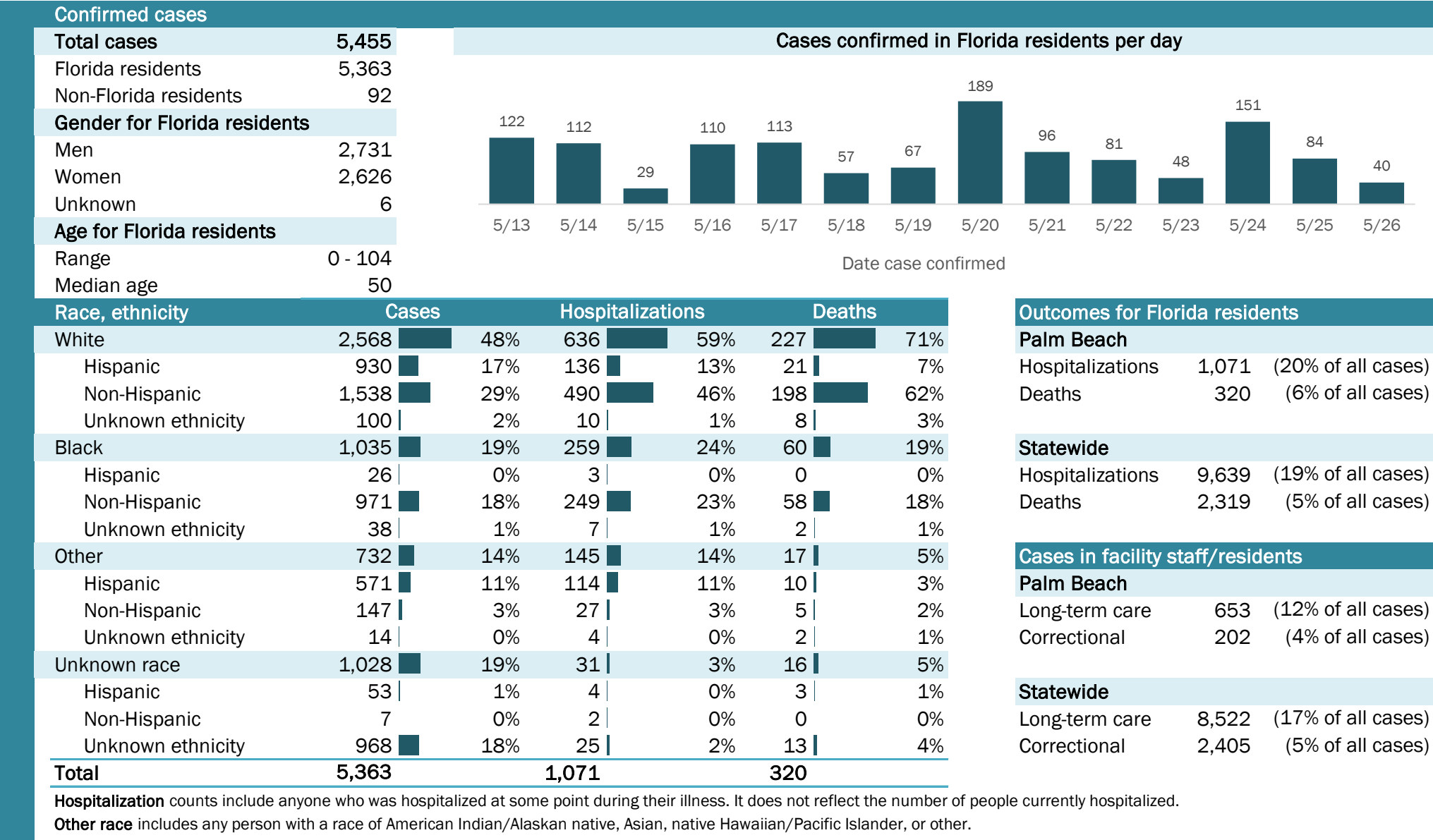
Data in this report are provisional and subject to change.



Coronavirus: summary for Palm Beach County

Data for May 27, 2020 (verified at 10 AM)

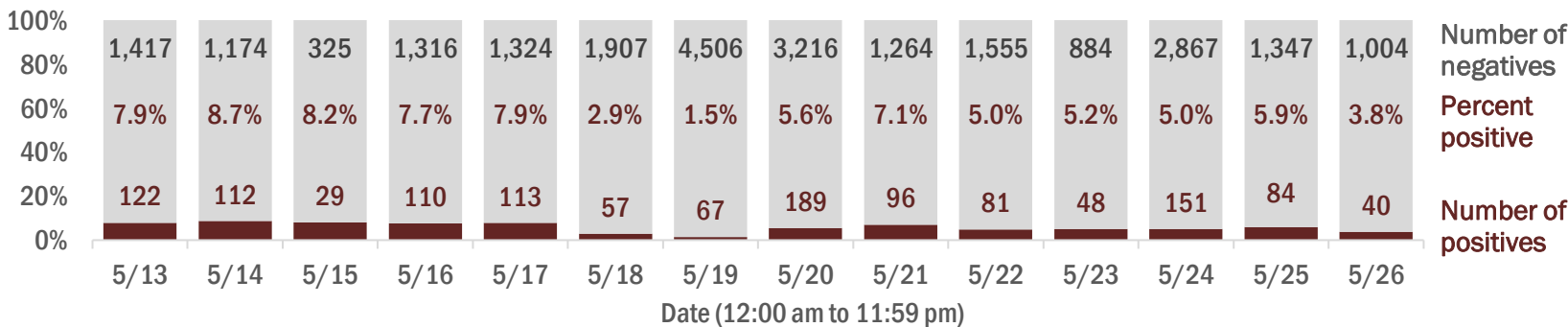
Data in this report are provisional and subject to change.



Laboratory testing for Florida residents and non-Florida residents over the past 2 weeks

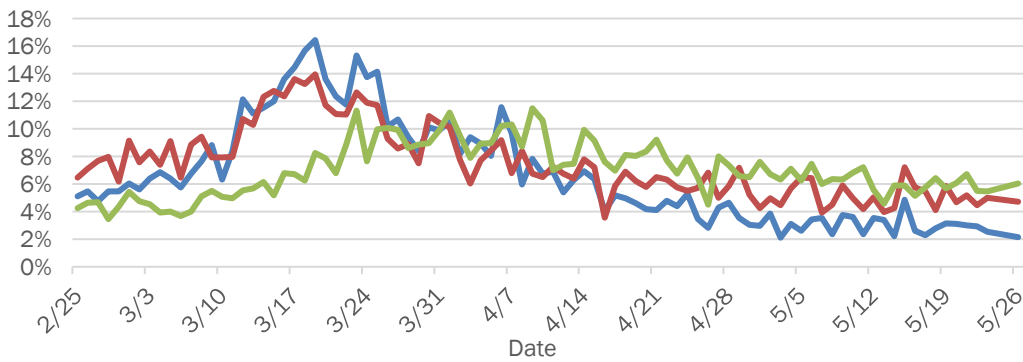
Number and percent of positive labs

These counts include the number of people for whom the department received laboratory results by day. This percent is the number of people who test positive for the first time divided by all the people tested that day, excluding people who have previously tested positive.

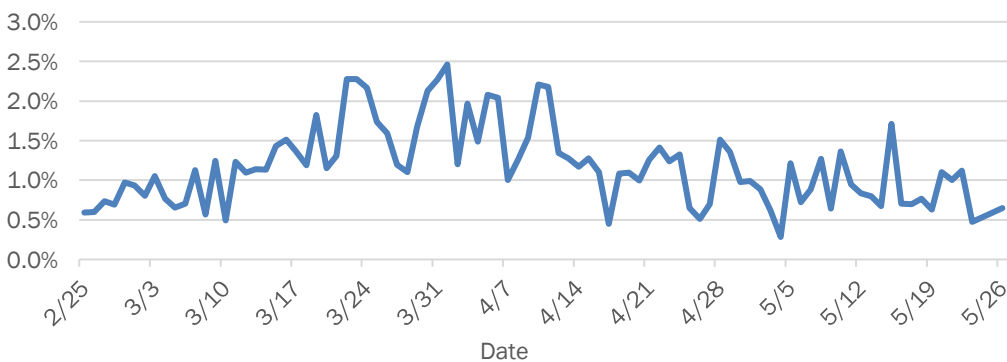


Emergency department (ED) chief complaint and admission data for Palm Beach County

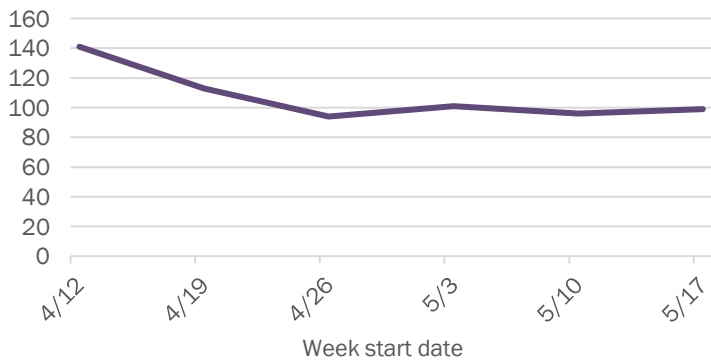
Daily percent of ED visits mentioning cough, fever, or shortness of breath



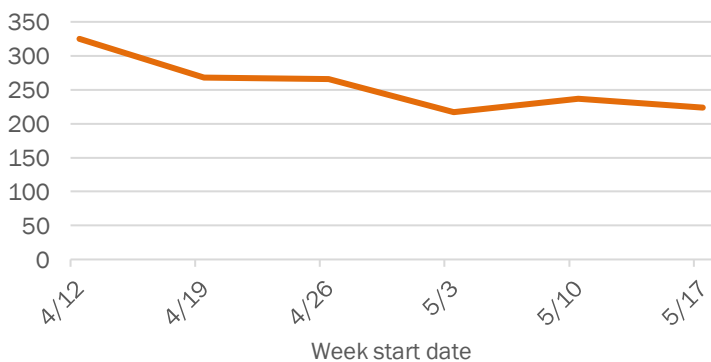
Daily percent of ED visits resulting in cough-associated admissions



Weekly count of ED visits for influenza-like illness



Weekly count of ED visits for COVID-like illness



The Electronic Surveillance System for the Early Notification of Community-Based Epidemics (ESSENCE-FL) includes chief complaint data from 211 of 212 Florida EDs. Data are transmitted electronically to ESSENCE-FL daily or hourly.

Coronavirus: summary for Pasco County

Data for May 27, 2020 (verified at 10 AM)

Data in this report are provisional and subject to change.

Confirmed cases

Total cases	373
Florida residents	363
Non-Florida residents	10
Gender for Florida residents	
Men	166
Women	196
Unknown	1
Age for Florida residents	
Range	0 - 94
Median age	49

Cases confirmed in Florida residents per day

Date	Cases
5/13	0
5/14	7
5/15	2
5/16	2
5/17	4
5/18	6
5/19	4
5/20	6
5/21	2
5/22	4
5/23	3
5/24	12
5/25	8
5/26	8

Race, ethnicity	Cases	Hospitalizations	Deaths
White	236 65%	51 68%	9 75%
Hispanic	47 13%	7 9%	0 0%
Non-Hispanic	185 51%	44 59%	9 75%
Unknown ethnicity	4 1%	0 0%	0 0%
Black	42 12%	12 16%	1 8%
Hispanic	0 0%	0 0%	0 0%
Non-Hispanic	40 11%	12 16%	1 8%
Unknown ethnicity	2 1%	0 0%	0 0%
Other	46 13%	6 8%	1 8%
Hispanic	24 7%	3 4%	0 0%
Non-Hispanic	20 6%	3 4%	1 8%
Unknown ethnicity	2 1%	0 0%	0 0%
Unknown race	39 11%	6 8%	1 8%
Hispanic	0 0%	0 0%	0 0%
Non-Hispanic	0 0%	0 0%	0 0%
Unknown ethnicity	39 11%	6 8%	1 8%
Total	363	75	12

Hospitalization counts include anyone who was hospitalized at some point during their illness. It does not reflect the number of people currently hospitalized.

Other race includes any person with a race of American Indian/Alaskan native, Asian, native Hawaiian/Pacific Islander, or other.

Outcomes for Florida residents

Pasco

Hospitalizations	75	(21% of all cases)
Deaths	12	(3% of all cases)

Statewide

Hospitalizations	9,639	(19% of all cases)
Deaths	2,319	(5% of all cases)

Cases in facility staff/residents

Pasco

Long-term care	78	(21% of all cases)
Correctional	4	(1% of all cases)

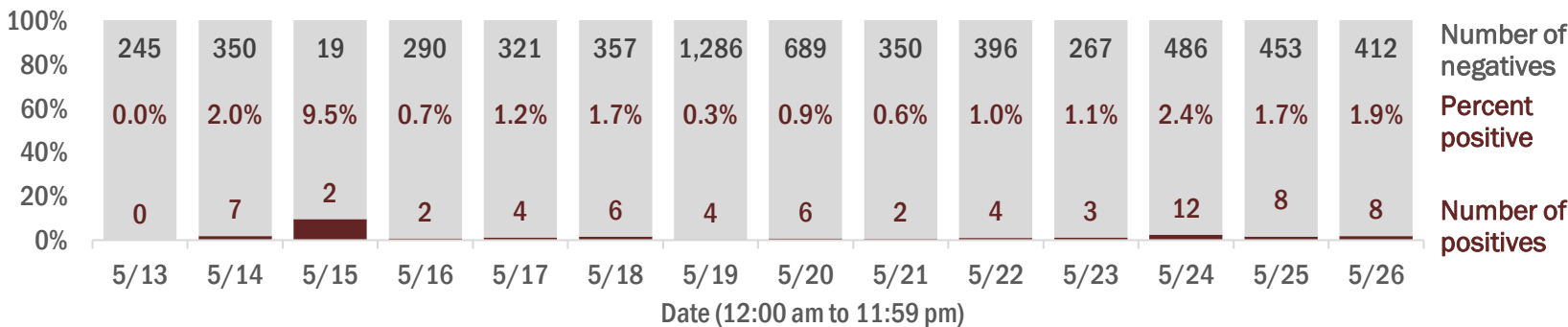
Statewide

Long-term care	8,522	(17% of all cases)
Correctional	2,405	(5% of all cases)

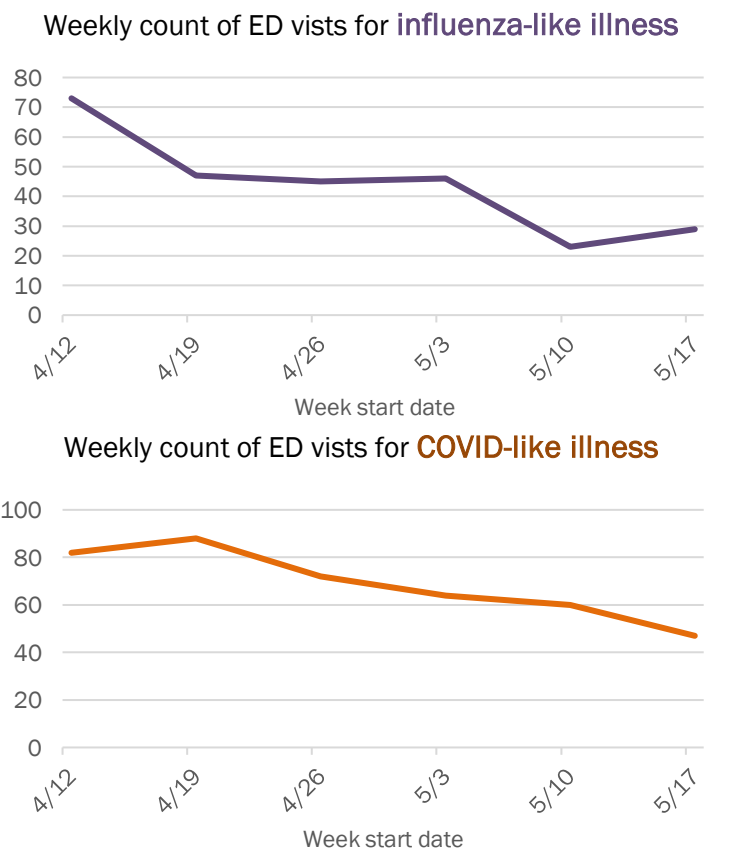
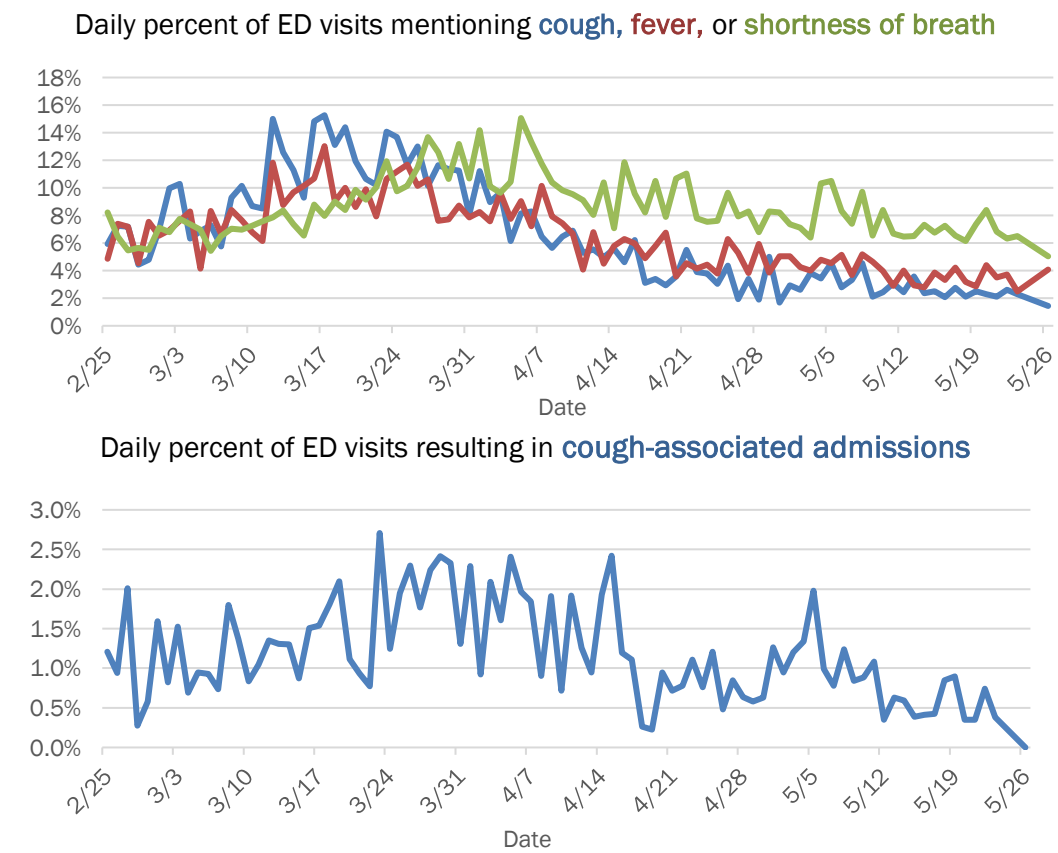
Laboratory testing for Florida residents and non-Florida residents over the past 2 weeks

Number and percent of positive labs

These counts include the number of people for whom the department received laboratory results by day. This percent is the number of people who test positive for the first time divided by all the people tested that day, excluding people who have previously tested positive.



Emergency department (ED) chief complaint and admission data for Pasco County

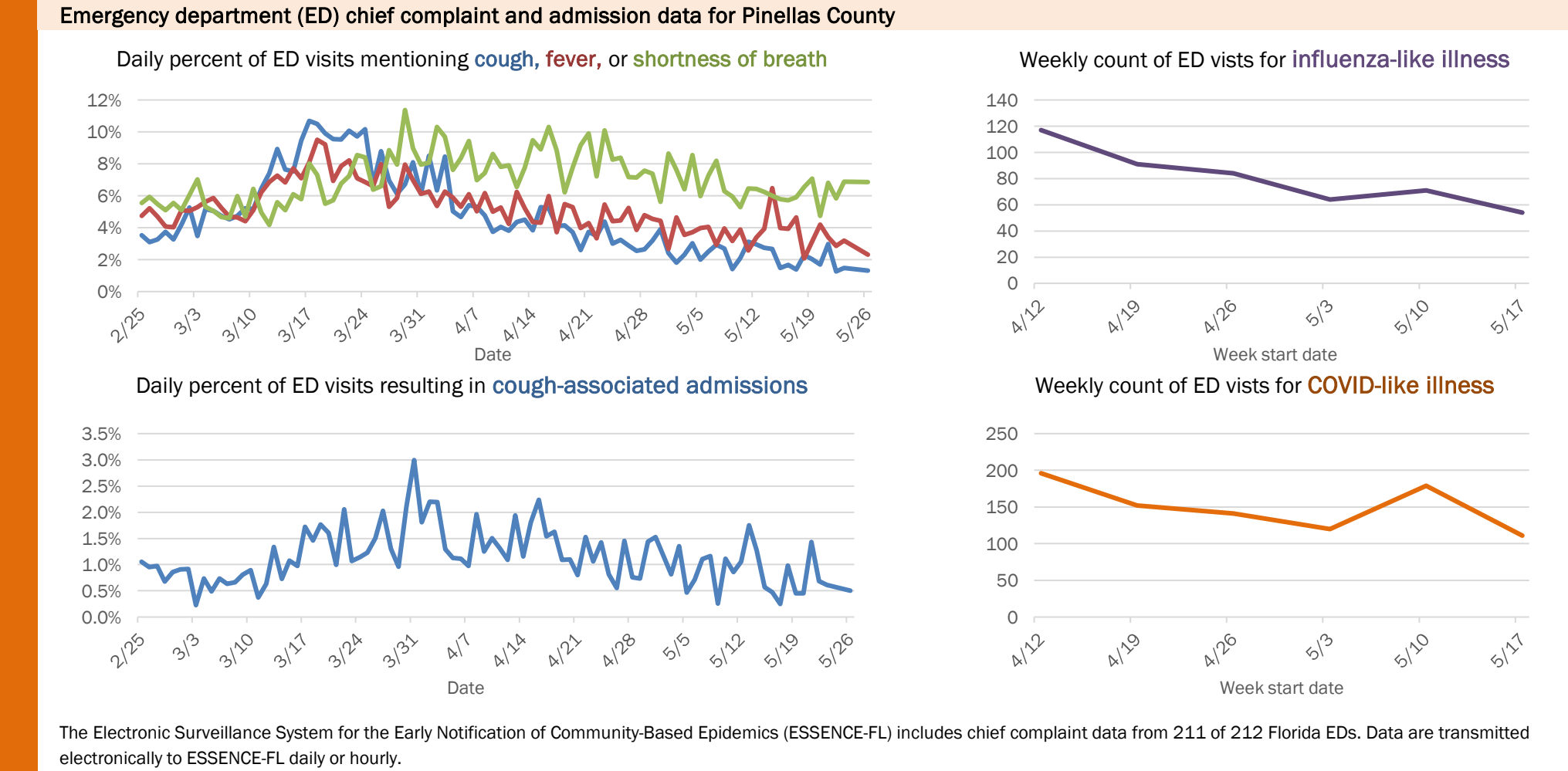
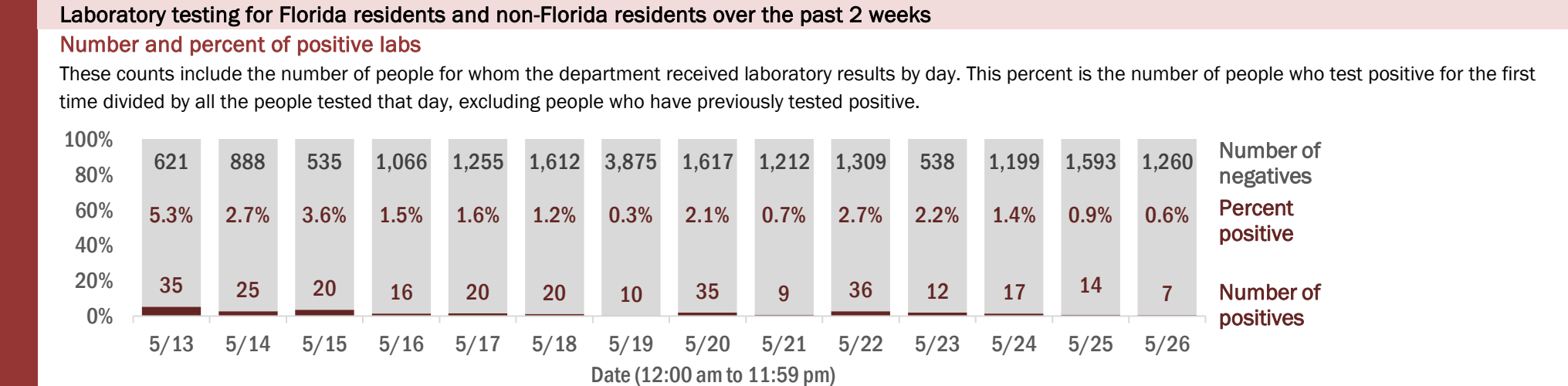
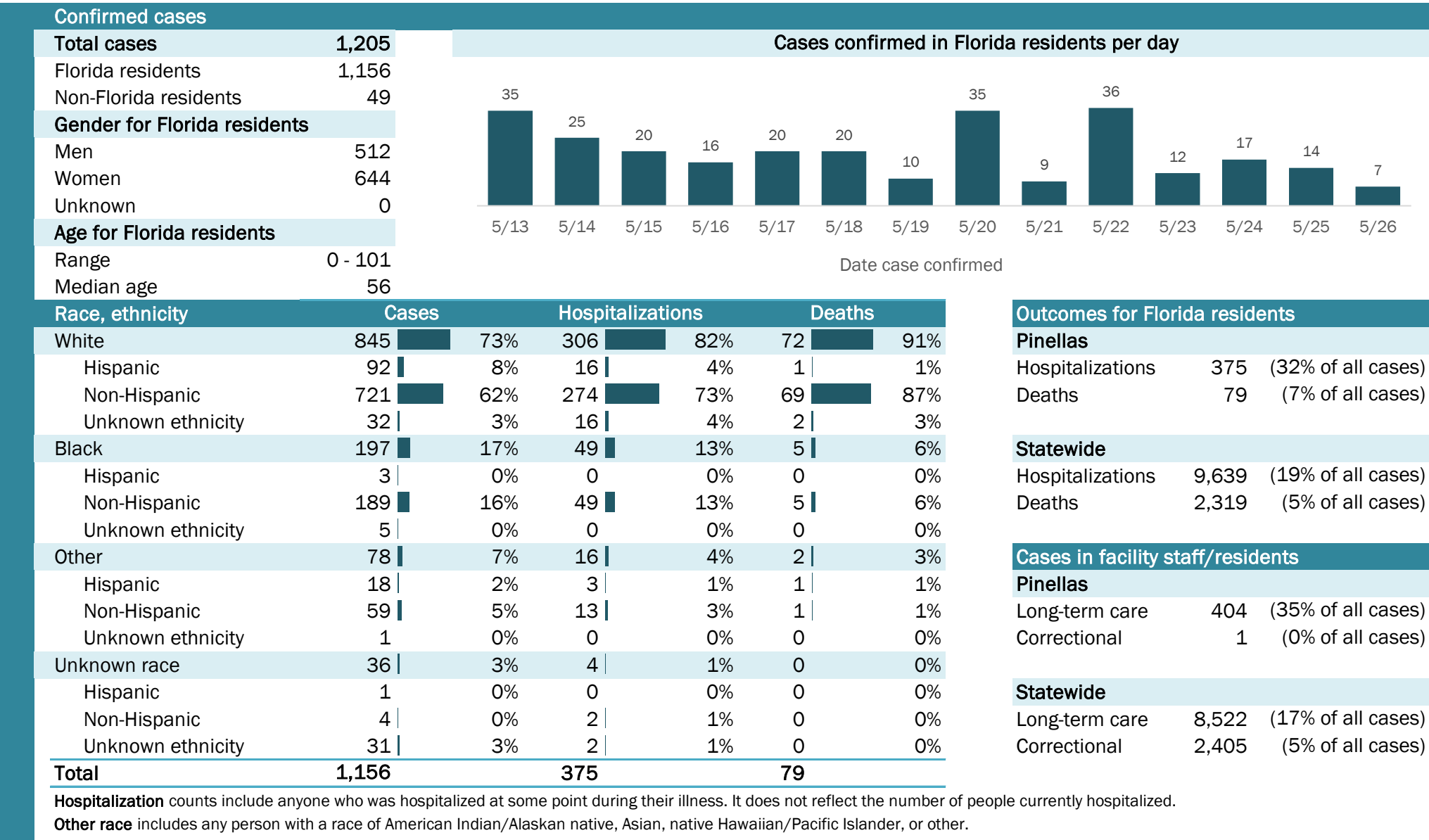


The Electronic Surveillance System for the Early Notification of Community-Based Epidemics (ESSENCE-FL) includes chief complaint data from 211 of 212 Florida EDs. Data are transmitted electronically to ESSENCE-FL daily or hourly.

Coronavirus: summary for Pinellas County

Data for May 27, 2020 (verified at 10 AM)

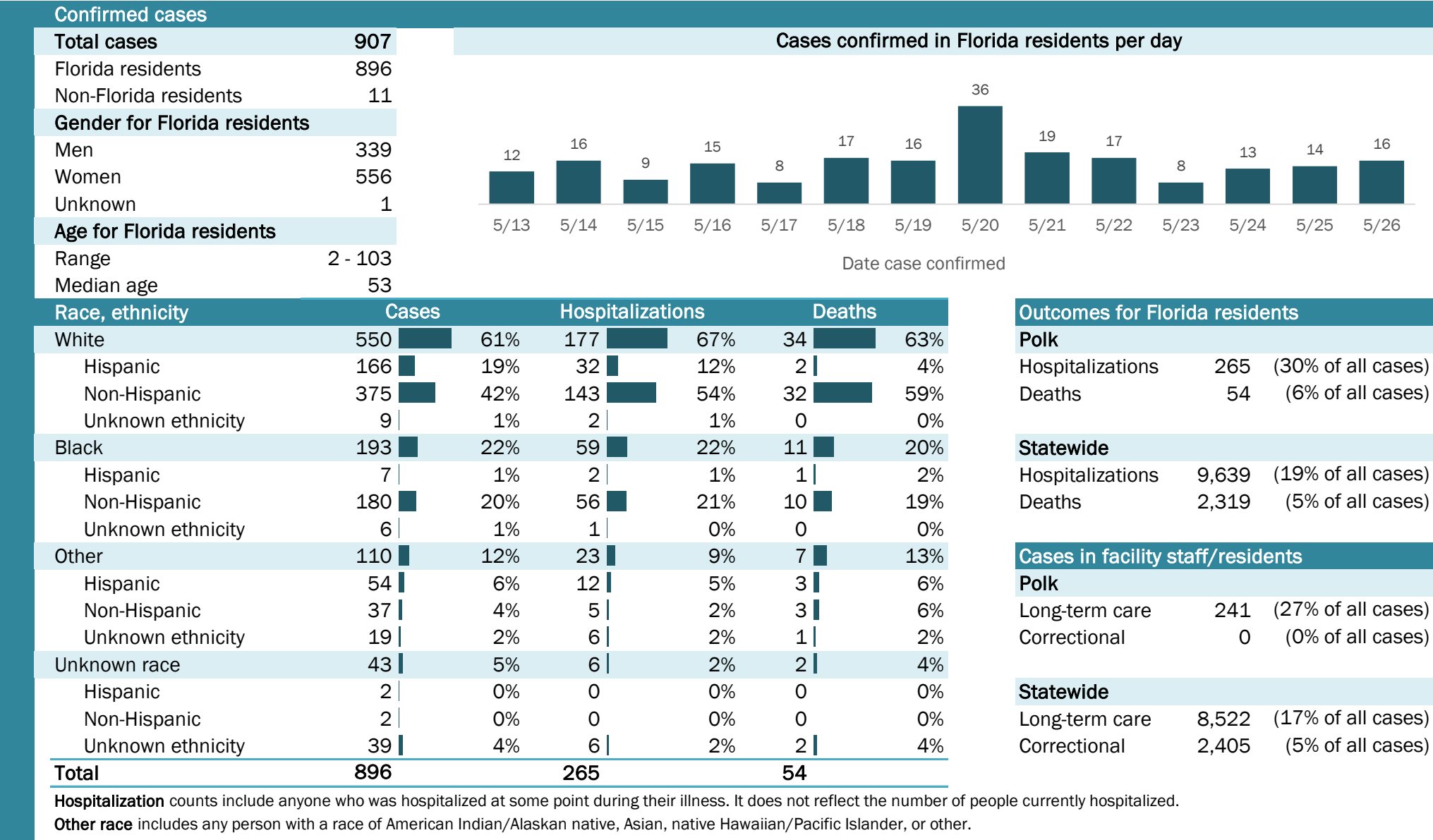
Data in this report are provisional and subject to change.



Coronavirus: summary for Polk County

Data for May 27, 2020 (verified at 10 AM)

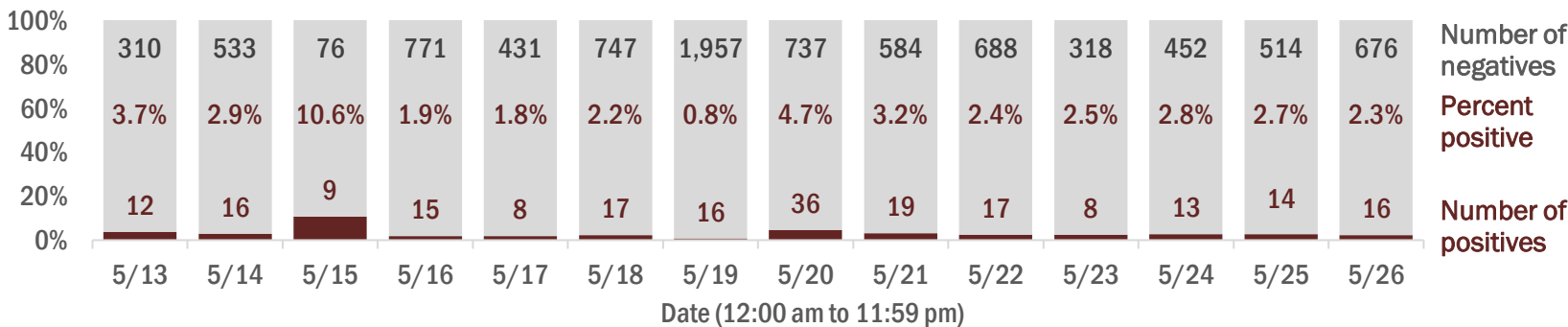
Data in this report are provisional and subject to change.



Laboratory testing for Florida residents and non-Florida residents over the past 2 weeks

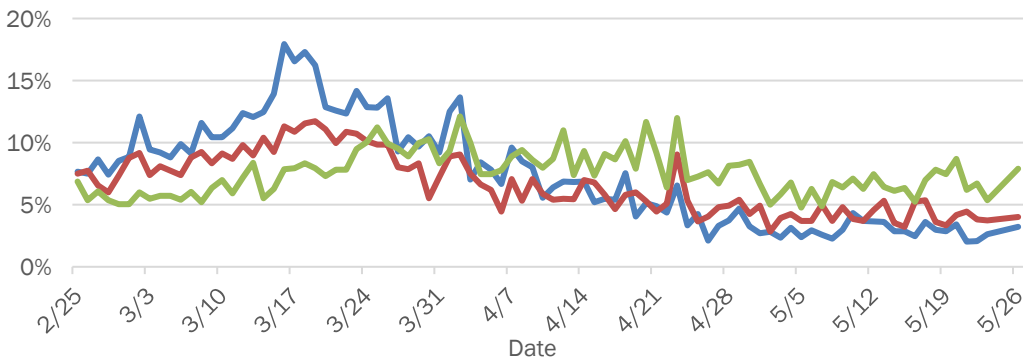
Number and percent of positive labs

These counts include the number of people for whom the department received laboratory results by day. This percent is the number of people who test positive for the first time divided by all the people tested that day, excluding people who have previously tested positive.

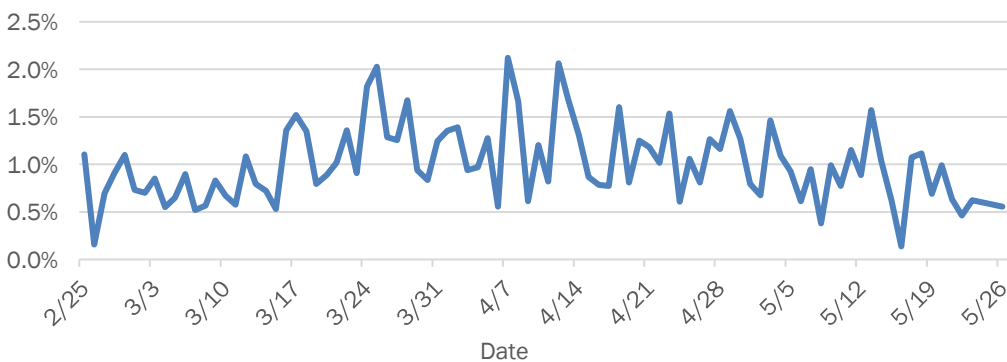


Emergency department (ED) chief complaint and admission data for Polk County

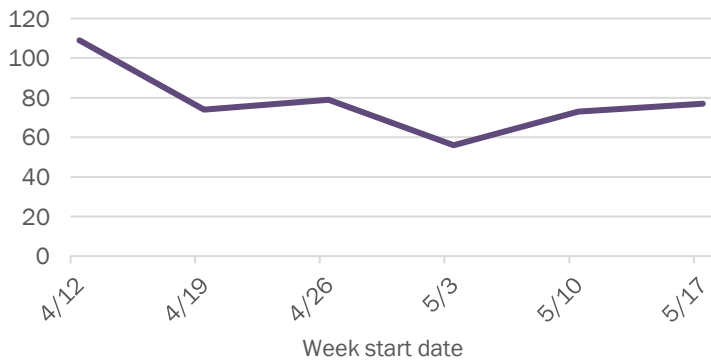
Daily percent of ED visits mentioning cough, fever, or shortness of breath



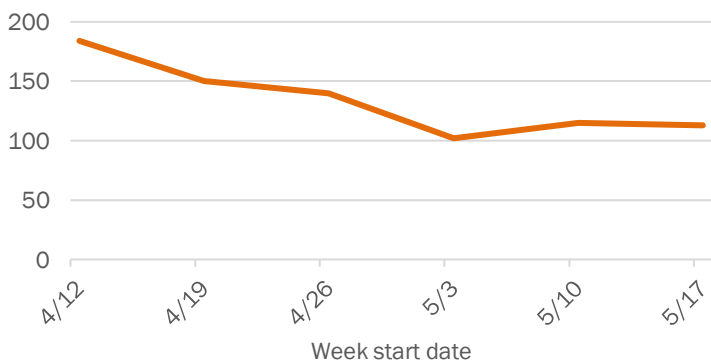
Daily percent of ED visits resulting in cough-associated admissions



Weekly count of ED visits for influenza-like illness



Weekly count of ED visits for COVID-like illness



The Electronic Surveillance System for the Early Notification of Community-Based Epidemics (ESSENCE-FL) includes chief complaint data from 211 of 212 Florida EDs. Data are transmitted electronically to ESSENCE-FL daily or hourly.

Coronavirus: summary for Putnam County

Data for May 27, 2020 (verified at 10 AM)

Data in this report are provisional and subject to change.

Confirmed cases

Total cases	144
Florida residents	144
Non-Florida residents	0
Gender for Florida residents	
Men	57
Women	87
Unknown	0
Age for Florida residents	
Range	6 - 98
Median age	47

Cases confirmed in Florida residents per day

Date	Cases
5/13	1
5/14	0
5/15	0
5/16	4
5/17	3
5/18	0
5/19	0
5/20	1
5/21	3
5/22	1
5/23	0
5/24	4
5/25	1
5/26	0

Race, ethnicity	Cases	Hospitalizations	Deaths
White	81 56%	10 56%	1 25%
Hispanic	1 1%	0 0%	0 0%
Non-Hispanic	79 55%	10 56%	1 25%
Unknown ethnicity	1 1%	0 0%	0 0%
Black	54 38%	7 39%	3 75%
Hispanic	0 0%	0 0%	0 0%
Non-Hispanic	52 36%	5 28%	2 50%
Unknown ethnicity	2 1%	2 11%	1 25%
Other	8 6%	1 6%	0 0%
Hispanic	5 3%	1 6%	0 0%
Non-Hispanic	2 1%	0 0%	0 0%
Unknown ethnicity	1 1%	0 0%	0 0%
Unknown race	1 1%	0 0%	0 0%
Hispanic	0 0%	0 0%	0 0%
Non-Hispanic	0 0%	0 0%	0 0%
Unknown ethnicity	1 1%	0 0%	0 0%
Total	144	18	4

Hospitalization counts include anyone who was hospitalized at some point during their illness. It does not reflect the number of people currently hospitalized.

Other race includes any person with a race of American Indian/Alaskan native, Asian, native Hawaiian/Pacific Islander, or other.

Outcomes for Florida residents

Putnam

Hospitalizations	18	(13% of all cases)
Deaths	4	(3% of all cases)

Statewide

Hospitalizations	9,639	(19% of all cases)
Deaths	2,319	(5% of all cases)

Cases in facility staff/residents

Putnam

Long-term care	46	(32% of all cases)
Correctional	1	(1% of all cases)

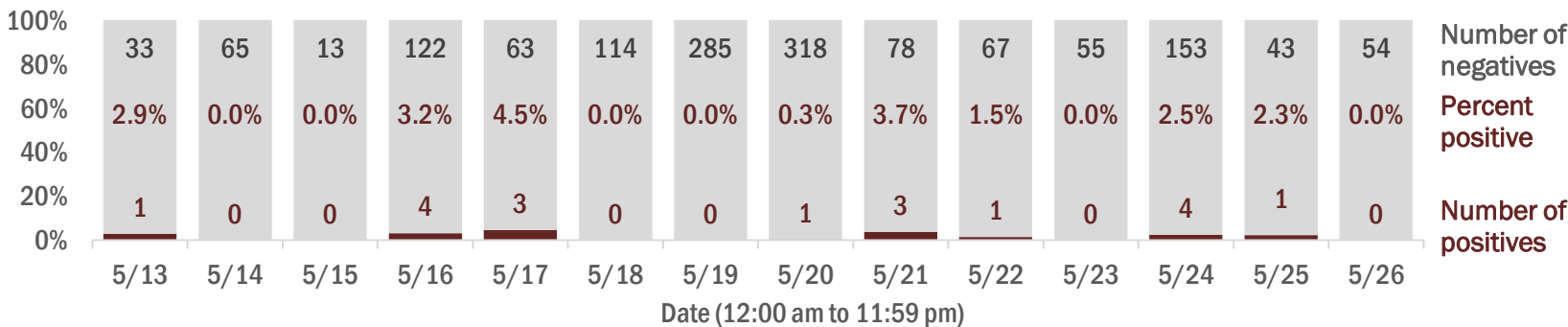
Statewide

Long-term care	8,522	(17% of all cases)
Correctional	2,405	(5% of all cases)

Laboratory testing for Florida residents and non-Florida residents over the past 2 weeks

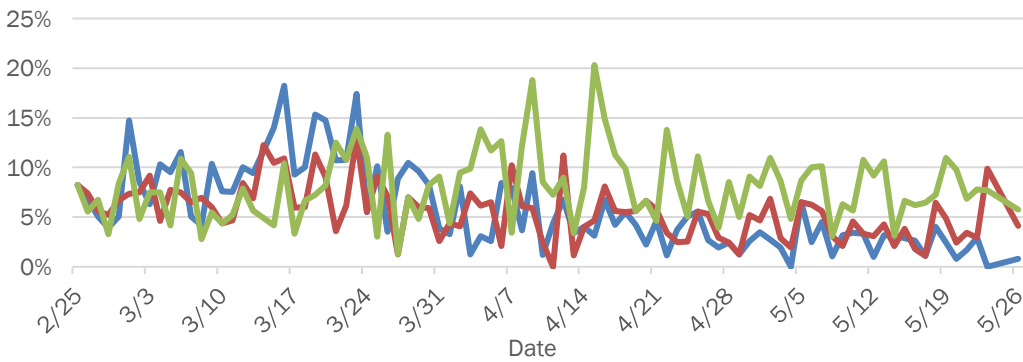
Number and percent of positive labs

These counts include the number of people for whom the department received laboratory results by day. This percent is the number of people who test positive for the first time divided by all the people tested that day, excluding people who have previously tested positive.

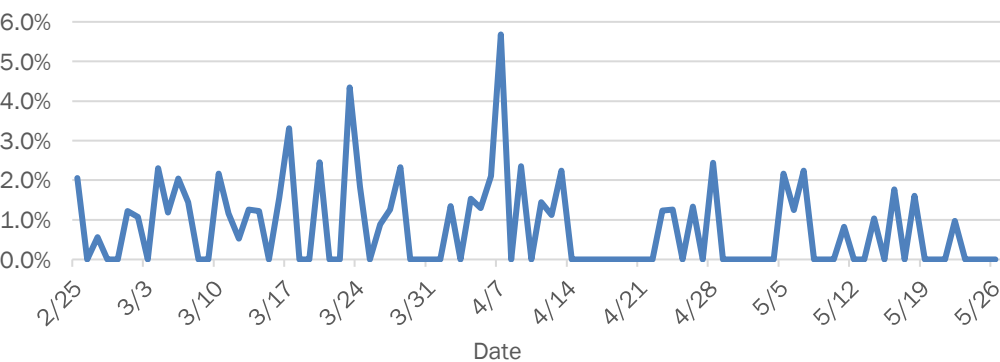


Emergency department (ED) chief complaint and admission data for Putnam County

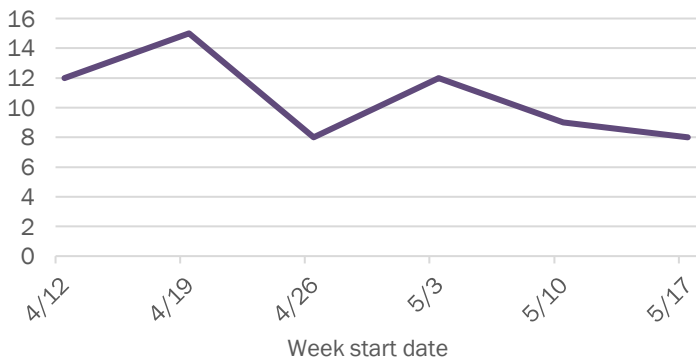
Daily percent of ED visits mentioning cough, fever, or shortness of breath



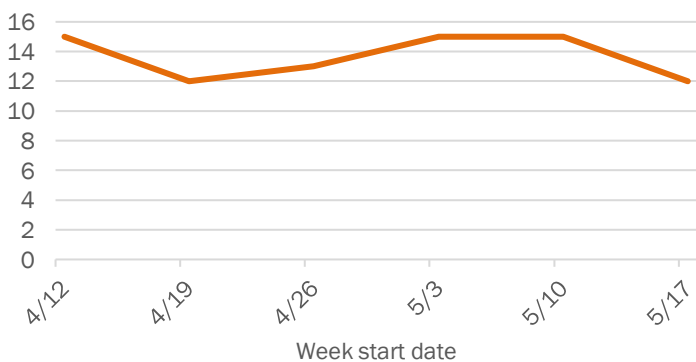
Daily percent of ED visits resulting in cough-associated admissions



Weekly count of ED visits for influenza-like illness



Weekly count of ED visits for COVID-like illness

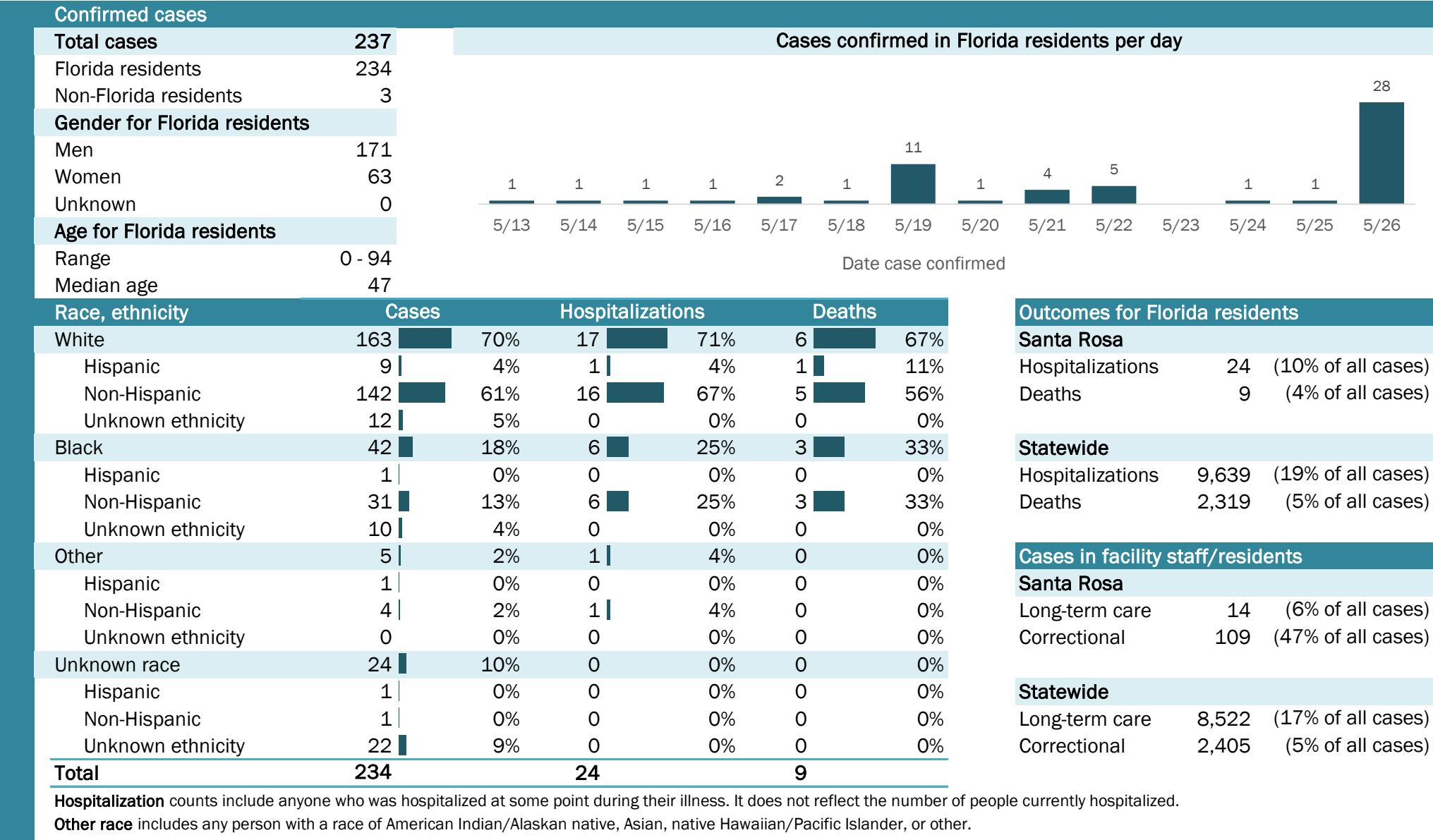


The Electronic Surveillance System for the Early Notification of Community-Based Epidemics (ESSENCE-FL) includes chief complaint data from 211 of 212 Florida EDs. Data are transmitted electronically to ESSENCE-FL daily or hourly.

Coronavirus: summary for Santa Rosa County

Data for May 27, 2020 (verified at 10 AM)

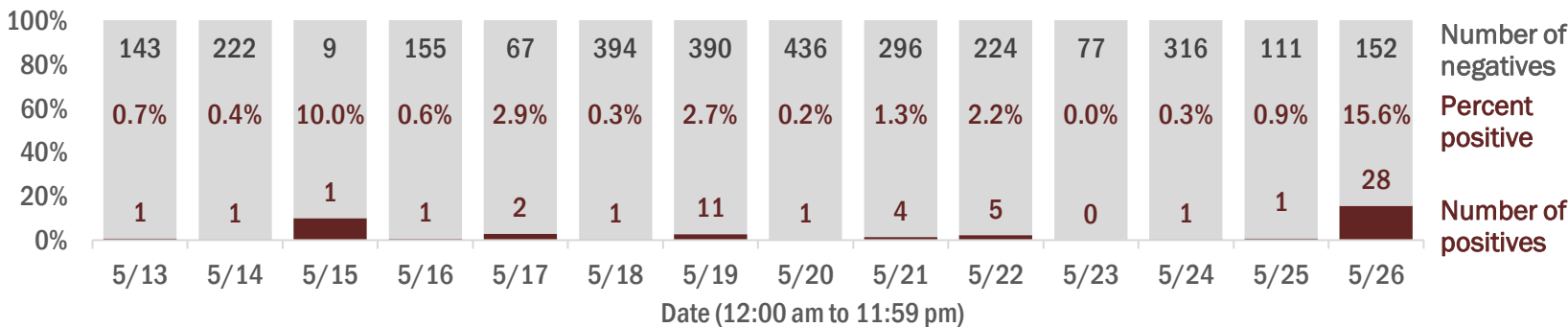
Data in this report are provisional and subject to change.



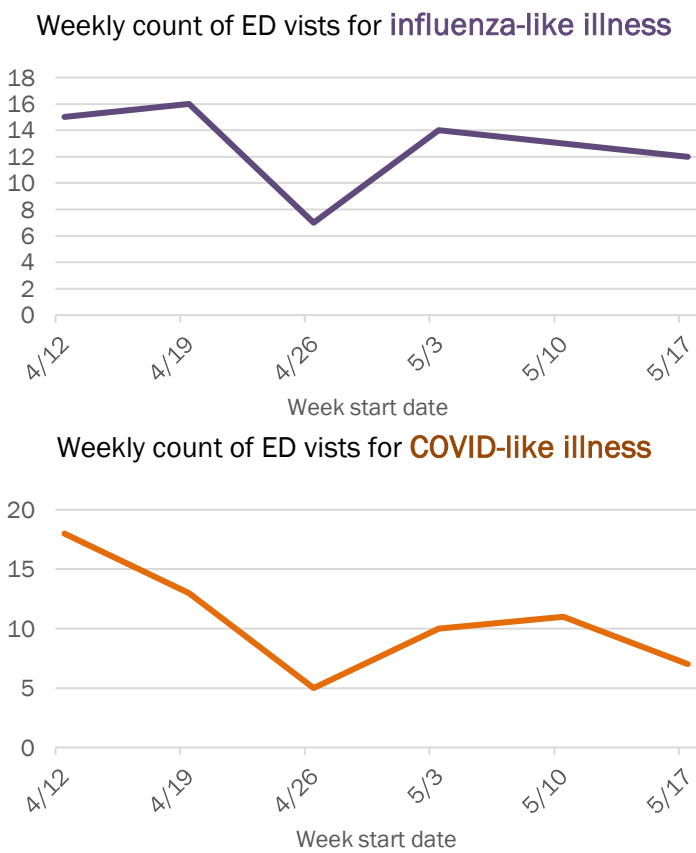
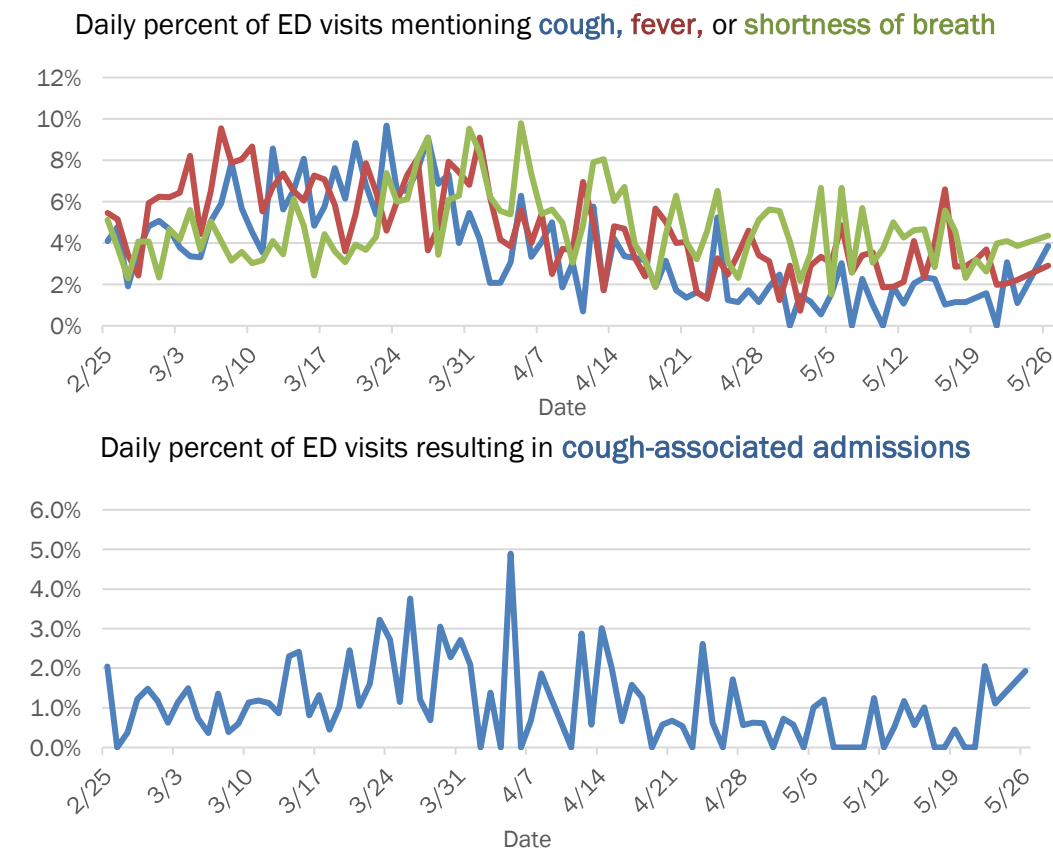
Laboratory testing for Florida residents and non-Florida residents over the past 2 weeks

Number and percent of positive labs

These counts include the number of people for whom the department received laboratory results by day. This percent is the number of people who test positive for the first time divided by all the people tested that day, excluding people who have previously tested positive.



Emergency department (ED) chief complaint and admission data for Santa Rosa County

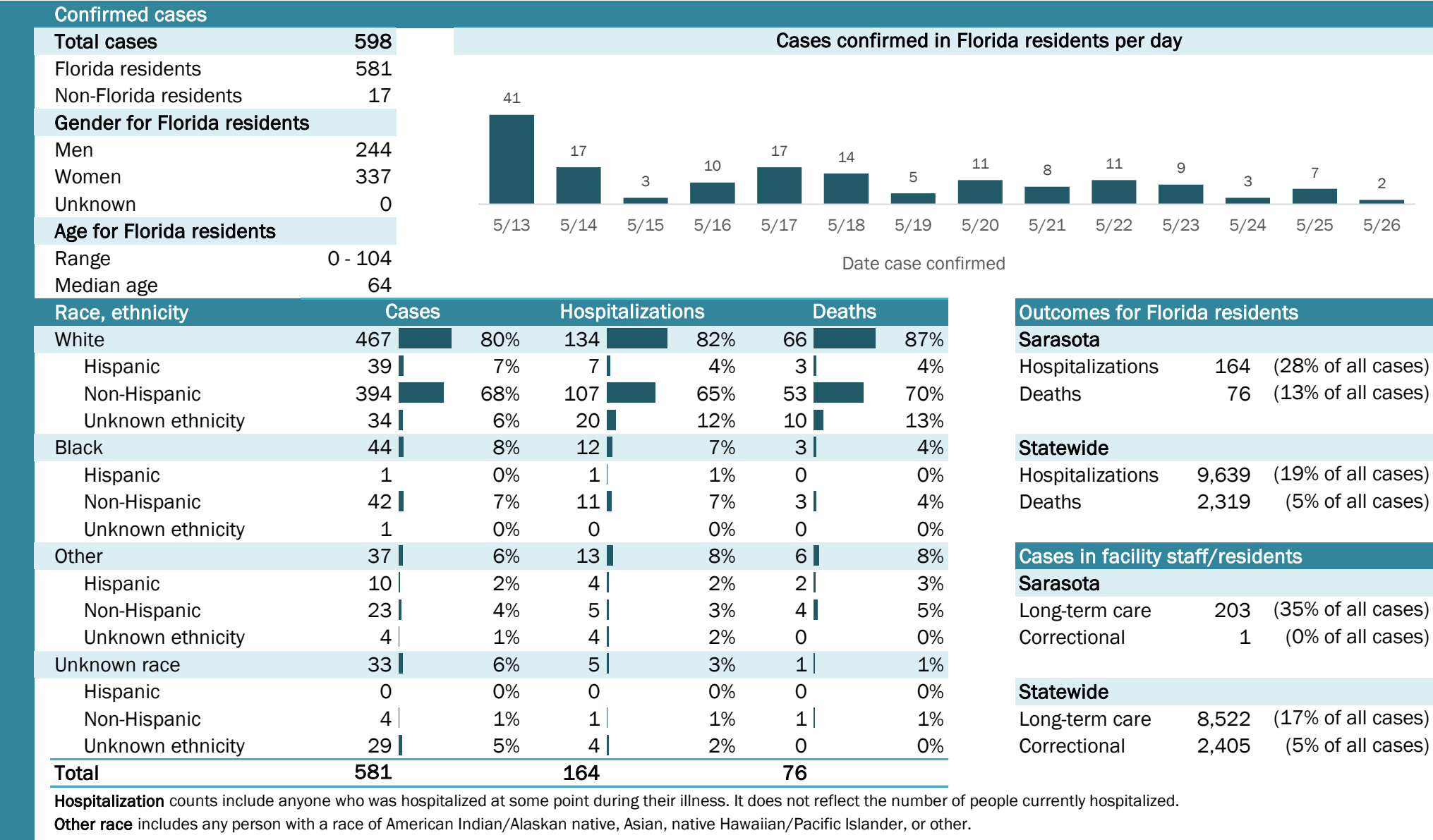


The Electronic Surveillance System for the Early Notification of Community-Based Epidemics (ESSENCE-FL) includes chief complaint data from 211 of 212 Florida EDs. Data are transmitted electronically to ESSENCE-FL daily or hourly.

Coronavirus: summary for Sarasota County

Data for May 27, 2020 (verified at 10 AM)

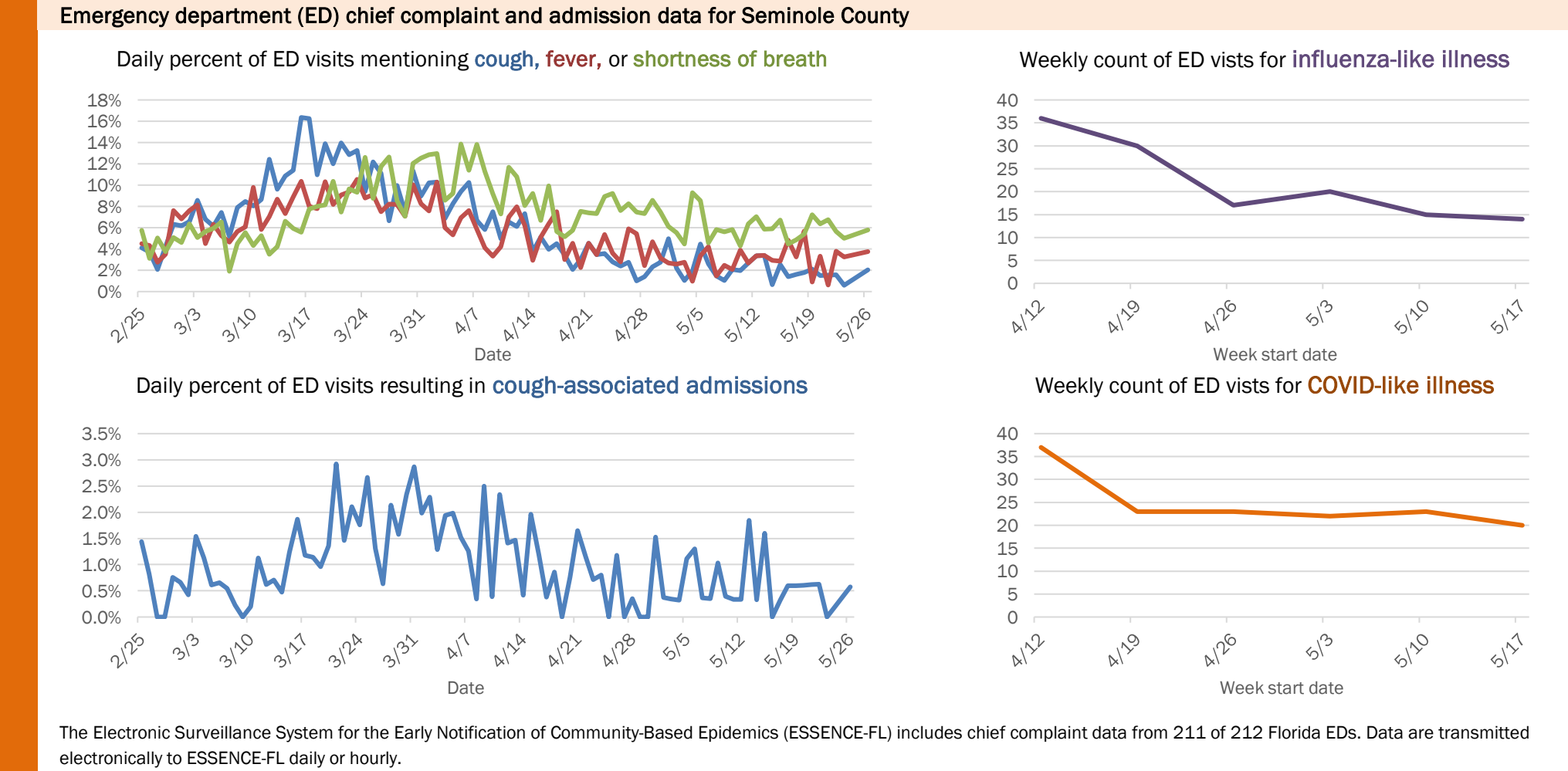
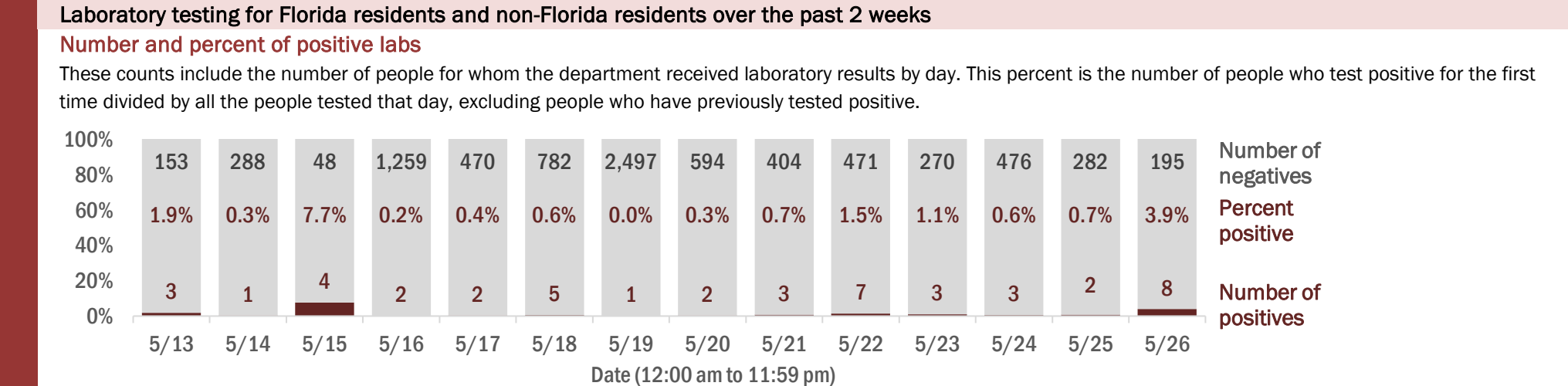
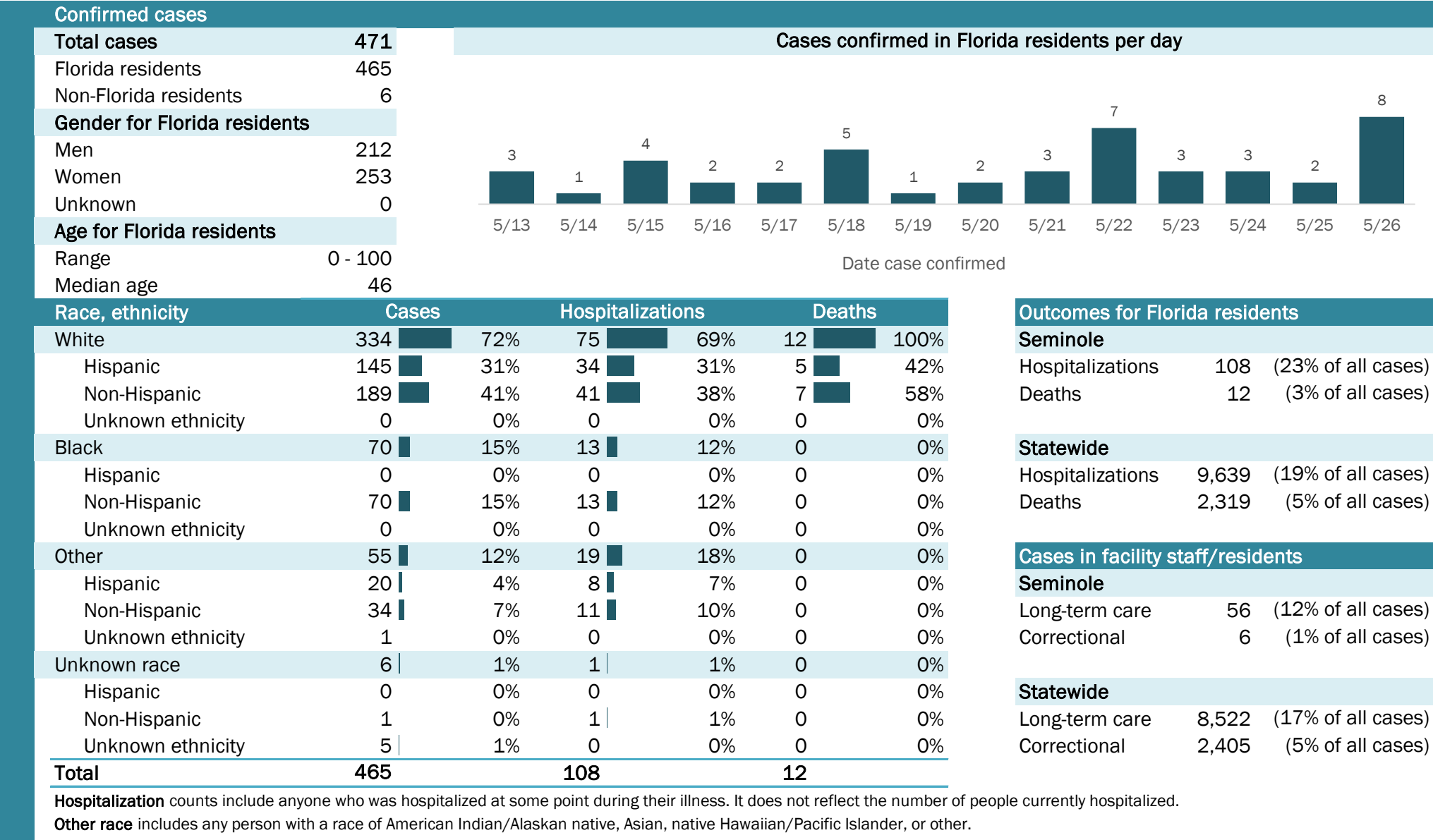
Data in this report are provisional and subject to change.



Coronavirus: summary for Seminole County

Data for May 27, 2020 (verified at 10 AM)

Data in this report are provisional and subject to change.



Coronavirus: summary for St. Johns County

Data for May 27, 2020 (verified at 10 AM)

Data in this report are provisional and subject to change.

Confirmed cases

Total cases	245
Florida residents	234
Non-Florida residents	11
Gender for Florida residents	
Men	115
Women	117
Unknown	2
Age for Florida residents	
Range	2 - 97
Median age	52

Cases confirmed in Florida residents per day

Date	Cases
5/13	3
5/14	0
5/15	0
5/16	0
5/17	0
5/18	2
5/19	0
5/20	0
5/21	2
5/22	1
5/23	2
5/24	1
5/25	1
5/26	4

Race, ethnicity	Cases	Hospitalizations	Deaths
White	188	31	5
Hispanic	12	2	0
Non-Hispanic	169	29	5
Unknown ethnicity	7	0	0
Black	16	1	0
Hispanic	0	0	0
Non-Hispanic	15	1	0
Unknown ethnicity	1	0	0
Other	17	5	0
Hispanic	1	0	0
Non-Hispanic	13	4	0
Unknown ethnicity	3	1	0
Unknown race	13	1	0
Hispanic	2	0	0
Non-Hispanic	0	0	0
Unknown ethnicity	11	1	0
Total	234	38	5

Outcomes for Florida residents

St. Johns

Hospitalizations	38	(16% of all cases)
Deaths	5	(2% of all cases)

Statewide

Hospitalizations	9,639	(19% of all cases)
Deaths	2,319	(5% of all cases)

Cases in facility staff/residents

St. Johns

Long-term care	12	(5% of all cases)
Correctional	2	(1% of all cases)

Statewide

Long-term care	8,522	(17% of all cases)
Correctional	2,405	(5% of all cases)

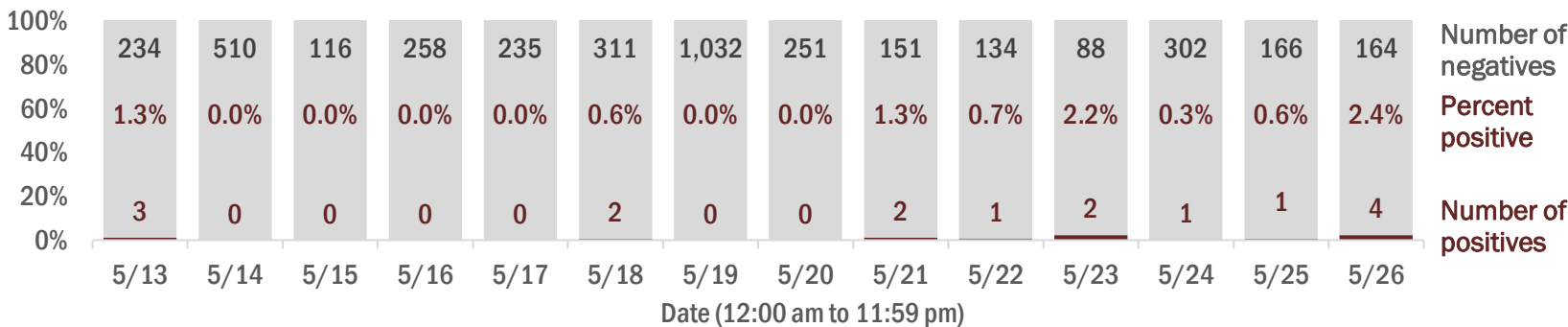
Hospitalization counts include anyone who was hospitalized at some point during their illness. It does not reflect the number of people currently hospitalized.

Other race includes any person with a race of American Indian/Alaskan native, Asian, native Hawaiian/Pacific Islander, or other.

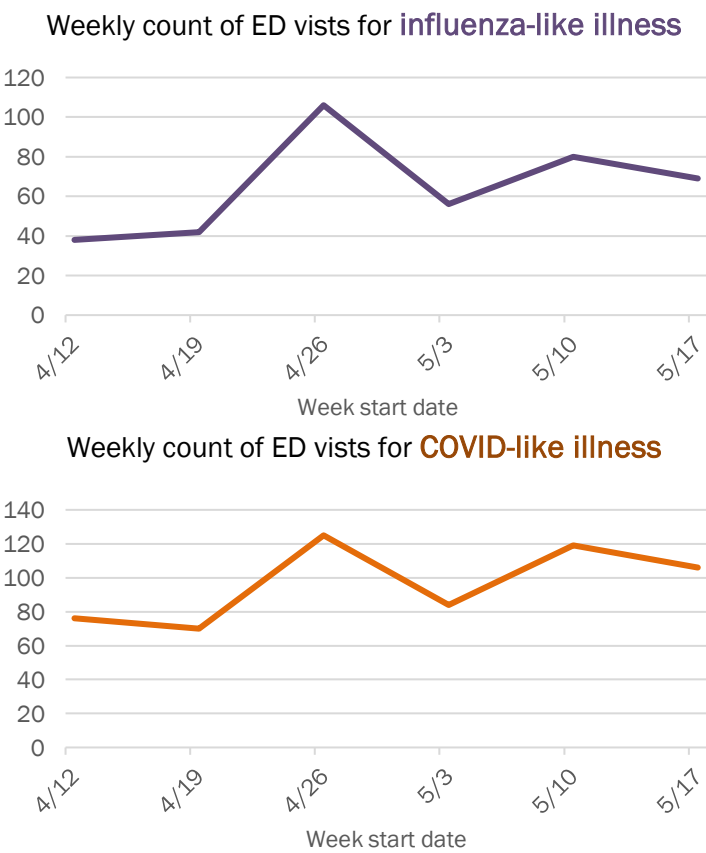
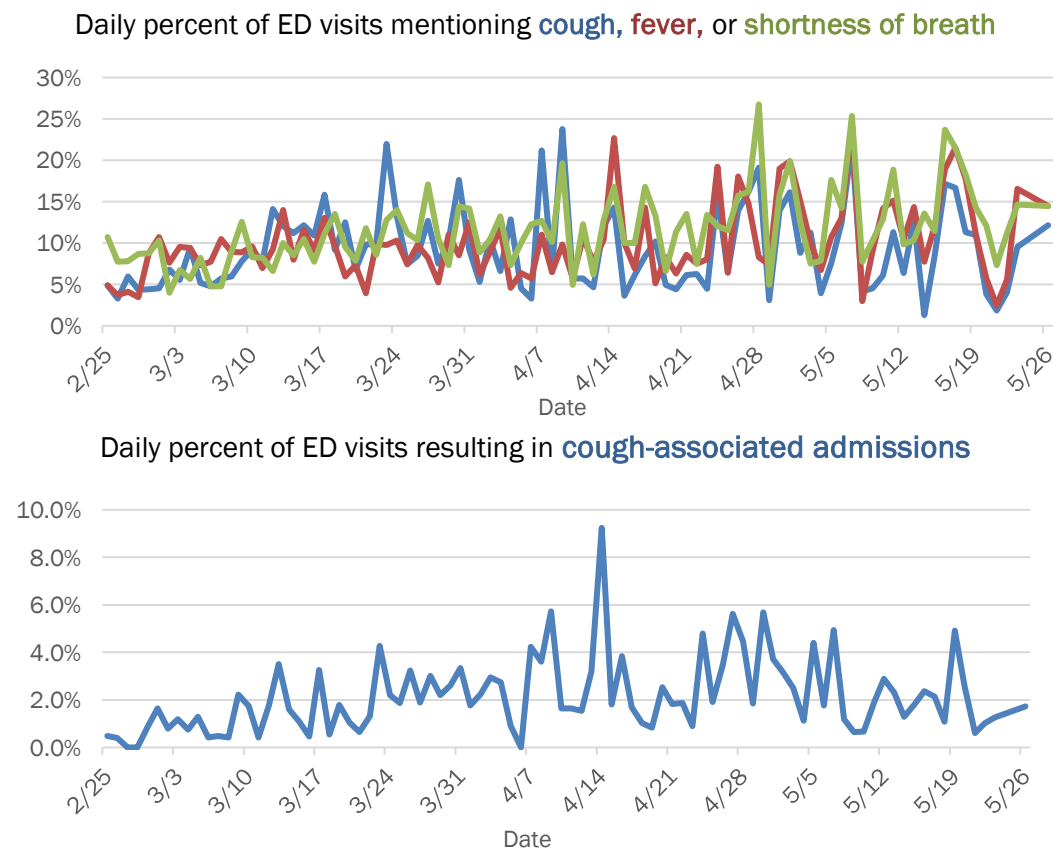
Laboratory testing for Florida residents and non-Florida residents over the past 2 weeks

Number and percent of positive labs

These counts include the number of people for whom the department received laboratory results by day. This percent is the number of people who test positive for the first time divided by all the people tested that day, excluding people who have previously tested positive.



Emergency department (ED) chief complaint and admission data for St. Johns County

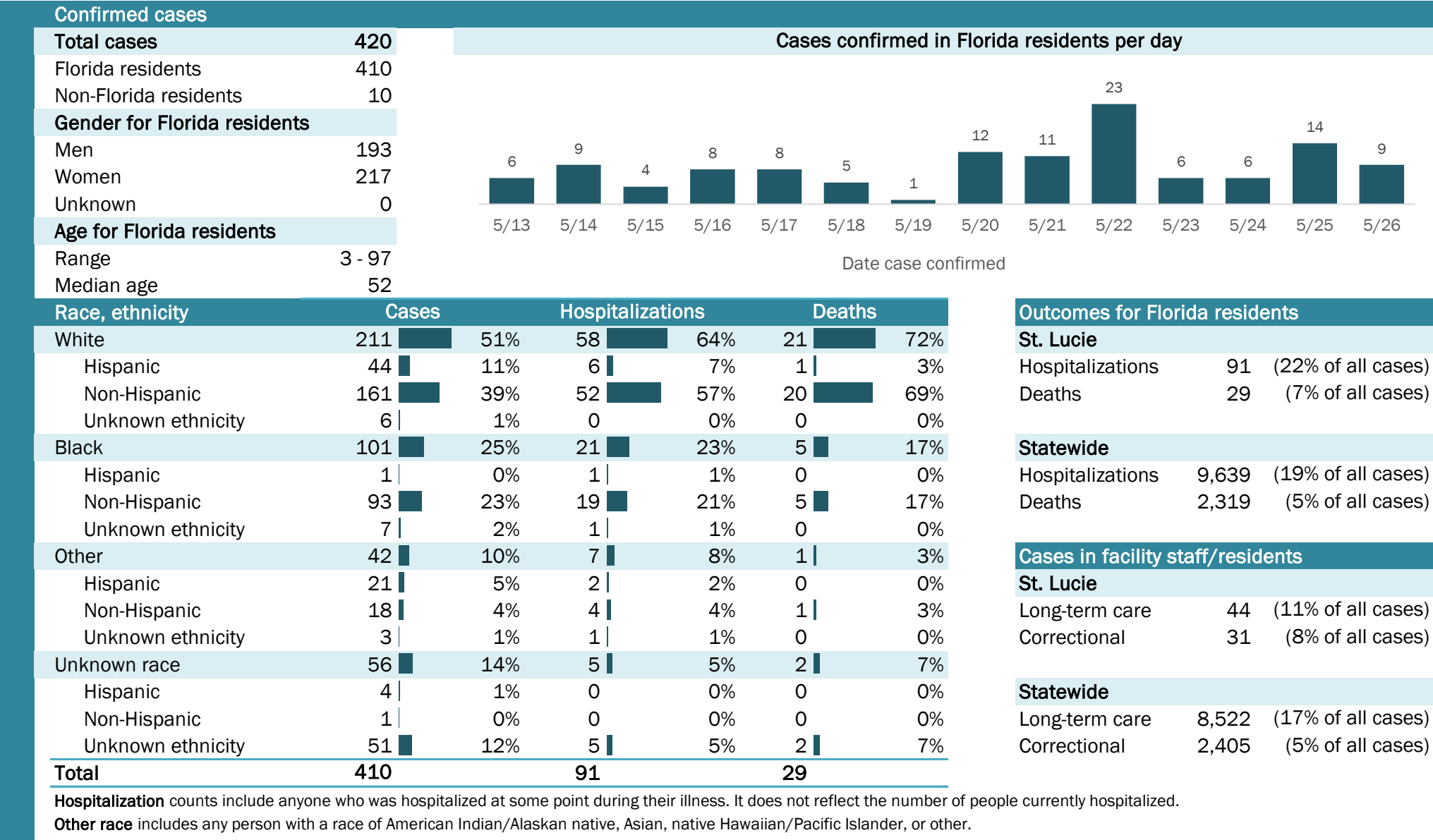


The Electronic Surveillance System for the Early Notification of Community-Based Epidemics (ESSENCE-FL) includes chief complaint data from 211 of 212 Florida EDs. Data are transmitted electronically to ESSENCE-FL daily or hourly.

Coronavirus: summary for St. Lucie County

Data for May 27, 2020 (verified at 10 AM)

Data in this report are provisional and subject to change.



Coronavirus: summary for Sumter County

Data for May 27, 2020 (verified at 10 AM)

Data in this report are provisional and subject to change.

Confirmed cases

Total cases	253
Florida residents	252
Non-Florida residents	1
Gender for Florida residents	
Men	180
Women	72
Unknown	0
Age for Florida residents	
Range	17 - 92
Median age	65

Cases confirmed in Florida residents per day

Date	Cases
5/13	1
5/14	3
5/15	2
5/16	0
5/17	1
5/18	0
5/19	1
5/20	1
5/21	0
5/22	1
5/23	0
5/24	0
5/25	0
5/26	0

Race, ethnicity	Cases	Hospitalizations	Deaths
White	210 83%	38 86%	15 88%
Hispanic	12 5%	3 7%	0 0%
Non-Hispanic	196 78%	35 80%	15 88%
Unknown ethnicity	2 1%	0 0%	0 0%
Black	34 13%	5 11%	1 6%
Hispanic	0 0%	0 0%	0 0%
Non-Hispanic	34 13%	5 11%	1 6%
Unknown ethnicity	0 0%	0 0%	0 0%
Other	5 2%	1 2%	1 6%
Hispanic	2 1%	0 0%	0 0%
Non-Hispanic	3 1%	1 2%	1 6%
Unknown ethnicity	0 0%	0 0%	0 0%
Unknown race	3 1%	0 0%	0 0%
Hispanic	0 0%	0 0%	0 0%
Non-Hispanic	0 0%	0 0%	0 0%
Unknown ethnicity	3 1%	0 0%	0 0%
Total	252	44	17

Outcomes for Florida residents

Sumter

Hospitalizations	44	(17% of all cases)
Deaths	17	(7% of all cases)

Statewide

Hospitalizations	9,639	(19% of all cases)
Deaths	2,319	(5% of all cases)

Cases in facility staff/residents

Sumter

Long-term care	7	(3% of all cases)
Correctional	114	(45% of all cases)

Statewide

Long-term care	8,522	(17% of all cases)
Correctional	2,405	(5% of all cases)

Hospitalization counts include anyone who was hospitalized at some point during their illness. It does not reflect the number of people currently hospitalized.

Other race includes any person with a race of American Indian/Alaskan native, Asian, native Hawaiian/Pacific Islander, or other.

Laboratory testing for Florida residents and non-Florida residents over the past 2 weeks

Number and percent of positive labs

These counts include the number of people for whom the department received laboratory results by day. This percent is the number of people who test positive for the first time divided by all the people tested that day, excluding people who have previously tested positive.

Date	Positives	Negatives	Percent Positive
5/13	1	21	4.5%
5/14	3	64	4.5%
5/15	2	15	11.8%
5/16	0	132	0.0%
5/17	1	36	2.7%
5/18	0	71	0.0%
5/19	1	208	0.5%
5/20	1	192	0.5%
5/21	0	133	0.0%
5/22	1	71	1.4%
5/23	0	24	0.0%
5/24	0	89	0.0%
5/25	0	42	0.0%
5/26	0	43	0.0%

Emergency department (ED) chief complaint and admission data for Sumter County

Daily percent of ED visits mentioning cough, fever, or shortness of breath

Daily percent of ED visits resulting in cough-associated admissions

Weekly count of ED visits for influenza-like illness

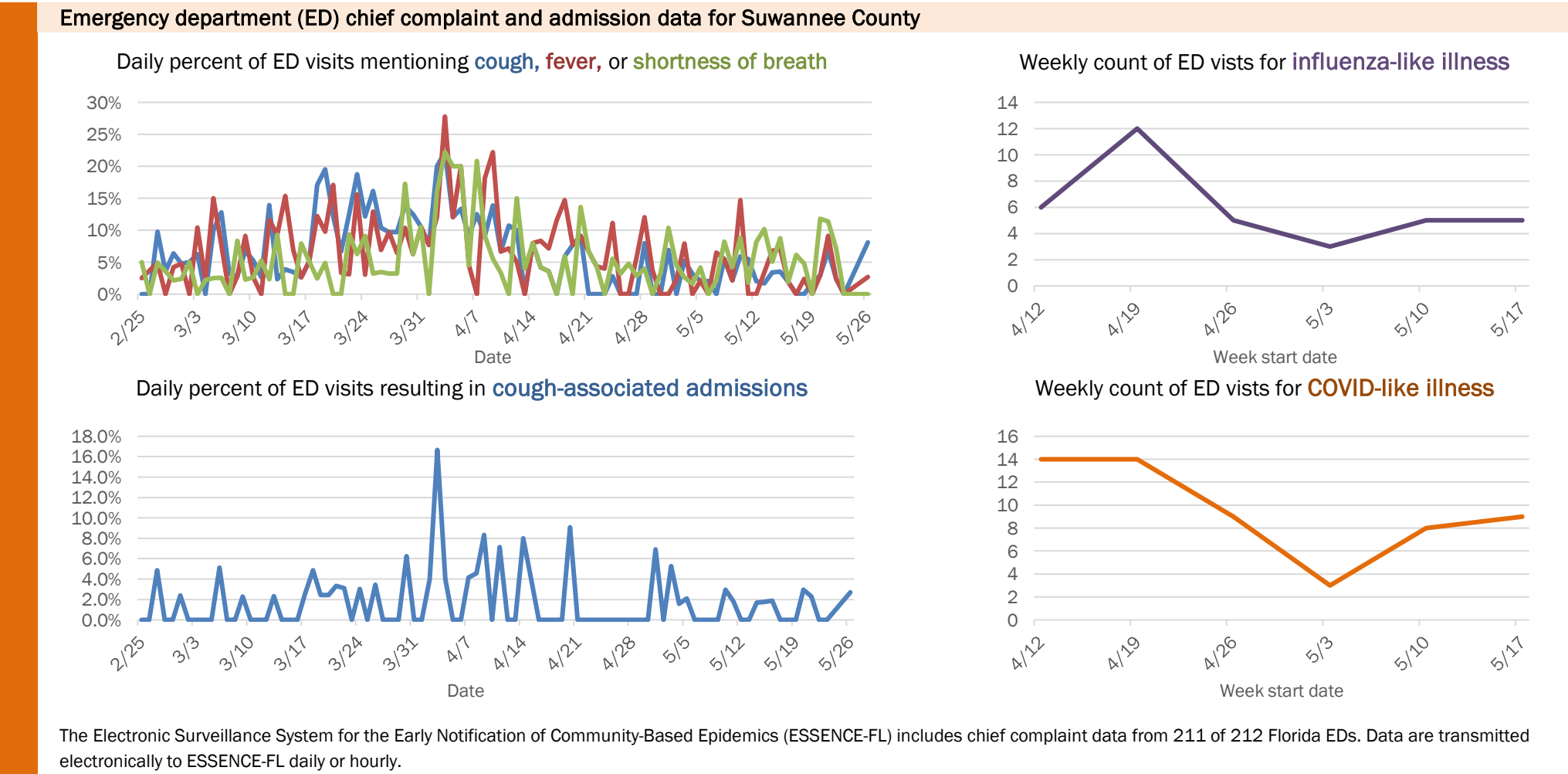
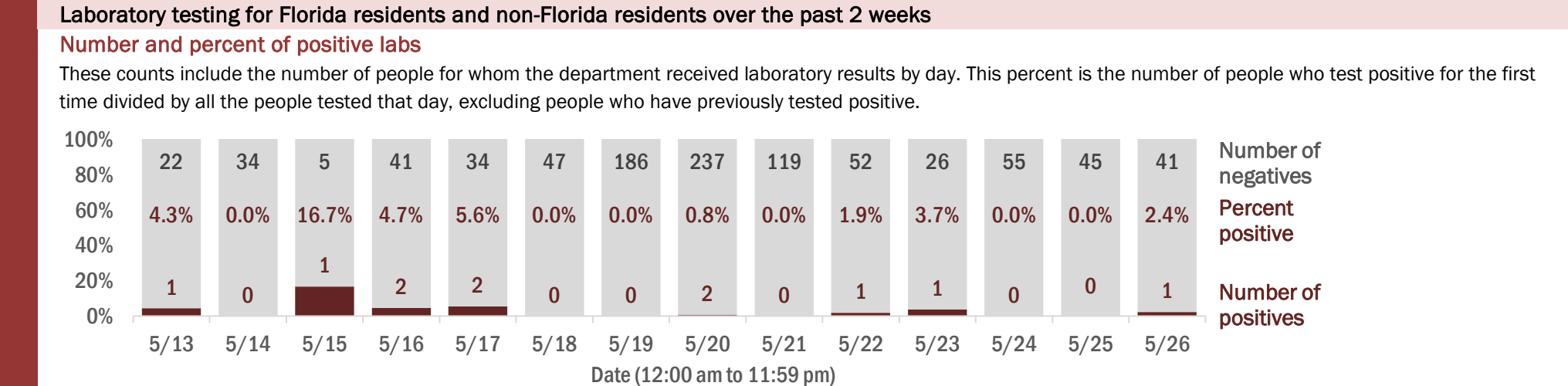
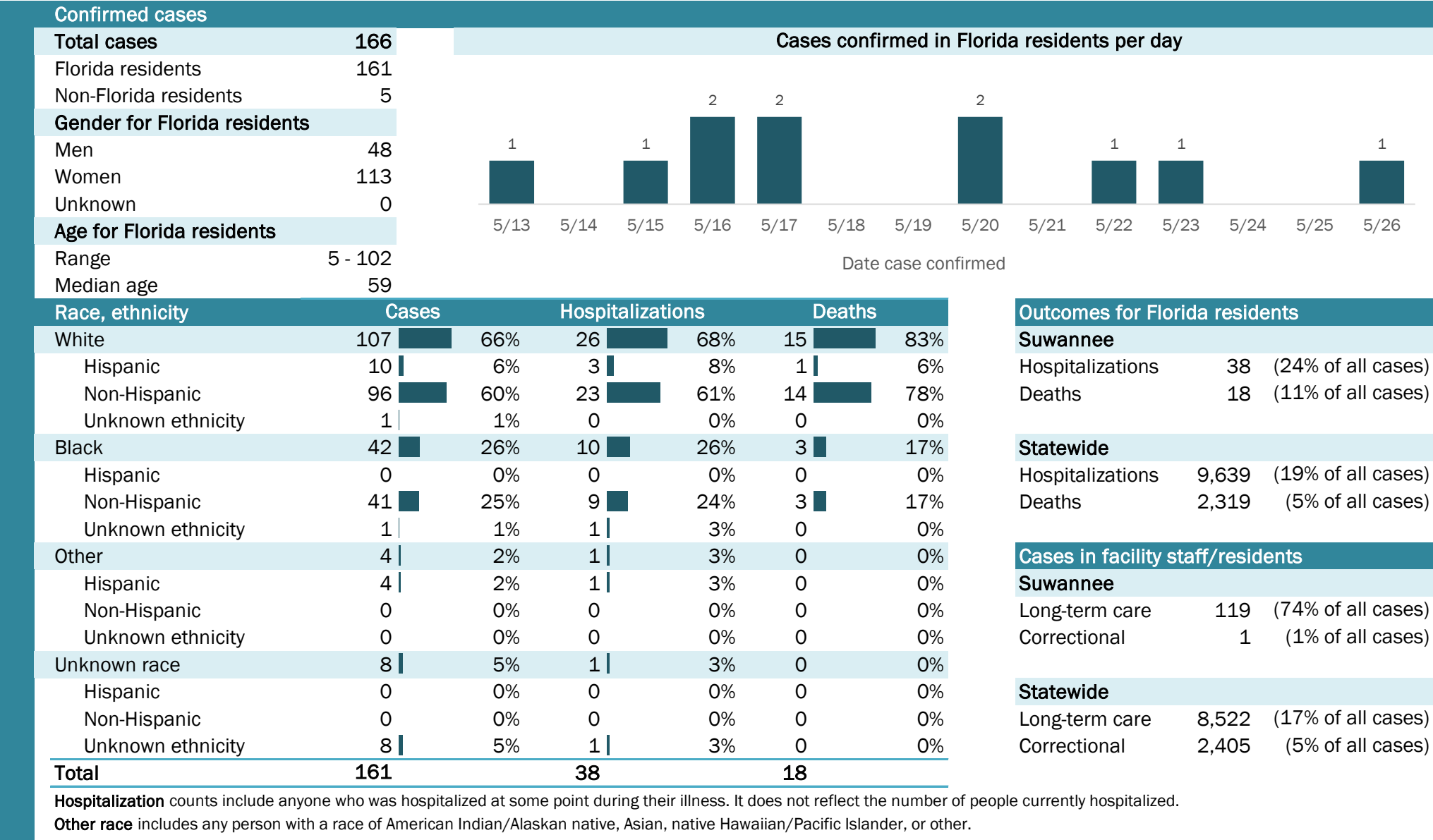
Weekly count of ED visits for COVID-like illness

The Electronic Surveillance System for the Early Notification of Community-Based Epidemics (ESSENCE-FL) includes chief complaint data from 211 of 212 Florida EDs. Data are transmitted electronically to ESSENCE-FL daily or hourly.

Coronavirus: summary for Suwannee County

Data for May 27, 2020 (verified at 10 AM)

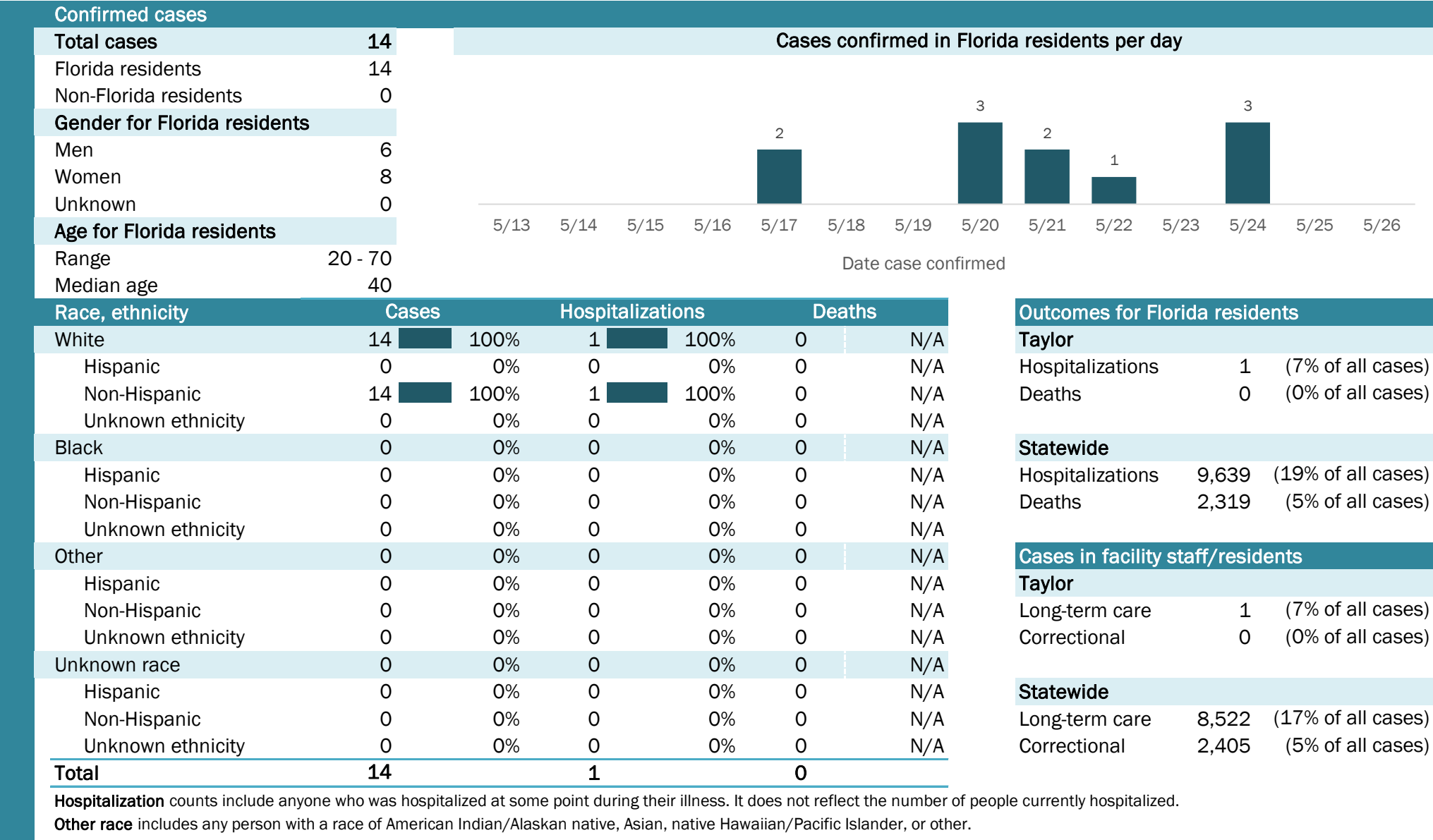
Data in this report are provisional and subject to change.



Coronavirus: summary for Taylor County

Data for May 27, 2020 (verified at 10 AM)

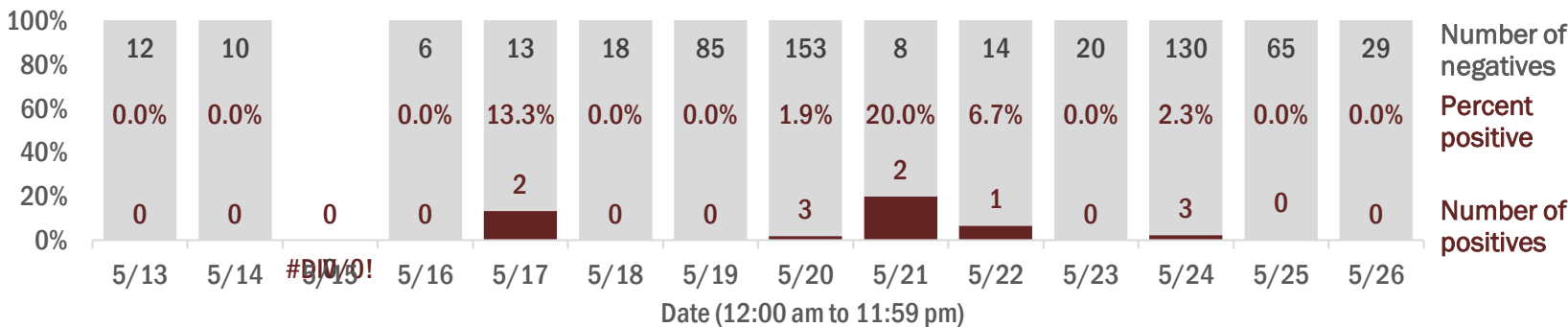
Data in this report are provisional and subject to change.



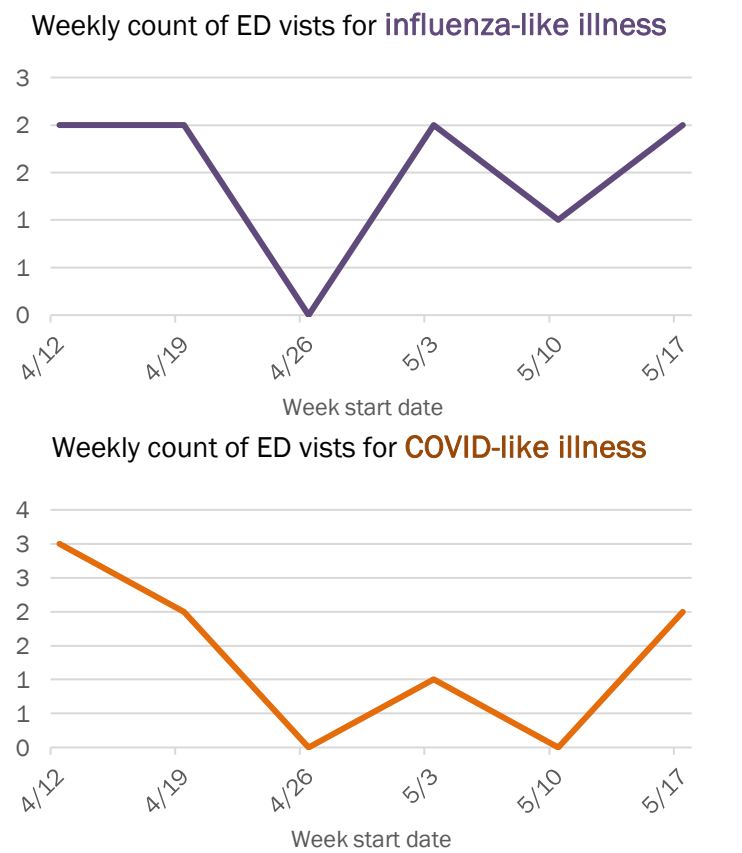
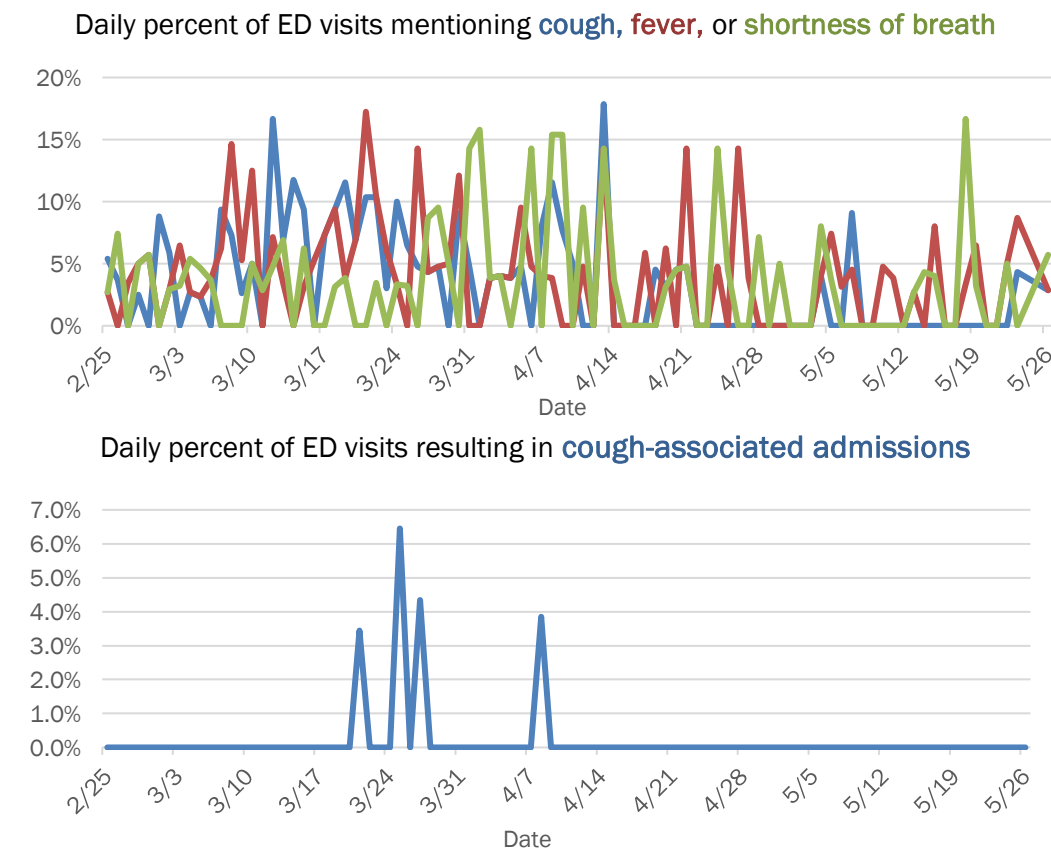
Laboratory testing for Florida residents and non-Florida residents over the past 2 weeks

Number and percent of positive labs

These counts include the number of people for whom the department received laboratory results by day. This percent is the number of people who test positive for the first time divided by all the people tested that day, excluding people who have previously tested positive.



Emergency department (ED) chief complaint and admission data for Taylor County



The Electronic Surveillance System for the Early Notification of Community-Based Epidemics (ESSENCE-FL) includes chief complaint data from 211 of 212 Florida EDs. Data are transmitted electronically to ESSENCE-FL daily or hourly.

Coronavirus: summary for Union County

Data for May 27, 2020 (verified at 10 AM)

Data in this report are provisional and subject to change.

Confirmed cases

Total cases

31

Florida residents

31

Non-Florida residents

0

Gender for Florida residents

Men

26

Women

5

Unknown

0

Age for Florida residents

Range

25 - 76

Median age

59

Cases confirmed in Florida residents per day

4

5/13

6

5/15

5

5/16

1

5/20

1

5/21

2

5/23

1

5/25

Race, ethnicity	Cases	Hospitalizations	Deaths
White	17 55%	2 67%	0 N/A
Hispanic	0 0%	0 0%	0 N/A
Non-Hispanic	17 55%	2 67%	0 N/A
Unknown ethnicity	0 0%	0 0%	0 N/A
Black	11 35%	1 33%	0 N/A
Hispanic	0 0%	0 0%	0 N/A
Non-Hispanic	10 32%	1 33%	0 N/A
Unknown ethnicity	1 3%	0 0%	0 N/A
Other	2 6%	0 0%	0 N/A
Hispanic	0 0%	0 0%	0 N/A
Non-Hispanic	2 6%	0 0%	0 N/A
Unknown ethnicity	0 0%	0 0%	0 N/A
Unknown race	1 3%	0 0%	0 N/A
Hispanic	0 0%	0 0%	0 N/A
Non-Hispanic	0 0%	0 0%	0 N/A
Unknown ethnicity	1 3%	0 0%	0 N/A
Total	31	3	0

Hospitalization

counts include anyone who was hospitalized at some point during their illness. It does not reflect the number of people currently hospitalized.

Other race

includes any person with a race of American Indian/Alaskan native, Asian, native Hawaiian/Pacific Islander, or other.

Outcomes for Florida residents

Union

Hospitalizations

3

(10% of all cases)

Deaths

0

(0% of all cases)

Statewide

Hospitalizations

9,639

(19% of all cases)

Deaths

2,319

(5% of all cases)

Cases in facility staff/residents

Union

Long-term care

0

(0% of all cases)

Correctional

23

(74% of all cases)

Statewide

Long-term care

8,522

(17% of all cases)

Correctional

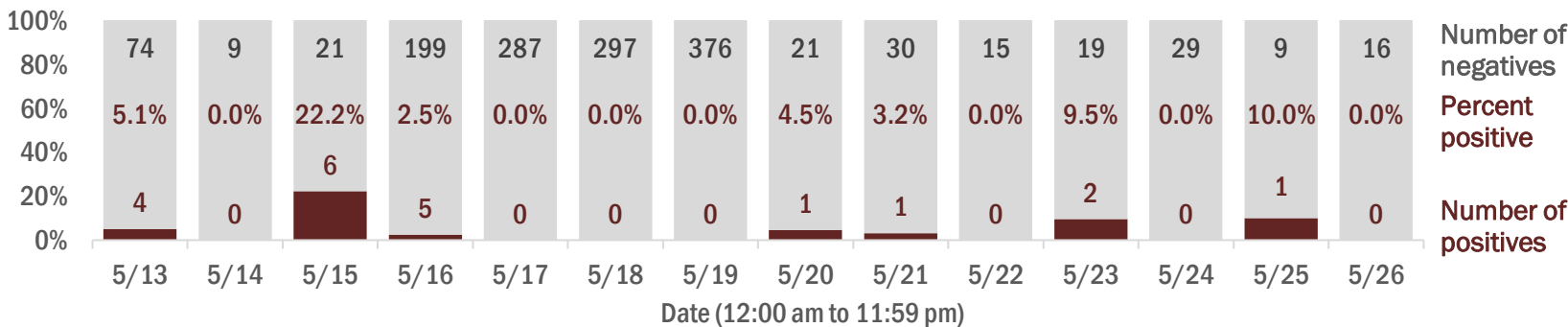
2,405

(5% of all cases)

Laboratory testing for Florida residents and non-Florida residents over the past 2 weeks

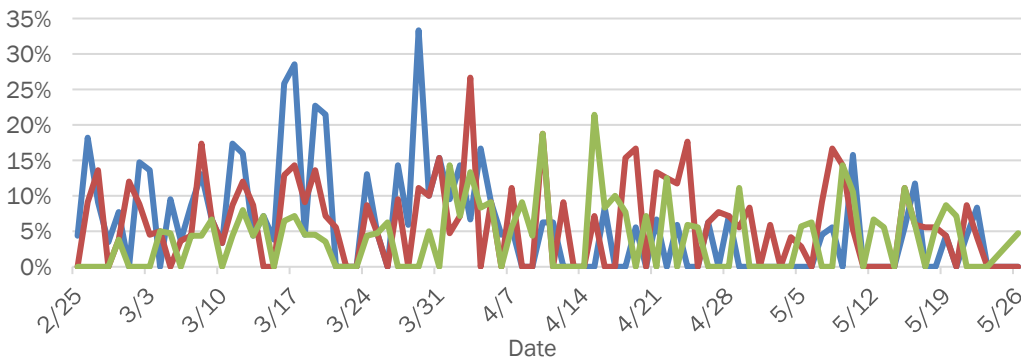
Number and percent of positive labs

These counts include the number of people for whom the department received laboratory results by day. This percent is the number of people who test positive for the first time divided by all the people tested that day, excluding people who have previously tested positive.

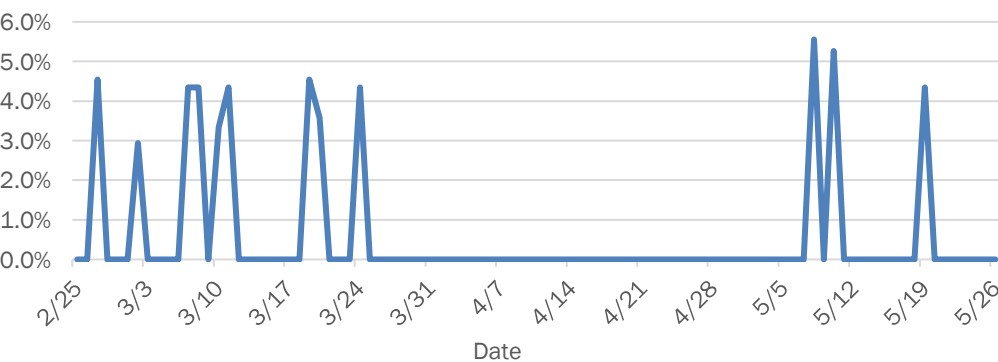


Emergency department (ED) chief complaint and admission data for Union County

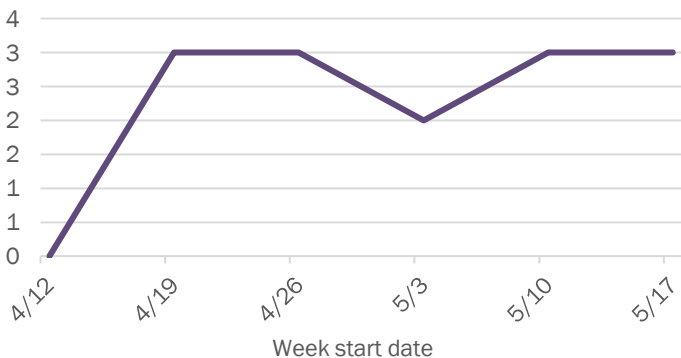
Daily percent of ED visits mentioning cough, fever, or shortness of breath



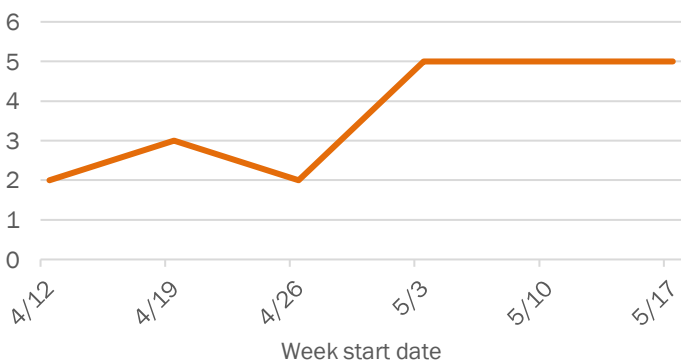
Daily percent of ED visits resulting in cough-associated admissions



Weekly count of ED visits for influenza-like illness



Weekly count of ED visits for COVID-like illness

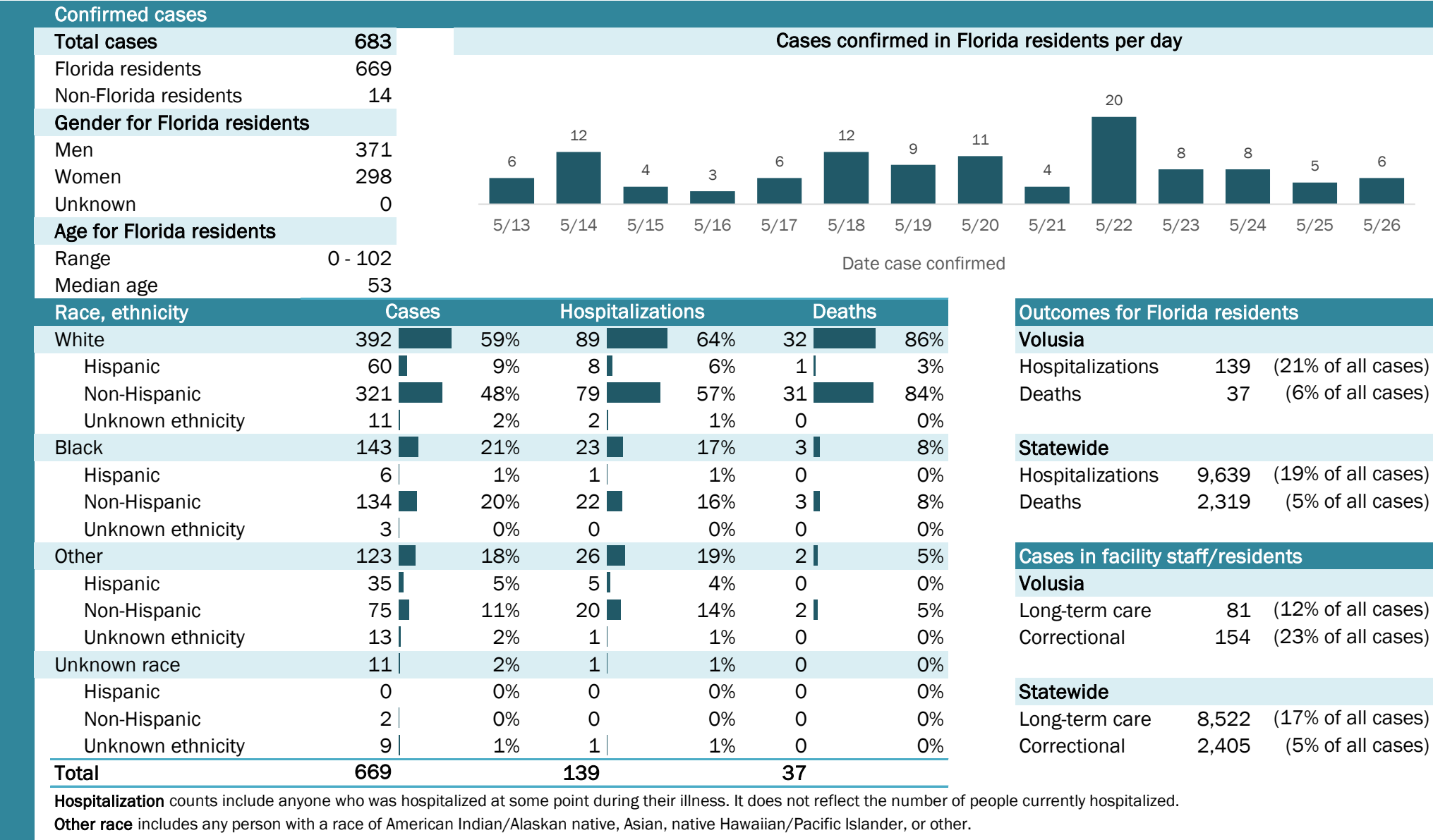


The Electronic Surveillance System for the Early Notification of Community-Based Epidemics (ESSENCE-FL) includes chief complaint data from 211 of 212 Florida EDs. Data are transmitted electronically to ESSENCE-FL daily or hourly.

Coronavirus: summary for Volusia County

Data for May 27, 2020 (verified at 10 AM)

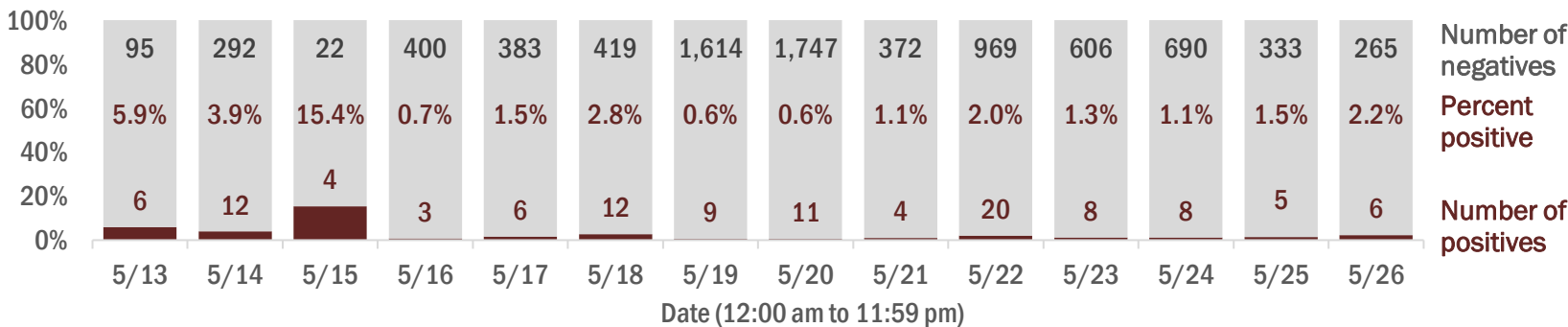
Data in this report are provisional and subject to change.



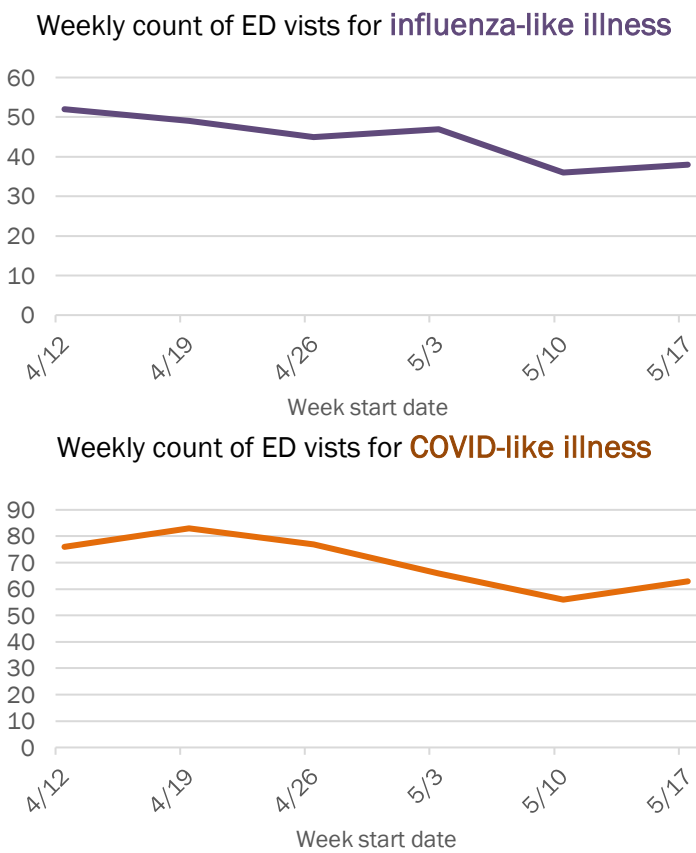
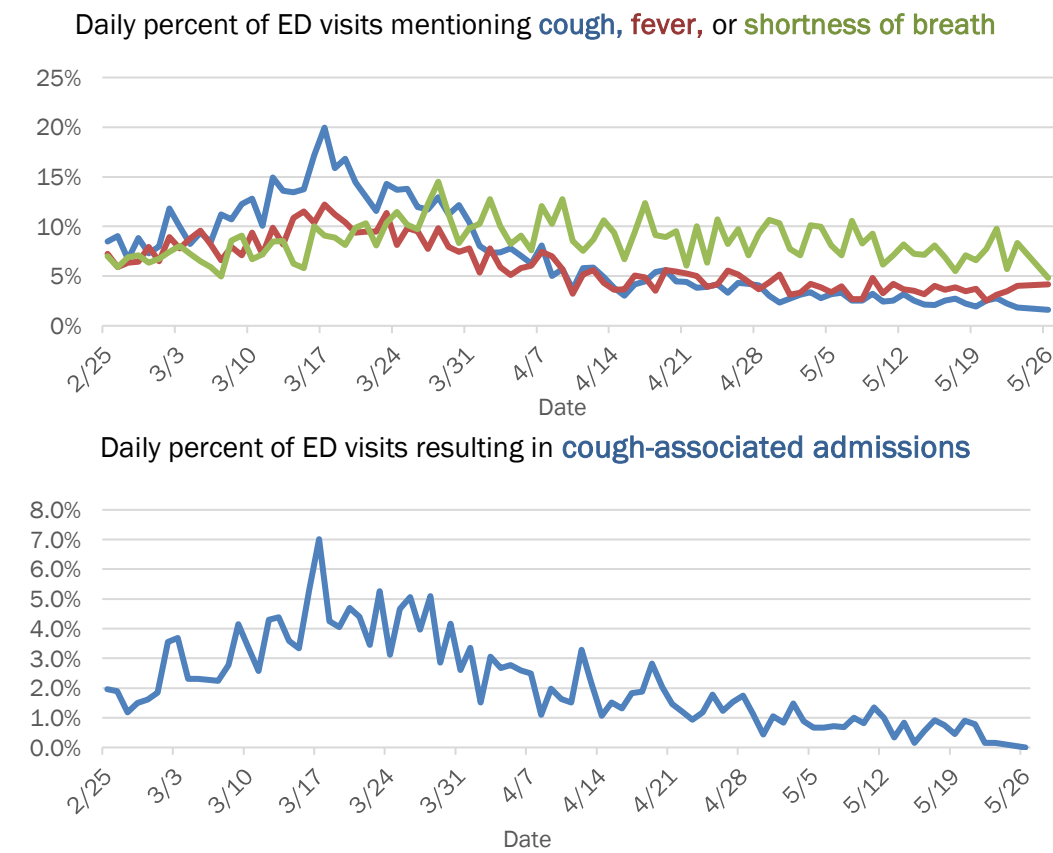
Laboratory testing for Florida residents and non-Florida residents over the past 2 weeks

Number and percent of positive labs

These counts include the number of people for whom the department received laboratory results by day. This percent is the number of people who test positive for the first time divided by all the people tested that day, excluding people who have previously tested positive.



Emergency department (ED) chief complaint and admission data for Volusia County



The Electronic Surveillance System for the Early Notification of Community-Based Epidemics (ESSENCE-FL) includes chief complaint data from 211 of 212 Florida EDs. Data are transmitted electronically to ESSENCE-FL daily or hourly.

Coronavirus: summary for Wakulla County

Data for May 27, 2020 (verified at 10 AM)

Data in this report are provisional and subject to change.

Confirmed cases

Total cases	32
Florida residents	30
Non-Florida residents	2
Gender for Florida residents	
Men	9
Women	21
Unknown	0
Age for Florida residents	
Range	19 - 86
Median age	47

Cases confirmed in Florida residents per day

Date	Cases
5/13	0
5/14	0
5/15	0
5/16	1
5/17	0
5/18	0
5/19	0
5/20	0
5/21	0
5/22	0
5/23	0
5/24	0
5/25	0
5/26	0

Race, ethnicity	Cases	Hospitalizations	Deaths
White	14 47%	2 40%	1 100%
Hispanic	0 0%	0 0%	0 0%
Non-Hispanic	14 47%	2 40%	1 100%
Unknown ethnicity	0 0%	0 0%	0 0%
Black	13 43%	2 40%	0 0%
Hispanic	0 0%	0 0%	0 0%
Non-Hispanic	13 43%	2 40%	0 0%
Unknown ethnicity	0 0%	0 0%	0 0%
Other	3 10%	1 20%	0 0%
Hispanic	0 0%	0 0%	0 0%
Non-Hispanic	3 10%	1 20%	0 0%
Unknown ethnicity	0 0%	0 0%	0 0%
Unknown race	0 0%	0 0%	0 0%
Hispanic	0 0%	0 0%	0 0%
Non-Hispanic	0 0%	0 0%	0 0%
Unknown ethnicity	0 0%	0 0%	0 0%
Total	30	5	1

Hospitalization counts include anyone who was hospitalized at some point during their illness. It does not reflect the number of people currently hospitalized.

Other race includes any person with a race of American Indian/Alaskan native, Asian, native Hawaiian/Pacific Islander, or other.

Outcomes for Florida residents

Wakulla

Hospitalizations	5	(17% of all cases)
Deaths	1	(3% of all cases)

Statewide

Hospitalizations	9,639	(19% of all cases)
Deaths	2,319	(5% of all cases)

Cases in facility staff/residents

Wakulla

Long-term care	12	(40% of all cases)
Correctional	4	(13% of all cases)

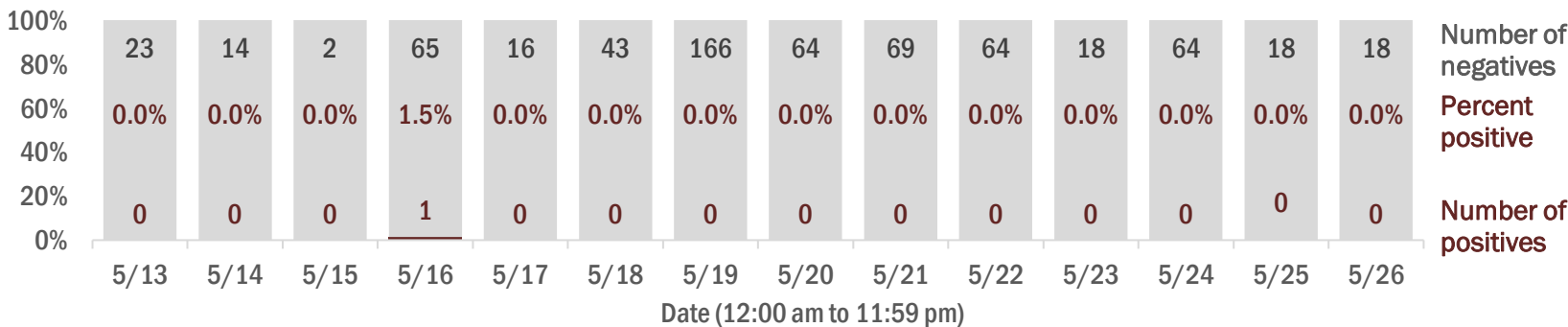
Statewide

Long-term care	8,522	(17% of all cases)
Correctional	2,405	(5% of all cases)

Laboratory testing for Florida residents and non-Florida residents over the past 2 weeks

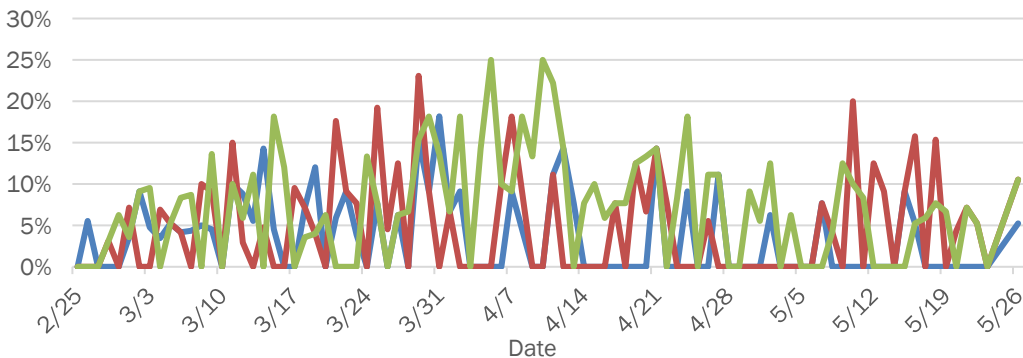
Number and percent of positive labs

These counts include the number of people for whom the department received laboratory results by day. This percent is the number of people who test positive for the first time divided by all the people tested that day, excluding people who have previously tested positive.

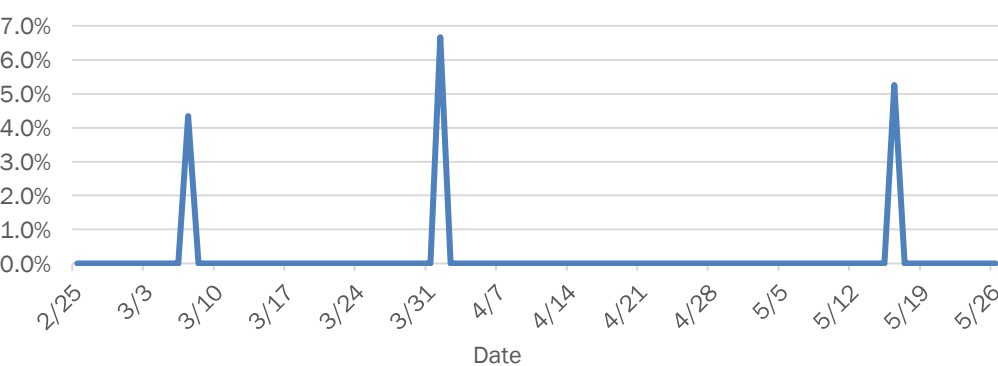


Emergency department (ED) chief complaint and admission data for Wakulla County

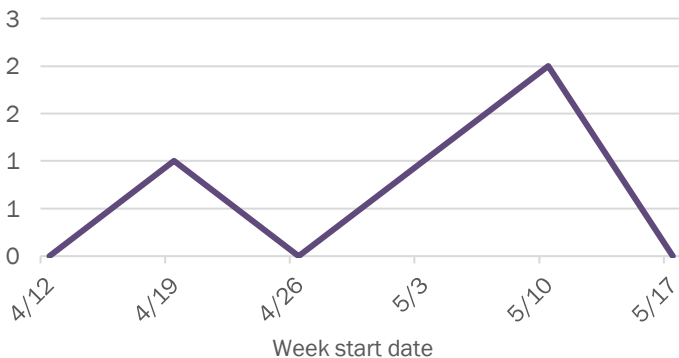
Daily percent of ED visits mentioning cough, fever, or shortness of breath



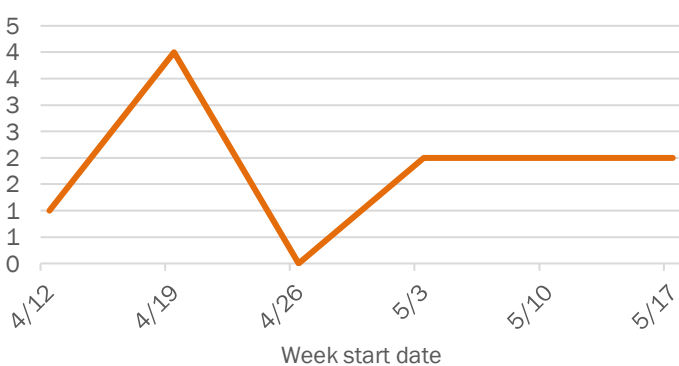
Daily percent of ED visits resulting in cough-associated admissions



Weekly count of ED visits for influenza-like illness



Weekly count of ED visits for COVID-like illness

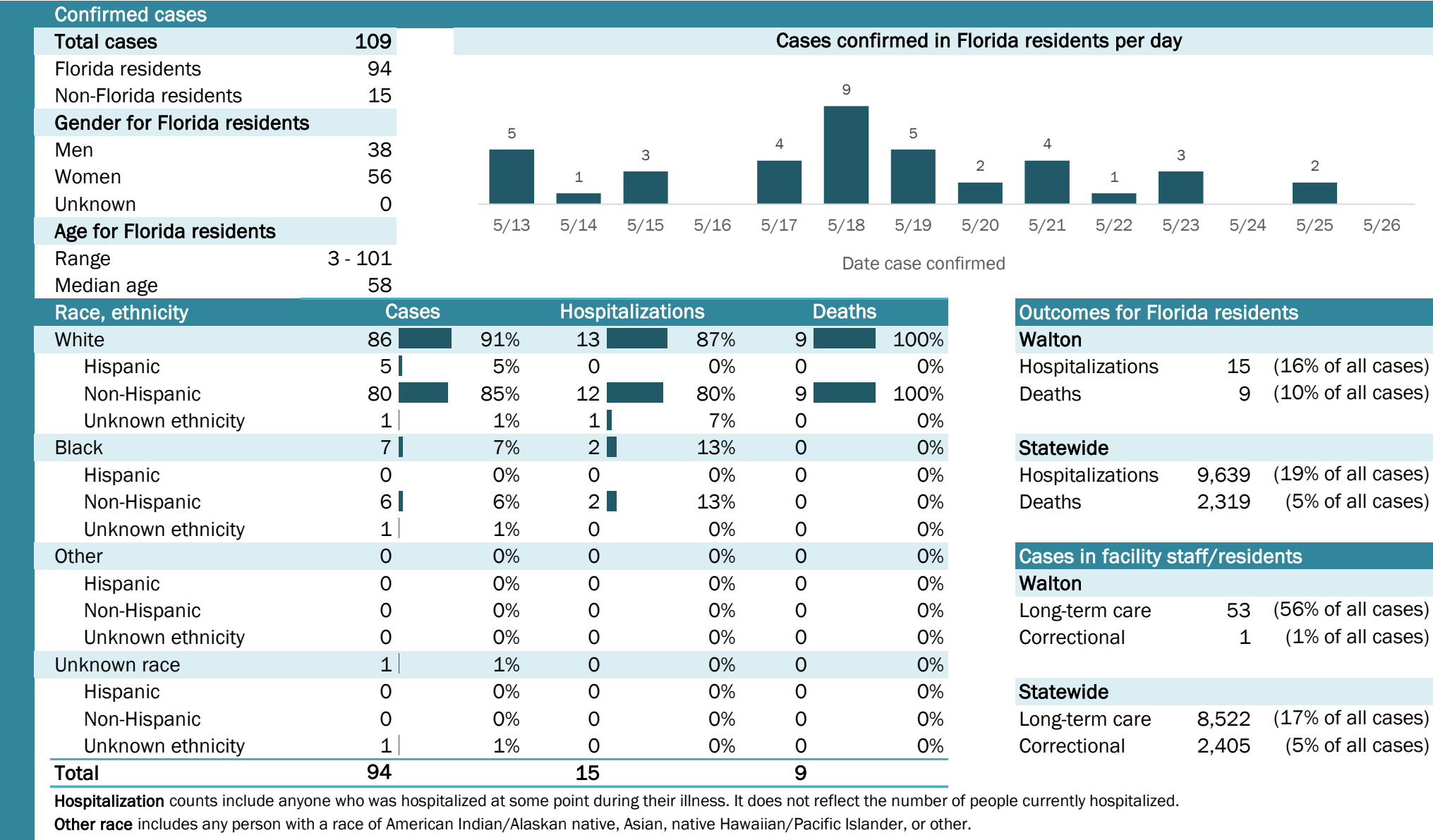


The Electronic Surveillance System for the Early Notification of Community-Based Epidemics (ESSENCE-FL) includes chief complaint data from 211 of 212 Florida EDs. Data are transmitted electronically to ESSENCE-FL daily or hourly.

Coronavirus: summary for Walton County

Data for May 27, 2020 (verified at 10 AM)

Data in this report are provisional and subject to change.



Coronavirus: summary for Washington County

Data for May 27, 2020 (verified at 10 AM)

Data in this report are provisional and subject to change.

Confirmed cases

Total cases	51
Florida residents	51
Non-Florida residents	0
Gender for Florida residents	
Men	26
Women	24
Unknown	1
Age for Florida residents	
Range	16 - 99
Median age	65

Cases confirmed in Florida residents per day

Date	Cases
5/13	0
5/14	1
5/15	0
5/16	0
5/17	0
5/18	1
5/19	0
5/20	5
5/21	5
5/22	2
5/23	0
5/24	19
5/25	4
5/26	2

Race, ethnicity	Cases	Hospitalizations	Deaths
White	21 (41%)	3 (33%)	1 (50%)
Hispanic	0 (0%)	0 (0%)	0 (0%)
Non-Hispanic	20 (39%)	2 (22%)	1 (50%)
Unknown ethnicity	1 (2%)	1 (11%)	0 (0%)
Black	2 (4%)	1 (11%)	0 (0%)
Hispanic	0 (0%)	0 (0%)	0 (0%)
Non-Hispanic	2 (4%)	1 (11%)	0 (0%)
Unknown ethnicity	0 (0%)	0 (0%)	0 (0%)
Other	0 (0%)	0 (0%)	0 (0%)
Hispanic	0 (0%)	0 (0%)	0 (0%)
Non-Hispanic	0 (0%)	0 (0%)	0 (0%)
Unknown ethnicity	0 (0%)	0 (0%)	0 (0%)
Unknown race	28 (55%)	5 (56%)	1 (50%)
Hispanic	0 (0%)	0 (0%)	0 (0%)
Non-Hispanic	0 (0%)	0 (0%)	0 (0%)
Unknown ethnicity	28 (55%)	5 (56%)	1 (50%)
Total	51	9	2

Hospitalization counts include anyone who was hospitalized at some point during their illness. It does not reflect the number of people currently hospitalized.

Other race includes any person with a race of American Indian/Alaskan native, Asian, native Hawaiian/Pacific Islander, or other.

Outcomes for Florida residents

Washington

Hospitalizations	9	(18% of all cases)
Deaths	2	(4% of all cases)

Statewide

Hospitalizations	9,639	(19% of all cases)
Deaths	2,319	(5% of all cases)

Cases in facility staff/residents

Washington

Long-term care	34	(67% of all cases)
Correctional	0	(0% of all cases)

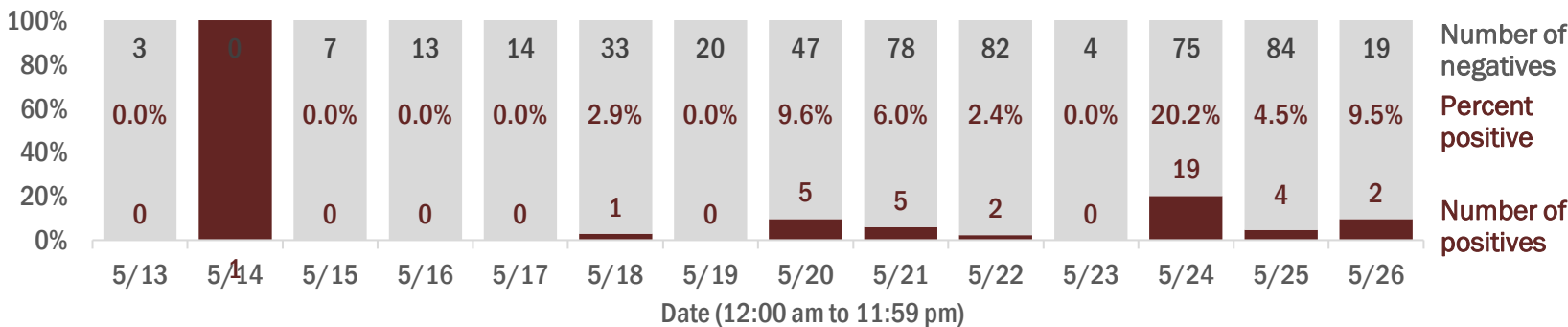
Statewide

Long-term care	8,522	(17% of all cases)
Correctional	2,405	(5% of all cases)

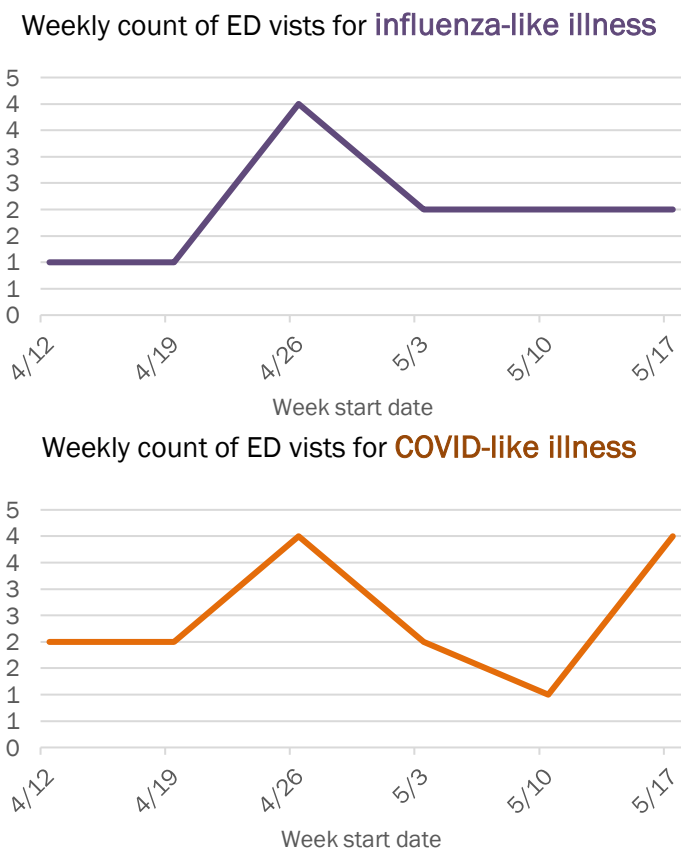
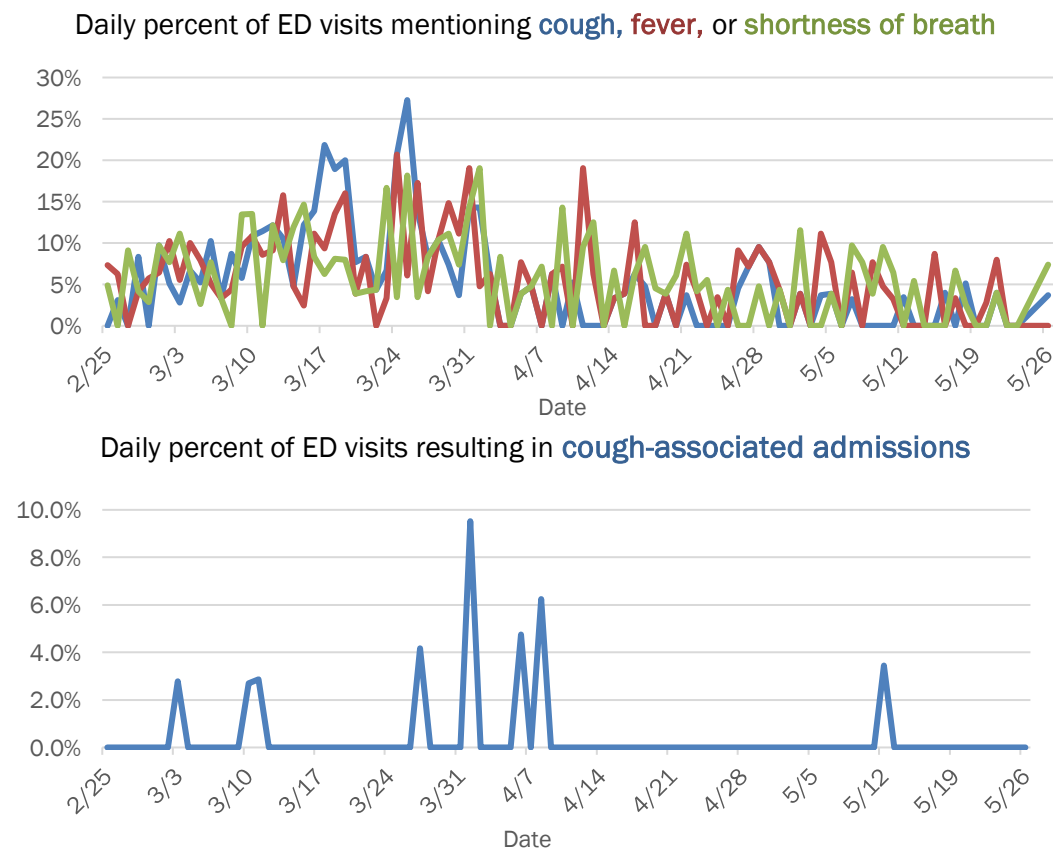
Laboratory testing for Florida residents and non-Florida residents over the past 2 weeks

Number and percent of positive labs

These counts include the number of people for whom the department received laboratory results by day. This percent is the number of people who test positive for the first time divided by all the people tested that day, excluding people who have previously tested positive.



Emergency department (ED) chief complaint and admission data for Washington County



The Electronic Surveillance System for the Early Notification of Community-Based Epidemics (ESSENCE-FL) includes chief complaint data from 211 of 212 Florida EDs. Data are transmitted electronically to ESSENCE-FL daily or hourly.