

# Coronavirus: summary for Alachua County

Data for May 23, 2020 (verified at 10 AM)

Data in this report are provisional and subject to change.

Confirmed cases

Total cases

355

Florida residents

337

Non-Florida residents

18

Gender for Florida residents

Men

136

Women

201

Unknown

0

Age for Florida residents

Range

0 - 94

Median age

47

Cases confirmed in Florida residents per day

5

4

6

4

3

2

2

4

3

3

3

1

5

5/9

5/10

5/11

5/12

5/13

5/14

5/15

5/16

5/17

5/18

5/19

5/20

5/21

5/22

Date case confirmed

Race, ethnicity	Cases	Hospitalizations	Deaths
White	137 41%	30 41%	2 29%
Hispanic	12 4%	0 0%	0 0%
Non-Hispanic	121 36%	29 39%	2 29%
Unknown ethnicity	4 1%	1 1%	0 0%
Black	124 37%	37 50%	5 71%
Hispanic	1 0%	0 0%	0 0%
Non-Hispanic	120 36%	36 49%	5 71%
Unknown ethnicity	3 1%	1 1%	0 0%
Other	25 7%	1 1%	0 0%
Hispanic	13 4%	1 1%	0 0%
Non-Hispanic	11 3%	0 0%	0 0%
Unknown ethnicity	1 0%	0 0%	0 0%
Unknown race	51 15%	6 8%	0 0%
Hispanic	4 1%	0 0%	0 0%
Non-Hispanic	0 0%	0 0%	0 0%
Unknown ethnicity	47 14%	6 8%	0 0%
Total	337	74	7

Hospitalization

counts include anyone who was hospitalized at some point during their illness. It does not reflect the number of people currently hospitalized.

Other race

includes any person with a race of American Indian/Alaskan native, Asian, native Hawaiian/Pacific Islander, or other.

Outcomes for Florida residents

Alachua

Hospitalizations

74

(22% of all cases)

Deaths

7

(2% of all cases)

Statewide

Hospitalizations

9,310

(19% of all cases)

Deaths

2,233

(5% of all cases)

Cases in facility staff/residents

Alachua

Long-term care

63

(19% of all cases)

Correctional

1

(0% of all cases)

Statewide

Long-term care

8,168

(17% of all cases)

Correctional

2,275

(5% of all cases)

## Laboratory testing for Florida residents and non-Florida residents over the past 2 weeks

### Number and percent of positive labs

These counts include the number of people for whom the department received laboratory results by day. This percent is the number of people who test positive for the first time divided by all the people tested that day, excluding people who have previously tested positive.

100%

80%

60%

40%

20%

0%

223

453

740

23

601

349

170

616

361

723

1,417

736

414

754

2.2%

0.9%

0.8%

14.8%

0.5%

0.0%

1.2%

0.3%

1.1%

0.4%

0.2%

0.4%

0.2%

0.7%

5

4

6

4

3

0

2

2

4

3

3

3

1

5

5/9

5/10

5/11

5/12

5/13

5/14

5/15

5/16

5/17

5/18

5/19

5/20

5/21

5/22

Date (12:00 am to 11:59 pm)

Number of negatives

Percent positive

Number of positives

## Emergency department (ED) chief complaint and admission data for Alachua County

Daily percent of ED visits mentioning cough, fever, or shortness of breath

16%

14%

12%

10%

8%

6%

4%

2%

0%

2/24

3/2

3/9

3/16

3/23

3/30

4/6

4/13

4/20

4/27

5/4

5/11

5/18

Date

Daily percent of ED visits resulting in cough-associated admissions

4.5%

4.0%

3.5%

3.0%

2.5%

2.0%

1.5%

1.0%

0.5%

0.0%

2/24

3/2

3/9

3/16

3/23

3/30

4/6

4/13

4/20

4/27

5/4

5/11

5/18

Date

Weekly count of ED vists for influenza-like illness

40

35

30

25

20

15

10

5

0

4/5

4/12

4/19

4/26

5/3

5/10

Week start date

Weekly count of ED vists for COVID-like illness

60

50

40

30

20

10

0

4/5

4/12

4/19

4/26

5/3

5/10

Week start date

The Electronic Surveillance System for the Early Notification of Community-Based Epidemics (ESSENCE-FL) includes chief complaint data from 211 of 212 Florida EDs. Data are transmitted electronically to ESSENCE-FL daily or hourly.

# Coronavirus: summary for Baker County

Data for May 23, 2020 (verified at 10 AM)

Data in this report are provisional and subject to change.

Confirmed cases

Total cases	27
Florida residents	27
Non-Florida residents	0
Gender for Florida residents	
Men	9
Women	18
Unknown	0
Age for Florida residents	
Range	20 - 97
Median age	64

Cases confirmed in Florida residents per day

Date	Cases
5/9	1
5/10	0
5/11	0
5/12	1
5/13	0
5/14	0
5/15	0
5/16	0
5/17	0
5/18	0
5/19	0
5/20	0
5/21	0
5/22	1

Race, ethnicity	Cases	Hospitalizations	Deaths
White	20 (74%)	7 (78%)	3 (100%)
Hispanic	0 (0%)	0 (0%)	0 (0%)
Non-Hispanic	20 (74%)	7 (78%)	3 (100%)
Unknown ethnicity	0 (0%)	0 (0%)	0 (0%)
Black	6 (22%)	1 (11%)	0 (0%)
Hispanic	0 (0%)	0 (0%)	0 (0%)
Non-Hispanic	5 (19%)	1 (11%)	0 (0%)
Unknown ethnicity	1 (4%)	0 (0%)	0 (0%)
Other	1 (4%)	1 (11%)	0 (0%)
Hispanic	0 (0%)	0 (0%)	0 (0%)
Non-Hispanic	1 (4%)	1 (11%)	0 (0%)
Unknown ethnicity	0 (0%)	0 (0%)	0 (0%)
Unknown race	0 (0%)	0 (0%)	0 (0%)
Hispanic	0 (0%)	0 (0%)	0 (0%)
Non-Hispanic	0 (0%)	0 (0%)	0 (0%)
Unknown ethnicity	0 (0%)	0 (0%)	0 (0%)
Total	27	9	3

Outcomes for Florida residents

Baker

Hospitalizations	9	(33% of all cases)
Deaths	3	(11% of all cases)

Statewide

Hospitalizations	9,310	(19% of all cases)
Deaths	2,233	(5% of all cases)

Cases in facility staff/residents

Baker

Long-term care	15	(56% of all cases)
Correctional	0	(0% of all cases)

Statewide

Long-term care	8,168	(17% of all cases)
Correctional	2,275	(5% of all cases)

**Hospitalization** counts include anyone who was hospitalized at some point during their illness. It does not reflect the number of people currently hospitalized.

**Other race** includes any person with a race of American Indian/Alaskan native, Asian, native Hawaiian/Pacific Islander, or other.

Laboratory testing for Florida residents and non-Florida residents over the past 2 weeks

Number and percent of positive labs

These counts include the number of people for whom the department received laboratory results by day. This percent is the number of people who test positive for the first time divided by all the people tested that day, excluding people who have previously tested positive.

Date	Positives	Negatives	Percent Positive
5/9	1	13	7.1%
5/10	0	20	0.0%
5/11	0	39	0.0%
5/12	1	12	7.7%
5/13	0	12	0.0%
5/14	0	13	0.0%
5/15	0	8	0.0%
5/16	0	23	0.0%
5/17	0	22	0.0%
5/18	0	28	0.0%
5/19	0	80	0.0%
5/20	0	59	0.0%
5/21	0	53	0.0%
5/22	1	17	5.6%

Emergency department (ED) chief complaint and admission data for Baker County

Daily percent of ED visits mentioning cough, fever, or shortness of breath

Daily percent of ED visits resulting in cough-associated admissions

Weekly count of ED visits for influenza-like illness

Weekly count of ED visits for COVID-like illness

The Electronic Surveillance System for the Early Notification of Community-Based Epidemics (ESSENCE-FL) includes chief complaint data from 211 of 212 Florida EDs. Data are transmitted electronically to ESSENCE-FL daily or hourly.

# Coronavirus: summary for Bay County

Data for May 23, 2020 (verified at 10 AM)

Data in this report are provisional and subject to change.

Confirmed cases

Total cases

94

Florida residents

92

Non-Florida residents

2

Gender for Florida residents

Men

52

Women

40

Unknown

0

Age for Florida residents

Range

2 - 93

Median age

48

Cases confirmed in Florida residents per day

5/9

5/10

5/11

5/12

5/13

5/14

5/15

5/16

5/17

5/18

5/19

5/20

5/21

5/22

1

3

3

1

1

6

2

Race, ethnicity

Cases

Hospitalizations

Deaths

White

73

79%

8

67%

3

100%

Hispanic

21

23%

1

8%

0

0%

Non-Hispanic

50

54%

7

58%

3

100%

Unknown ethnicity

2

2%

0

0%

0

0%

Black

10

11%

3

25%

0

0%

Hispanic

0

0%

0

0%

0

0%

Non-Hispanic

10

11%

3

25%

0

0%

Unknown ethnicity

0

0%

0

0%

0

0%

Other

5

5%

1

8%

0

0%

Hispanic

3

3%

0

0%

0

0%

Non-Hispanic

1

1%

1

8%

0

0%

Unknown ethnicity

1

1%

0

0%

0

0%

Unknown race

4

4%

0

0%

0

0%

Hispanic

0

0%

0

0%

0

0%

Non-Hispanic

0

0%

0

0%

0

0%

Unknown ethnicity

4

4%

0

0%

0

0%

Total

92

12

3

Outcomes for Florida residents

Bay

Hospitalizations

12

(13% of all cases)

Deaths

3

(3% of all cases)

Statewide

Hospitalizations

9,310

(19% of all cases)

Deaths

2,233

(5% of all cases)

Cases in facility staff/residents

Bay

Long-term care

7

(8% of all cases)

Correctional

3

(3% of all cases)

Statewide

Long-term care

8,168

(17% of all cases)

Correctional

2,275

(5% of all cases)

Hospitalization counts include anyone who was hospitalized at some point during their illness. It does not reflect the number of people currently hospitalized.

Other race includes any person with a race of American Indian/Alaskan native, Asian, native Hawaiian/Pacific Islander, or other.

## Laboratory testing for Florida residents and non-Florida residents over the past 2 weeks

### Number and percent of positive labs

These counts include the number of people for whom the department received laboratory results by day. This percent is the number of people who test positive for the first time divided by all the people tested that day, excluding people who have previously tested positive.

Date	Number of negatives	Percent positive	Number of positives
5/9	38	0.0%	0
5/10	42	0.0%	0
5/11	40	2.4%	1
5/12	8	0.0%	0
5/13	23	0.0%	0
5/14	24	11.1%	3
5/15	19	13.6%	3
5/16	67	0.0%	0
5/17	39	2.5%	1
5/18	190	0.5%	1
5/19	551	0.0%	0
5/20	88	0.0%	0
5/21	369	1.6%	6
5/22	234	0.8%	2

## Emergency department (ED) chief complaint and admission data for Bay County

### Daily percent of ED visits mentioning cough, fever, or shortness of breath

Date	Cough (%)	Fever (%)	Shortness of breath (%)
2/24	4.0	6.0	5.0
3/2	6.0	10.0	6.0
3/9	6.0	8.0	6.0
3/16	10.0	10.0	10.0
3/23	12.0	14.0	12.0
3/30	10.0	10.0	10.0
4/6	4.0	4.0	14.0
4/13	4.0	4.0	14.0
4/20	4.0	4.0	8.0
4/27	4.0	4.0	8.0
5/4	4.0	4.0	8.0
5/11	4.0	4.0	8.0
5/18	4.0	4.0	8.0

### Daily percent of ED visits resulting in cough-associated admissions

Date	Cough-associated admissions (%)
2/24	0.0
3/2	2.0
3/9	0.0
3/16	0.5
3/23	1.5
3/30	0.5
4/6	1.5
4/13	1.5
4/20	0.5
4/27	1.5
5/4	1.5
5/11	1.5
5/18	0.5

### Weekly count of ED visits for influenza-like illness

Week start date	Weekly count
4/5	13
4/12	16
4/19	11
4/26	12
5/3	12
5/10	13

### Weekly count of ED visits for COVID-like illness

Week start date	Weekly count
4/5	17
4/12	15
4/19	19
4/26	9
5/3	14
5/10	15

The Electronic Surveillance System for the Early Notification of Community-Based Epidemics (ESSENCE-FL) includes chief complaint data from 211 of 212 Florida EDs. Data are transmitted electronically to ESSENCE-FL daily or hourly.

# Coronavirus: summary for Bradford County

Data for May 23, 2020 (verified at 10 AM)

Data in this report are provisional and subject to change.

Confirmed cases

Total cases

50

Florida residents

50

Non-Florida residents

0

Gender for Florida residents

Men

9

Women

41

Unknown

0

Age for Florida residents

Range

8 - 107

Median age

73

Cases confirmed in Florida residents per day

1

1

5/9

5/10

5/11

5/12

5/13

5/14

5/15

5/16

5/17

5/18

5/19

5/20

5/21

5/22

Date case confirmed

Race, ethnicity	Cases	Hospitalizations	Deaths
White	45 90%	9 82%	2 100%
Hispanic	0 0%	0 0%	0 0%
Non-Hispanic	45 90%	9 82%	2 100%
Unknown ethnicity	0 0%	0 0%	0 0%
Black	4 8%	1 9%	0 0%
Hispanic	0 0%	0 0%	0 0%
Non-Hispanic	4 8%	1 9%	0 0%
Unknown ethnicity	0 0%	0 0%	0 0%
Other	1 2%	1 9%	0 0%
Hispanic	0 0%	0 0%	0 0%
Non-Hispanic	1 2%	1 9%	0 0%
Unknown ethnicity	0 0%	0 0%	0 0%
Unknown race	0 0%	0 0%	0 0%
Hispanic	0 0%	0 0%	0 0%
Non-Hispanic	0 0%	0 0%	0 0%
Unknown ethnicity	0 0%	0 0%	0 0%
Total	50	11	2

Hospitalization

counts include anyone who was hospitalized at some point during their illness. It does not reflect the number of people currently hospitalized.

Other race

includes any person with a race of American Indian/Alaskan native, Asian, native Hawaiian/Pacific Islander, or other.

Outcomes for Florida residents

Bradford

Hospitalizations

11

(22% of all cases)

Deaths

2

(4% of all cases)

Statewide

Hospitalizations

9,310

(19% of all cases)

Deaths

2,233

(5% of all cases)

Cases in facility staff/residents

Bradford

Long-term care

28

(56% of all cases)

Correctional

0

(0% of all cases)

Statewide

Long-term care

8,168

(17% of all cases)

Correctional

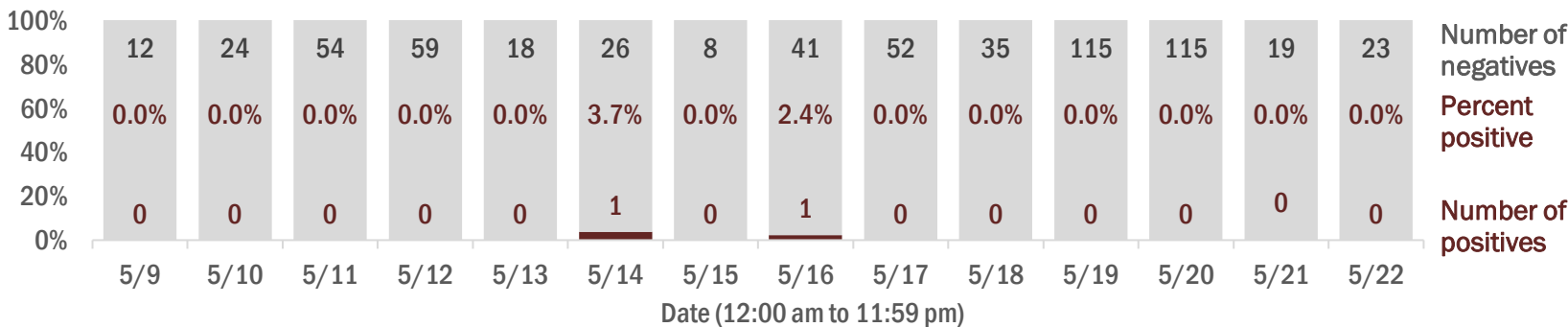
2,275

(5% of all cases)

## Laboratory testing for Florida residents and non-Florida residents over the past 2 weeks

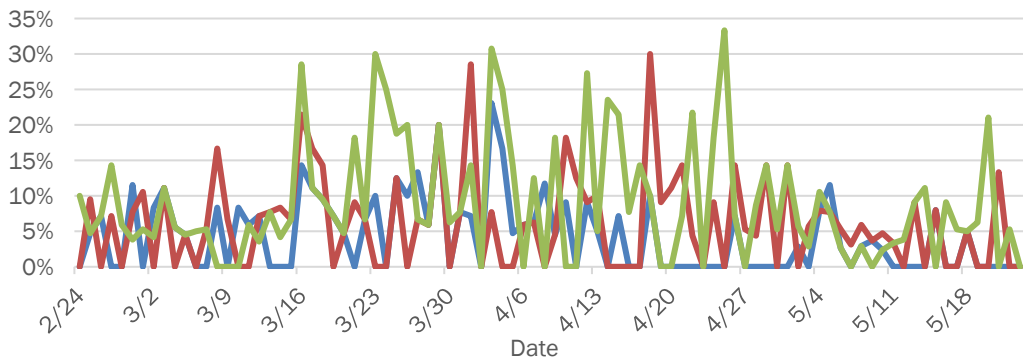
### Number and percent of positive labs

These counts include the number of people for whom the department received laboratory results by day. This percent is the number of people who test positive for the first time divided by all the people tested that day, excluding people who have previously tested positive.

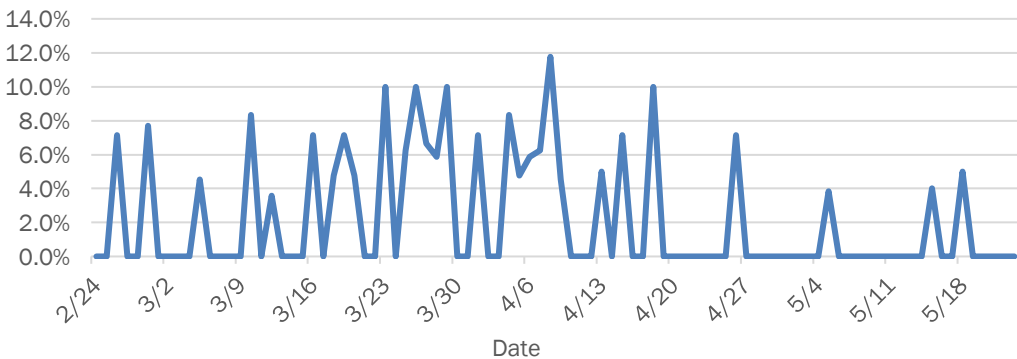


## Emergency department (ED) chief complaint and admission data for Bradford County

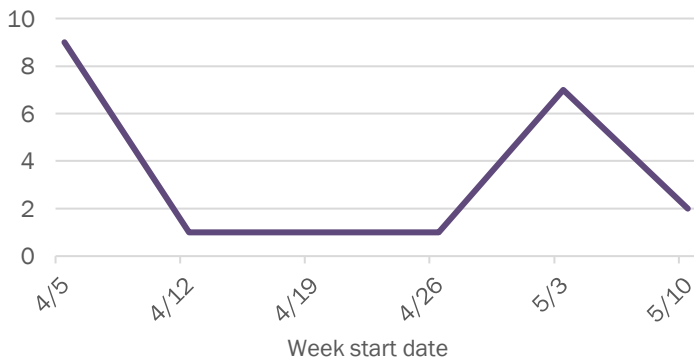
### Daily percent of ED visits mentioning cough, fever, or shortness of breath



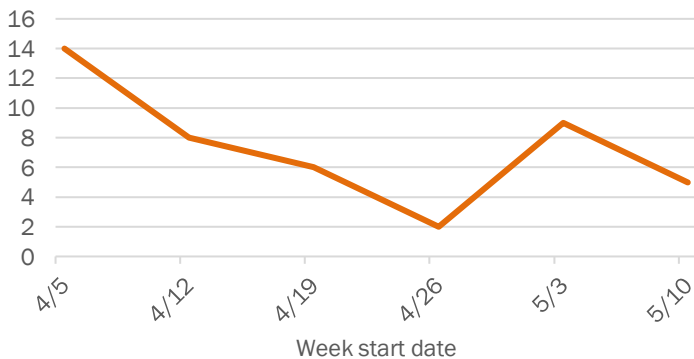
### Daily percent of ED visits resulting in cough-associated admissions



### Weekly count of ED visits for influenza-like illness



### Weekly count of ED visits for COVID-like illness



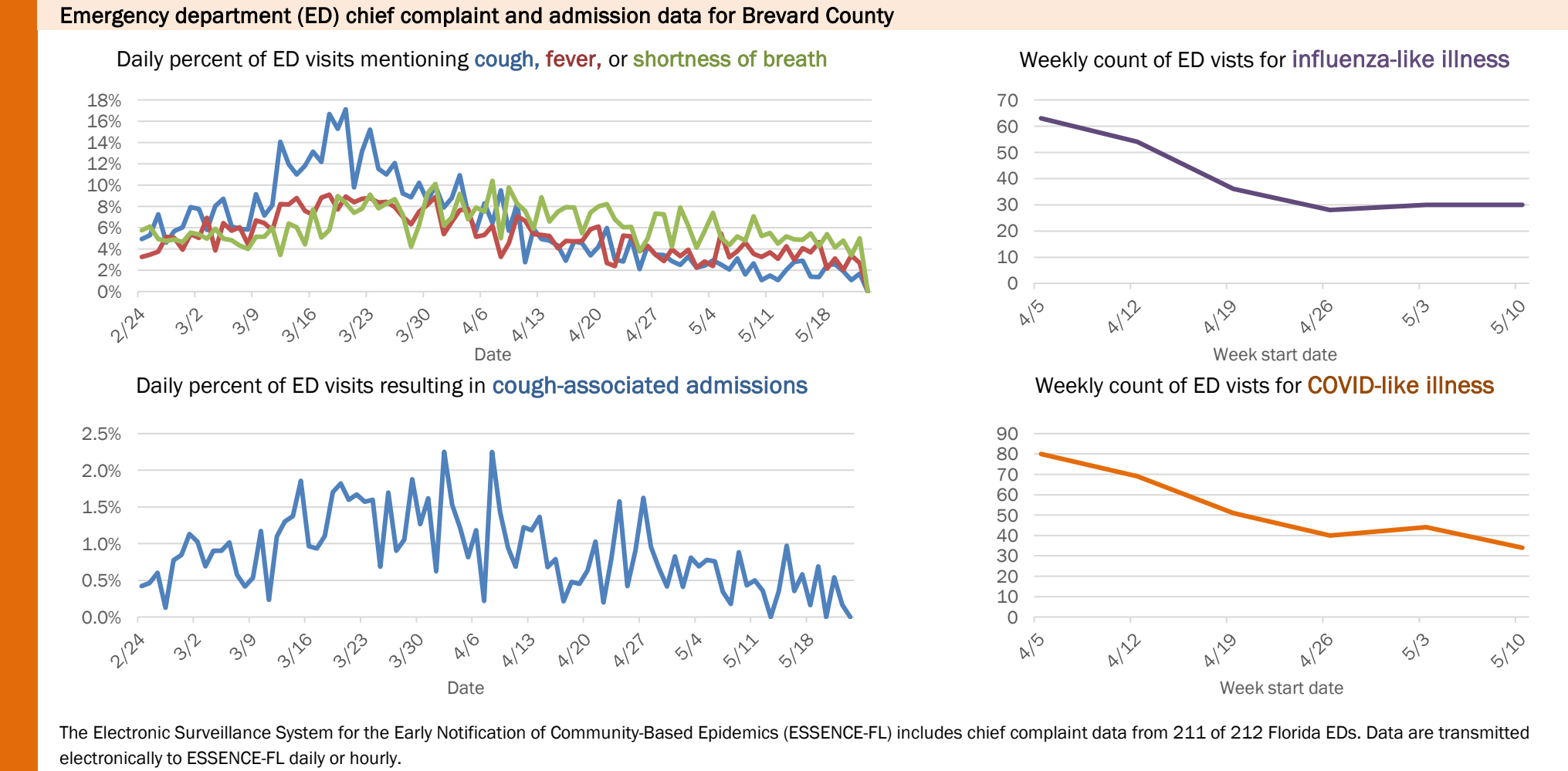
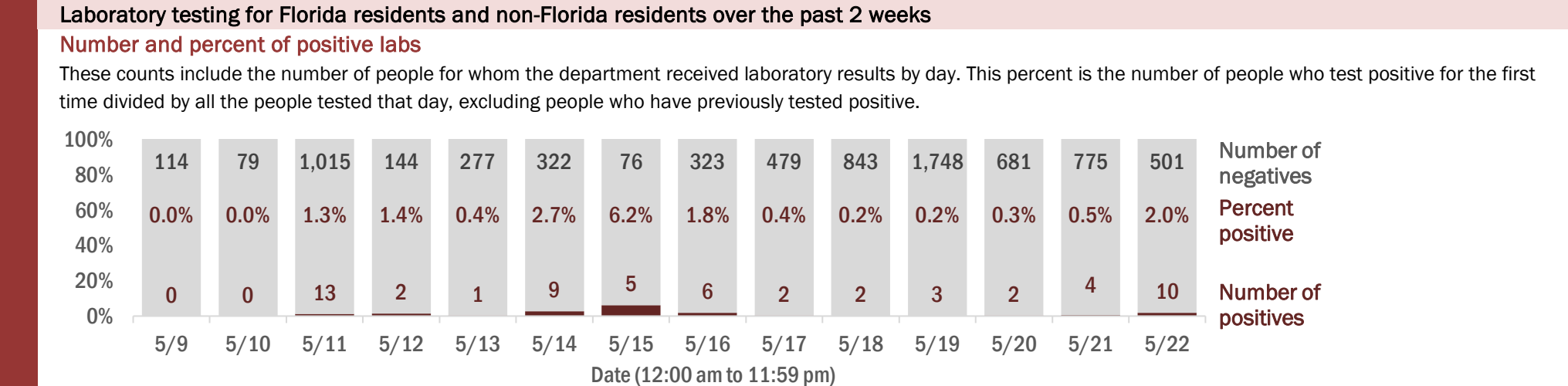
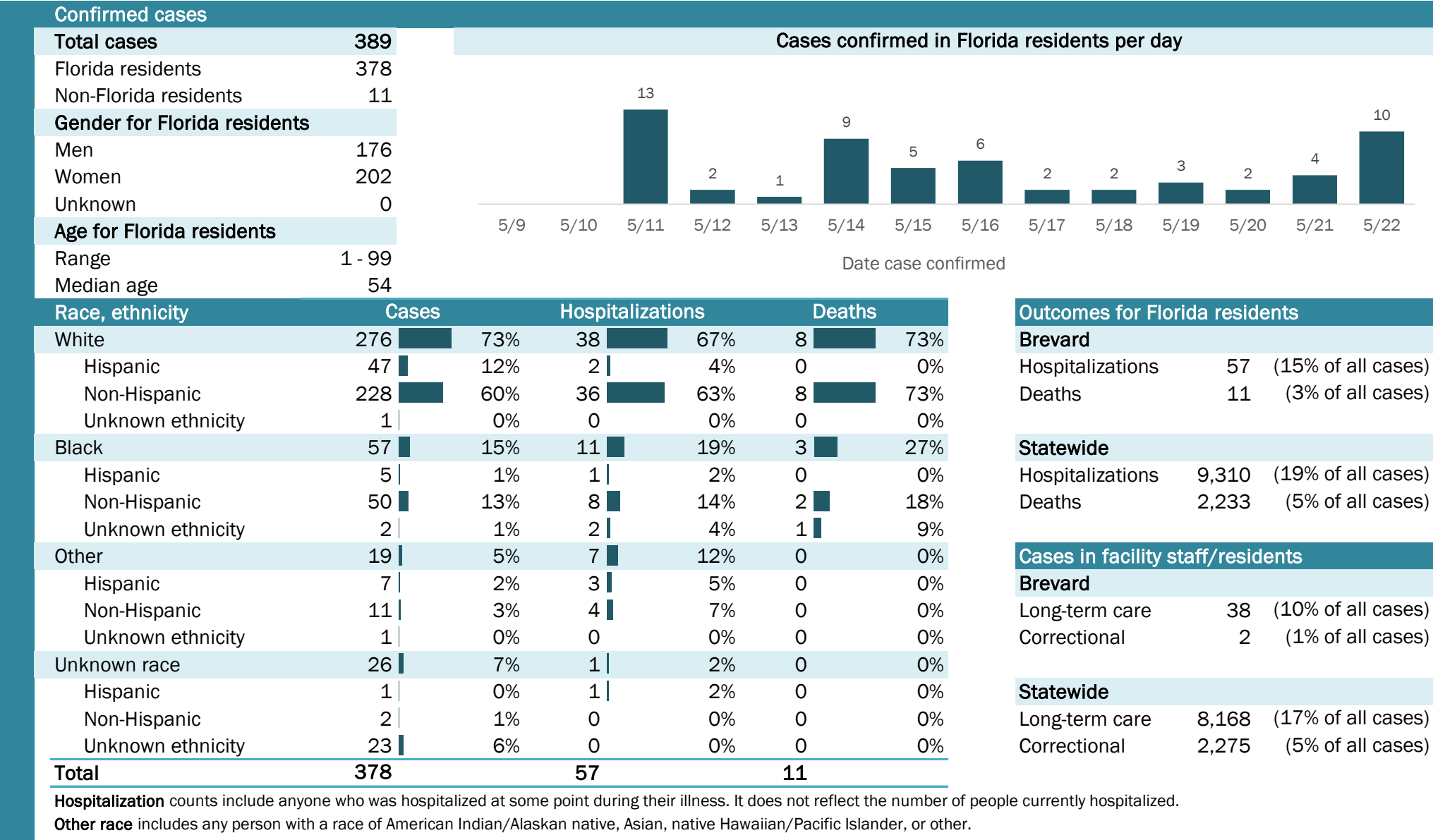
The Electronic Surveillance System for the Early Notification of Community-Based Epidemics (ESSENCE-FL) includes chief complaint data from 211 of 212 Florida EDs. Data are transmitted electronically to ESSENCE-FL daily or hourly.



# Coronavirus: summary for Brevard County

Data for May 23, 2020 (verified at 10 AM)

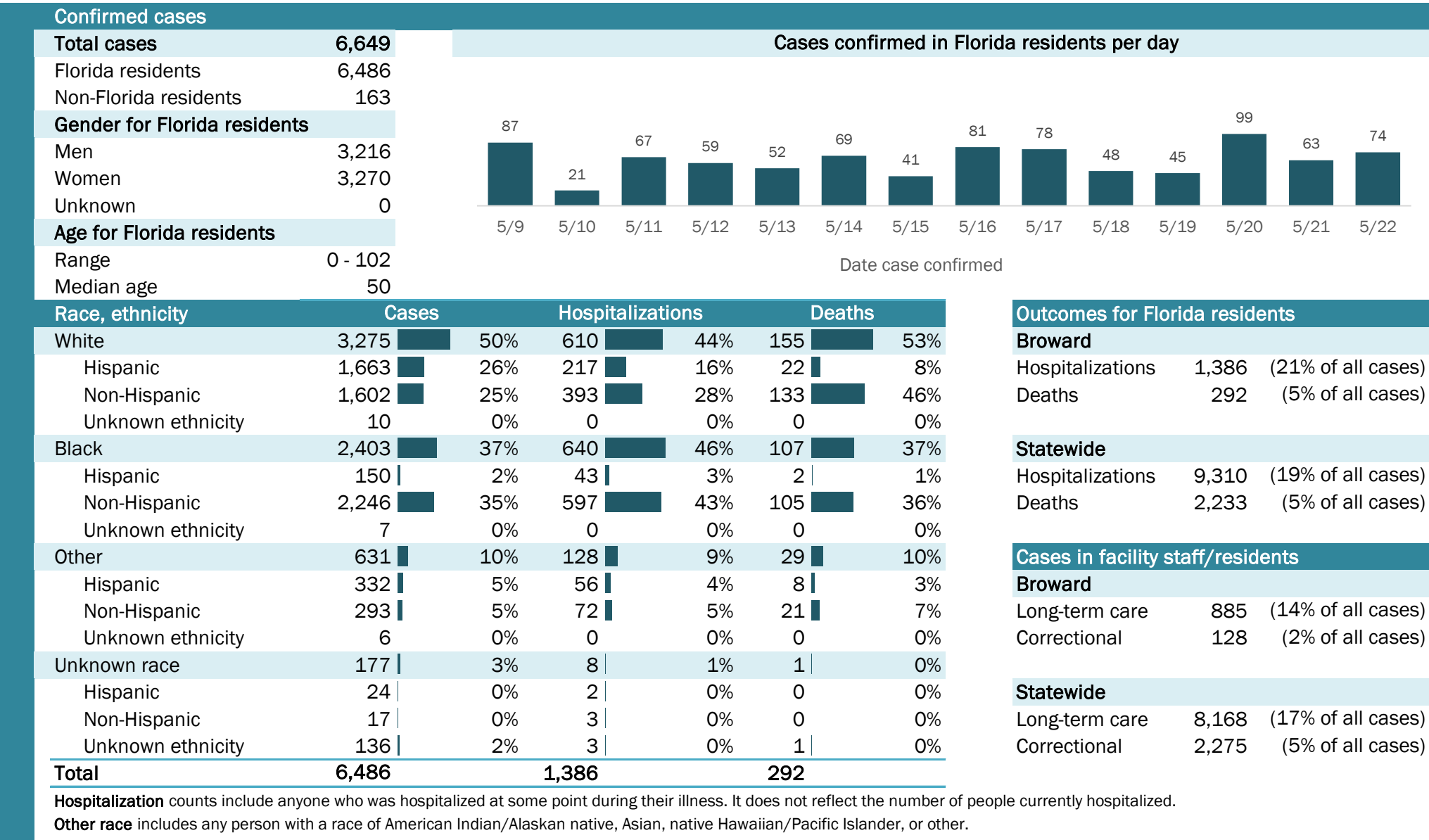
Data in this report are provisional and subject to change.



# Coronavirus: summary for Broward County

Data for May 23, 2020 (verified at 10 AM)

Data in this report are provisional and subject to change.



# Coronavirus: summary for Calhoun County

Data for May 23, 2020 (verified at 10 AM)

Data in this report are provisional and subject to change.

Confirmed cases

Total cases

52

Florida residents

52

Non-Florida residents

0

Gender for Florida residents

Men

11

Women

41

Unknown

0

Age for Florida residents

Range

20 - 99

Median age

81

Cases confirmed in Florida residents per day

4

2

5

1

1

6

6

5/9

5/10

5/11

5/12

5/13

5/14

5/15

5/16

5/17

5/18

5/19

5/20

5/21

5/22

Date case confirmed

Race, ethnicity	Cases	Hospitalizations	Deaths
White	3465%	360%	3100%
Hispanic	00%	00%	00%
Non-Hispanic	3058%	360%	3100%
Unknown ethnicity	48%	00%	00%
Black	917%	240%	00%
Hispanic	00%	00%	00%
Non-Hispanic	917%	240%	00%
Unknown ethnicity	00%	00%	00%
Other	12%	00%	00%
Hispanic	00%	00%	00%
Non-Hispanic	12%	00%	00%
Unknown ethnicity	00%	00%	00%
Unknown race	815%	00%	00%
Hispanic	00%	00%	00%
Non-Hispanic	12%	00%	00%
Unknown ethnicity	713%	00%	00%
Total	52	5	3

Hospitalization

counts include anyone who was hospitalized at some point during their illness. It does not reflect the number of people currently hospitalized.

Other race

includes any person with a race of American Indian/Alaskan native, Asian, native Hawaiian/Pacific Islander, or other.

Outcomes for Florida residents

Calhoun

Hospitalizations

5

(10% of all cases)

Deaths

3

(6% of all cases)

Statewide

Hospitalizations

9,310

(19% of all cases)

Deaths

2,233

(5% of all cases)

Cases in facility staff/residents

Calhoun

Long-term care

45

(87% of all cases)

Correctional

2

(4% of all cases)

Statewide

Long-term care

8,168

(17% of all cases)

Correctional

2,275

(5% of all cases)

## Laboratory testing for Florida residents and non-Florida residents over the past 2 weeks

### Number and percent of positive labs

These counts include the number of people for whom the department received laboratory results by day. This percent is the number of people who test positive for the first time divided by all the people tested that day, excluding people who have previously tested positive.

20

59

44

6

3

1

2

10

7

33

61

25

26

48

0.0%

0.0%

0.0%

40.0%

40.0%

100%

0.0%

9.1%

0.0%

2.9%

0.0%

0.0%

18.8%

11.1%

0

0

0

6

6

5

0

1

0

1

0

0

6

6

5/9

5/10

5/11

5/12

5/13

5/14

5/15

5/16

5/17

5/18

5/19

5/20

5/21

5/22

Number of negatives

Percent positive

Number of positives

Date (12:00 am to 11:59 pm)

## Emergency department (ED) chief complaint and admission data for Calhoun County

### Daily percent of ED visits mentioning cough, fever, or shortness of breath

35%

30%

25%

20%

15%

10%

5%

0%

2/24

3/2

3/9

3/16

3/23

3/30

4/6

4/13

4/20

4/27

5/4

5/11

5/18

Date

### Daily percent of ED visits resulting in cough-associated admissions

8.0%

7.0%

6.0%

5.0%

4.0%

3.0%

2.0%

1.0%

0.0%

2/24

3/2

3/9

3/16

3/23

3/30

4/6

4/13

4/20

4/27

5/4

5/11

5/18

Date

### Weekly count of ED vists for influenza-like illness

4

3

3

2

2

1

1

0

4/5

4/12

4/19

4/26

5/3

5/10

Week start date

### Weekly count of ED vists for COVID-like illness

5

4

4

4

1

1

4/5

4/12

4/19

4/26

5/3

5/10

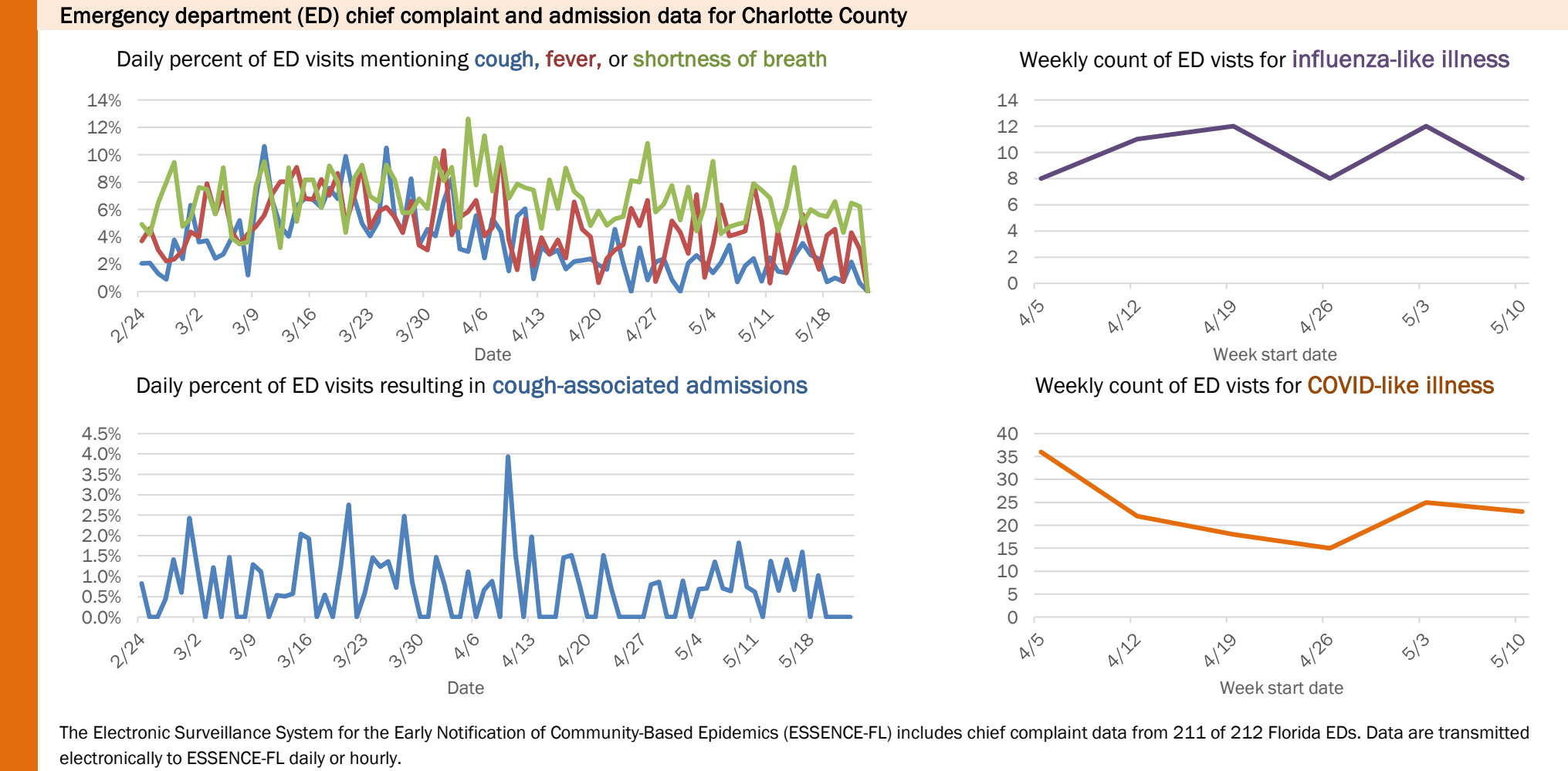
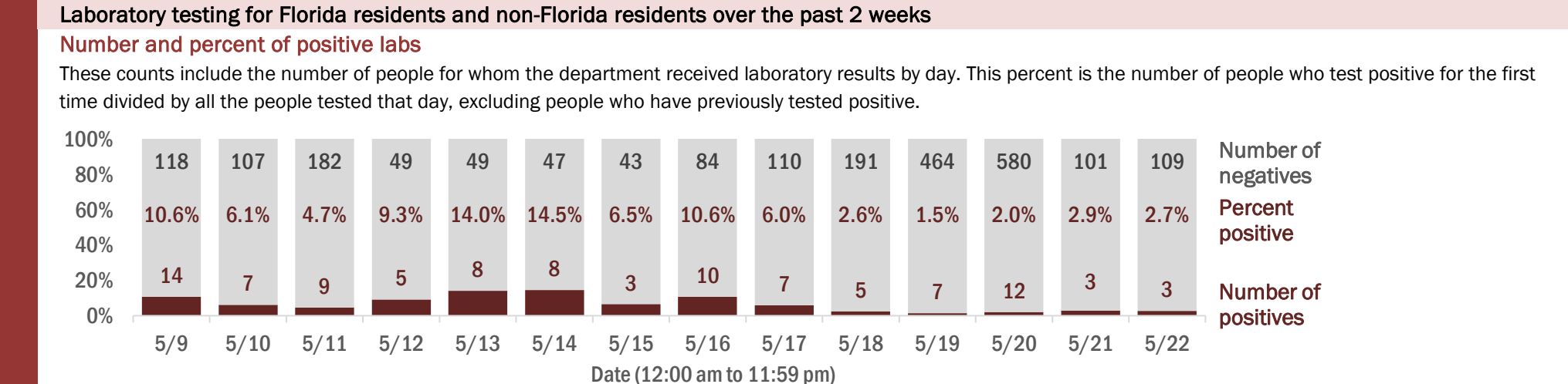
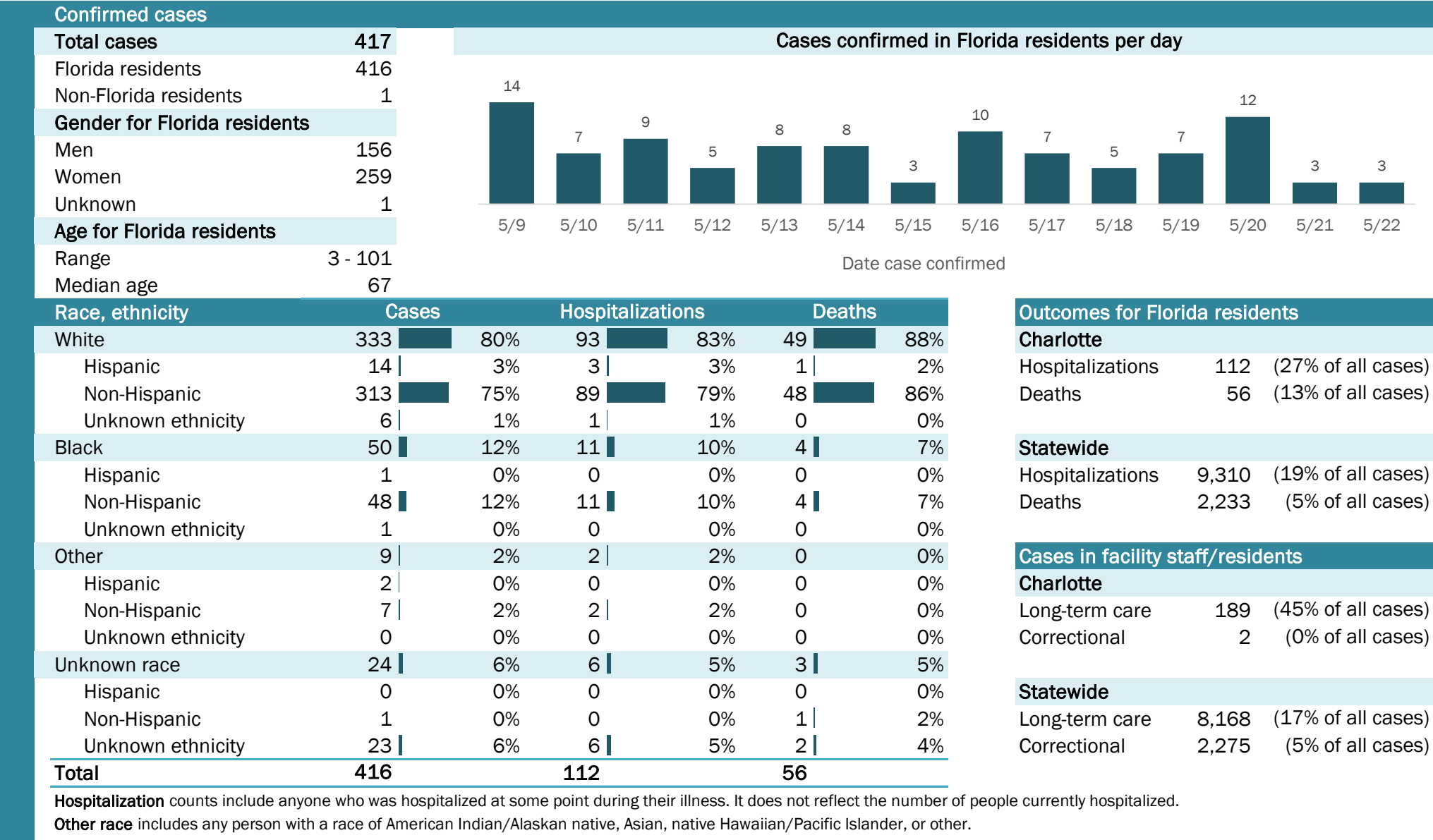
Week start date

The Electronic Surveillance System for the Early Notification of Community-Based Epidemics (ESSENCE-FL) includes chief complaint data from 211 of 212 Florida EDs. Data are transmitted electronically to ESSENCE-FL daily or hourly.

# Coronavirus: summary for Charlotte County

Data for May 23, 2020 (verified at 10 AM)

Data in this report are provisional and subject to change.





# Coronavirus: summary for Citrus County

Data for May 23, 2020 (verified at 10 AM)

Data in this report are provisional and subject to change.

Confirmed cases

Total cases

119

Florida residents

119

Non-Florida residents

0

Gender for Florida residents

Men

62

Women

57

Unknown

0

Age for Florida residents

Range

0 - 97

Median age

60

Cases confirmed in Florida residents per day

2

1

1

1

1

2

1

2

3

5/9

5/10

5/11

5/12

5/13

5/14

5/15

5/16

5/17

5/18

5/19

5/20

5/21

5/22

Date case confirmed

Race, ethnicity	Cases	Hospitalizations	Deaths
White	8370%2991%12100%		
Hispanic	76%13%		
Non-Hispanic	7462%2888%12100%		
Unknown ethnicity	22%00%00%		
Black	22%00%00%		
Hispanic	00%00%00%		
Non-Hispanic	22%00%00%		
Unknown ethnicity	00%00%00%		
Other	108%00%00%		
Hispanic	43%00%00%		
Non-Hispanic	65%00%00%		
Unknown ethnicity	00%00%00%		
Unknown race	2420%39%00%		
Hispanic	33%00%00%		
Non-Hispanic	00%00%00%		
Unknown ethnicity	2118%39%00%		
Total	1193212		

Hospitalization

counts include anyone who was hospitalized at some point during their illness. It does not reflect the number of people currently hospitalized.

Other race

includes any person with a race of American Indian/Alaskan native, Asian, native Hawaiian/Pacific Islander, or other.

Outcomes for Florida residents

Citrus

Hospitalizations

32

(27% of all cases)

Deaths

12

(10% of all cases)

Statewide

Hospitalizations

9,310

(19% of all cases)

Deaths

2,233

(5% of all cases)

Cases in facility staff/residents

Citrus

Long-term care

7

(6% of all cases)

Correctional

3

(3% of all cases)

Statewide

Long-term care

8,168

(17% of all cases)

Correctional

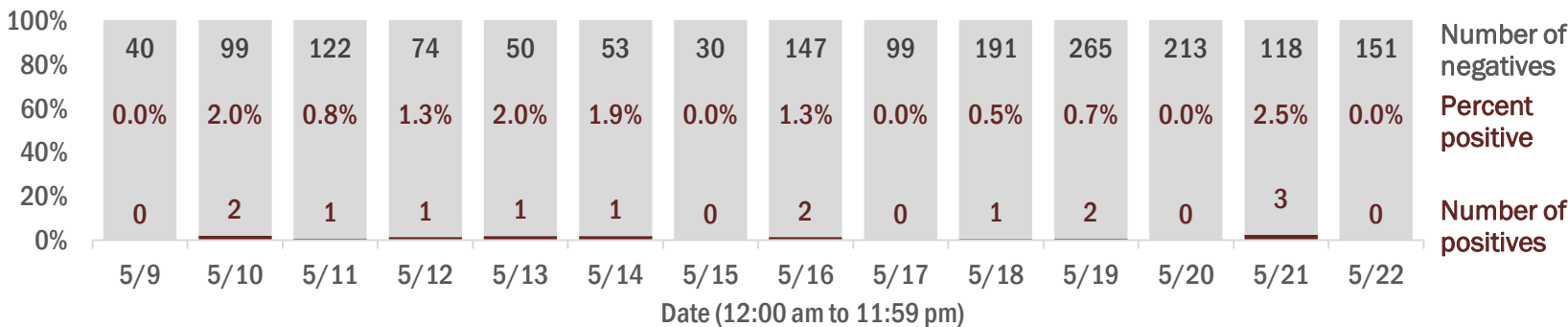
2,275

(5% of all cases)

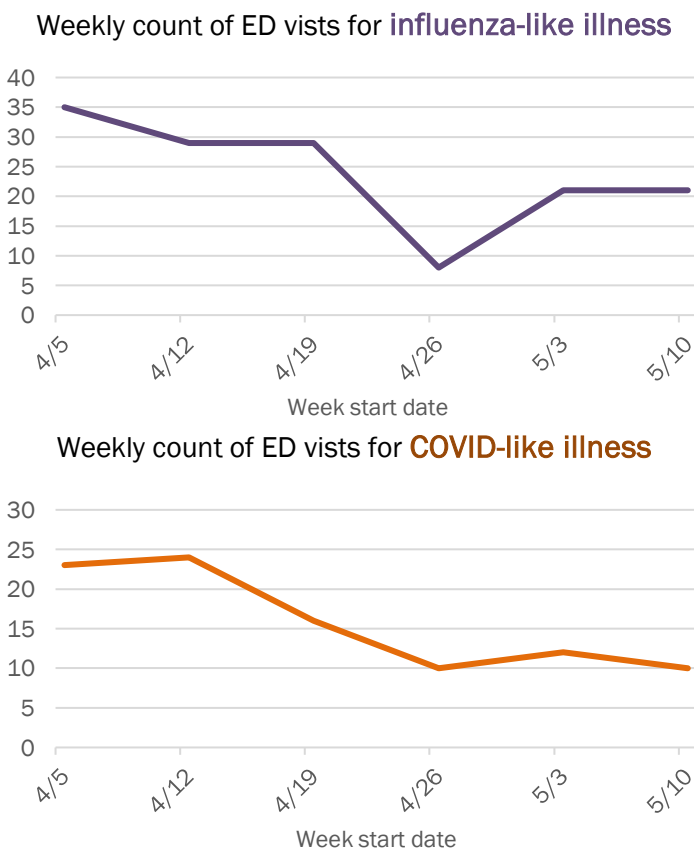
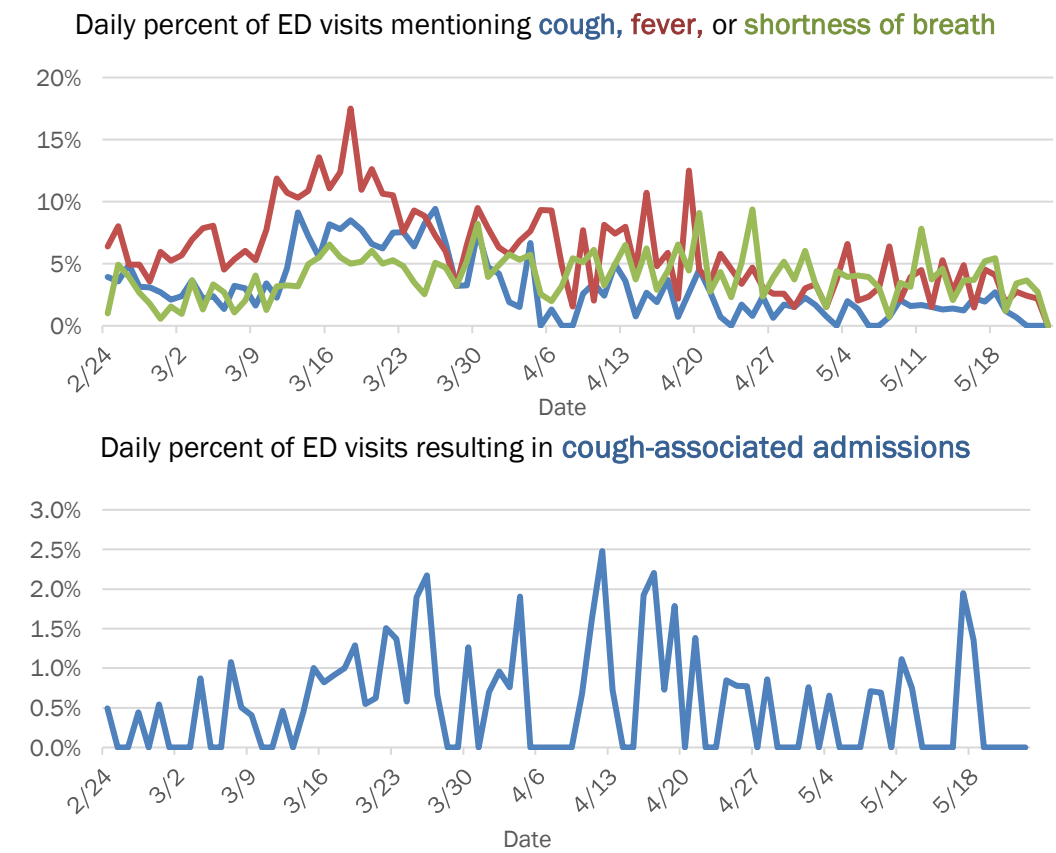
## Laboratory testing for Florida residents and non-Florida residents over the past 2 weeks

### Number and percent of positive labs

These counts include the number of people for whom the department received laboratory results by day. This percent is the number of people who test positive for the first time divided by all the people tested that day, excluding people who have previously tested positive.



## Emergency department (ED) chief complaint and admission data for Citrus County



The Electronic Surveillance System for the Early Notification of Community-Based Epidemics (ESSENCE-FL) includes chief complaint data from 211 of 212 Florida EDs. Data are transmitted electronically to ESSENCE-FL daily or hourly.

# Coronavirus: summary for Clay County

Data for May 23, 2020 (verified at 10 AM)

Data in this report are provisional and subject to change.

Confirmed cases

Total cases

354

Florida residents

352

Non-Florida residents

2

Gender for Florida residents

Men

142

Women

210

Unknown

0

Age for Florida residents

Range

6 - 95

Median age

59

Cases confirmed in Florida residents per day

2

3

5

5

3

3

13

15

5/9

5/10

5/11

5/12

5/13

5/14

5/15

5/16

5/17

5/18

5/19

5/20

5/21

5/22

Date case confirmed

Race, ethnicity	Cases	Hospitalizations	Deaths
White	218	57	18
Hispanic	15	6	2
Non-Hispanic	196	50	15
Unknown ethnicity	7	1	1
Black	71	22	6
Hispanic	3	1	0
Non-Hispanic	62	21	6
Unknown ethnicity	6	0	0
Other	19	5	2
Hispanic	4	1	0
Non-Hispanic	15	4	2
Unknown ethnicity	0	0	0
Unknown race	44	3	1
Hispanic	0	0	0
Non-Hispanic	2	0	0
Unknown ethnicity	42	3	1
Total	352	87	27

Hospitalization

counts include anyone who was hospitalized at some point during their illness. It does not reflect the number of people currently hospitalized.

Other race

includes any person with a race of American Indian/Alaskan native, Asian, native Hawaiian/Pacific Islander, or other.

Outcomes for Florida residents

Clay

Hospitalizations

87

(25% of all cases)

Deaths

27

(8% of all cases)

Statewide

Hospitalizations

9,310

(19% of all cases)

Deaths

2,233

(5% of all cases)

Cases in facility staff/residents

Clay

Long-term care

185

(53% of all cases)

Correctional

1

(0% of all cases)

Statewide

Long-term care

8,168

(17% of all cases)

Correctional

2,275

(5% of all cases)

## Laboratory testing for Florida residents and non-Florida residents over the past 2 weeks

### Number and percent of positive labs

These counts include the number of people for whom the department received laboratory results by day. This percent is the number of people who test positive for the first time divided by all the people tested that day, excluding people who have previously tested positive.

107

132

201

80

140

279

67

169

211

472

880

709

151

180

1.8%

0.0%

0.0%

0.0%

0.0%

1.1%

6.9%

2.9%

1.4%

0.6%

1.5%

2.1%

0.0%

0.0%

2

0

0

0

0

3

5

5

3

3

13

15

0

0

Number of negatives

Percent positive

Number of positives

5/9

5/10

5/11

5/12

5/13

5/14

5/15

5/16

5/17

5/18

5/19

5/20

5/21

5/22

Date (12:00 am to 11:59 pm)

## Emergency department (ED) chief complaint and admission data for Clay County

Daily percent of ED visits mentioning cough, fever, or shortness of breath

18%

16%

14%

12%

10%

8%

6%

4%

2%

0%

2/24

3/2

3/9

3/16

3/23

3/30

4/6

4/13

4/20

4/27

5/4

5/11

5/18

Date

Daily percent of ED visits resulting in cough-associated admissions

12.0%

10.0%

8.0%

6.0%

4.0%

2.0%

0.0%

2/24

3/2

3/9

3/16

3/23

3/30

4/6

4/13

4/20

4/27

5/4

5/11

5/18

Date

Weekly count of ED visits for influenza-like illness

16

14

12

10

8

6

4

2

0

4/5

4/12

4/19

4/26

5/3

5/10

Week start date

Weekly count of ED visits for COVID-like illness

45

40

35

30

25

20

15

10

5

0

4/5

4/12

4/19

4/26

5/3

5/10

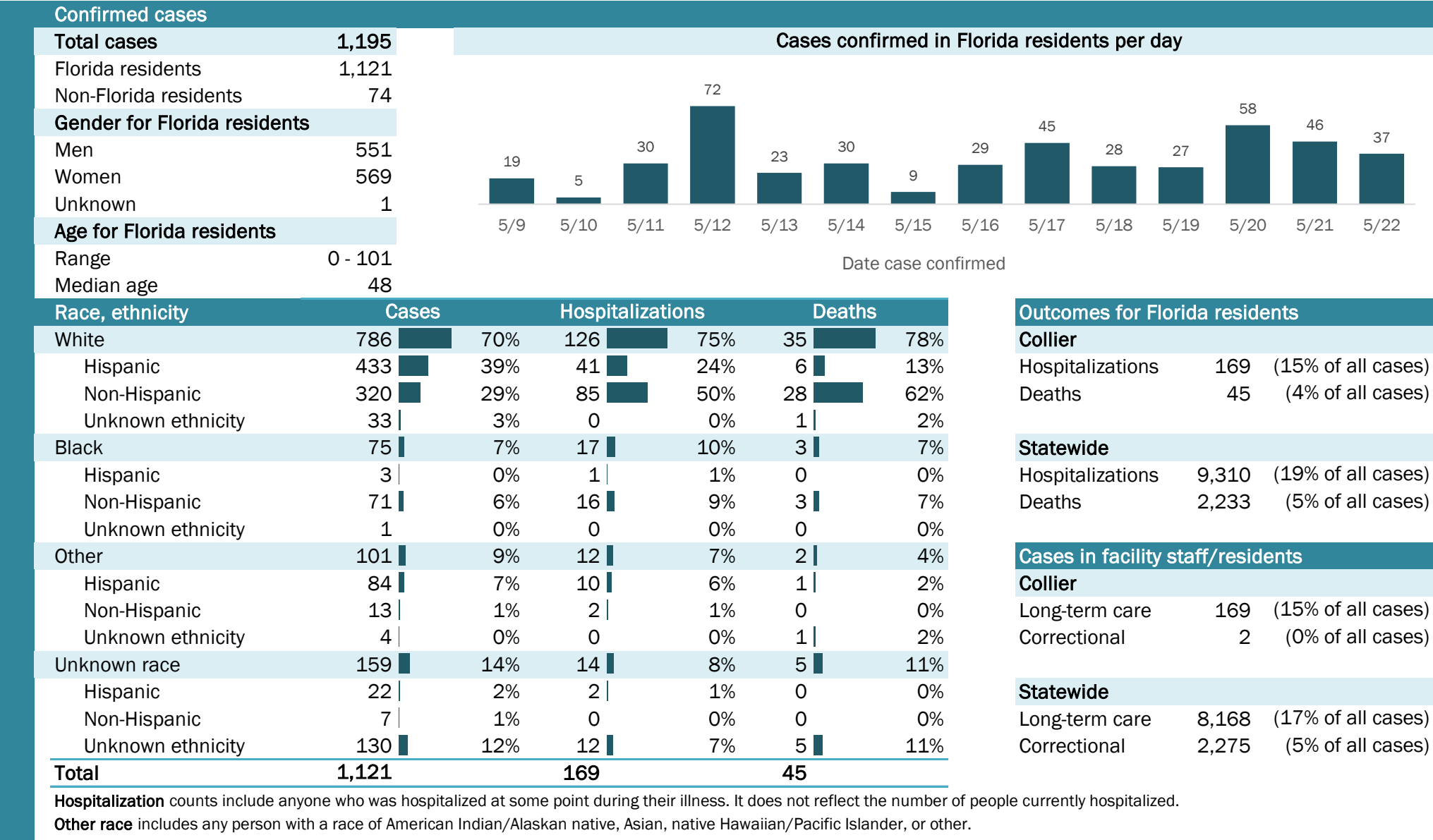
Week start date

The Electronic Surveillance System for the Early Notification of Community-Based Epidemics (ESSENCE-FL) includes chief complaint data from 211 of 212 Florida EDs. Data are transmitted electronically to ESSENCE-FL daily or hourly.

# Coronavirus: summary for Collier County

Data for May 23, 2020 (verified at 10 AM)

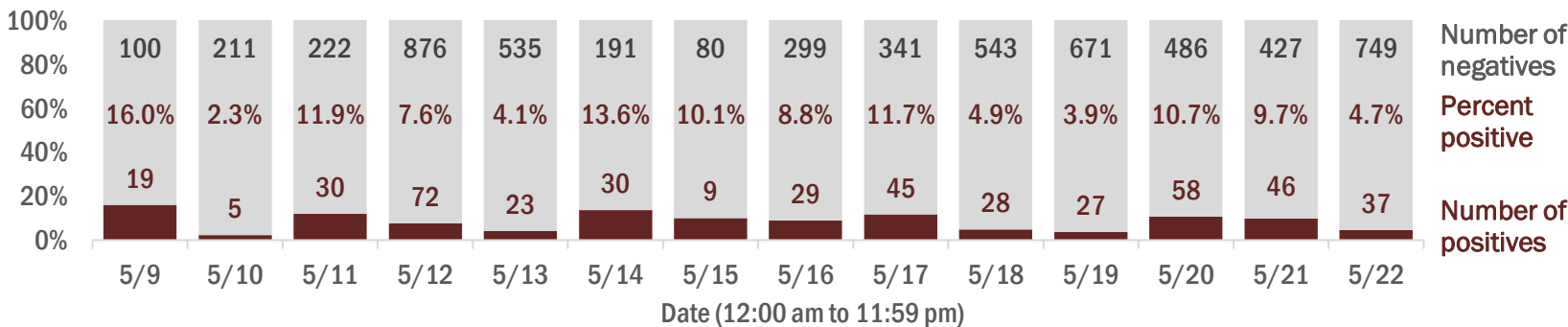
Data in this report are provisional and subject to change.



## Laboratory testing for Florida residents and non-Florida residents over the past 2 weeks

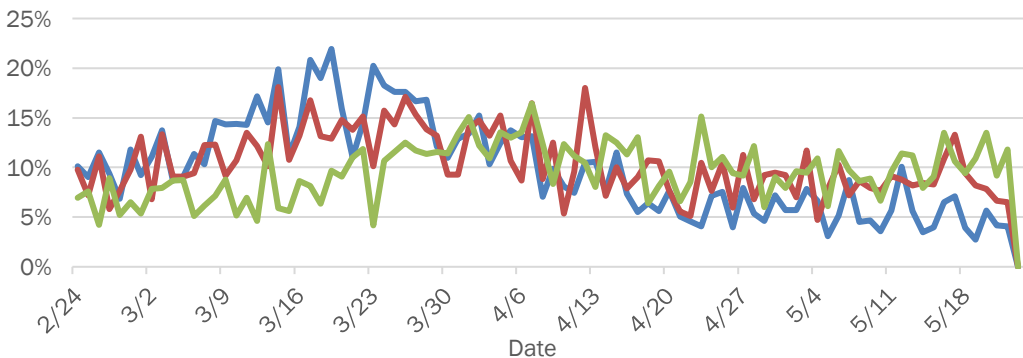
### Number and percent of positive labs

These counts include the number of people for whom the department received laboratory results by day. This percent is the number of people who test positive for the first time divided by all the people tested that day, excluding people who have previously tested positive.

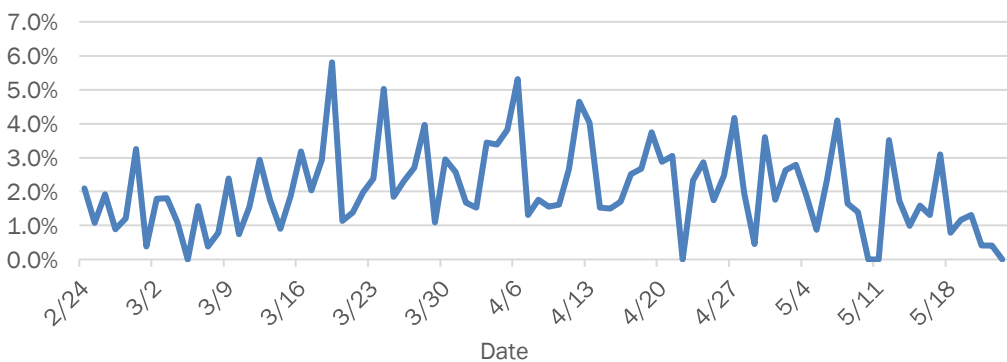


## Emergency department (ED) chief complaint and admission data for Collier County

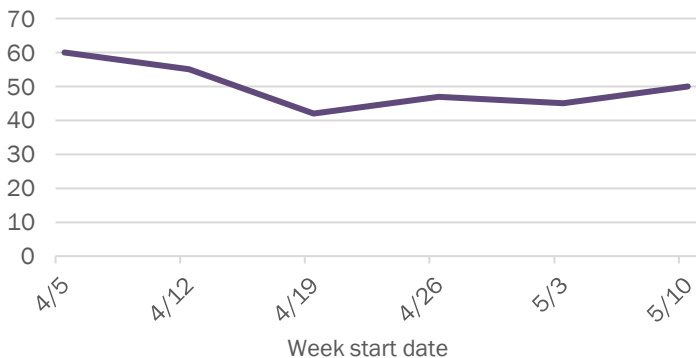
### Daily percent of ED visits mentioning cough, fever, or shortness of breath



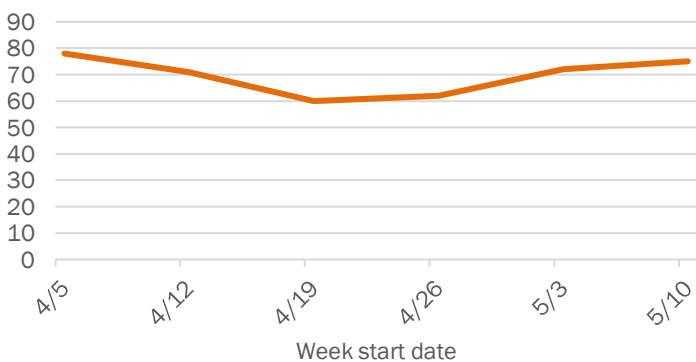
### Daily percent of ED visits resulting in cough-associated admissions



### Weekly count of ED visits for influenza-like illness



### Weekly count of ED visits for COVID-like illness

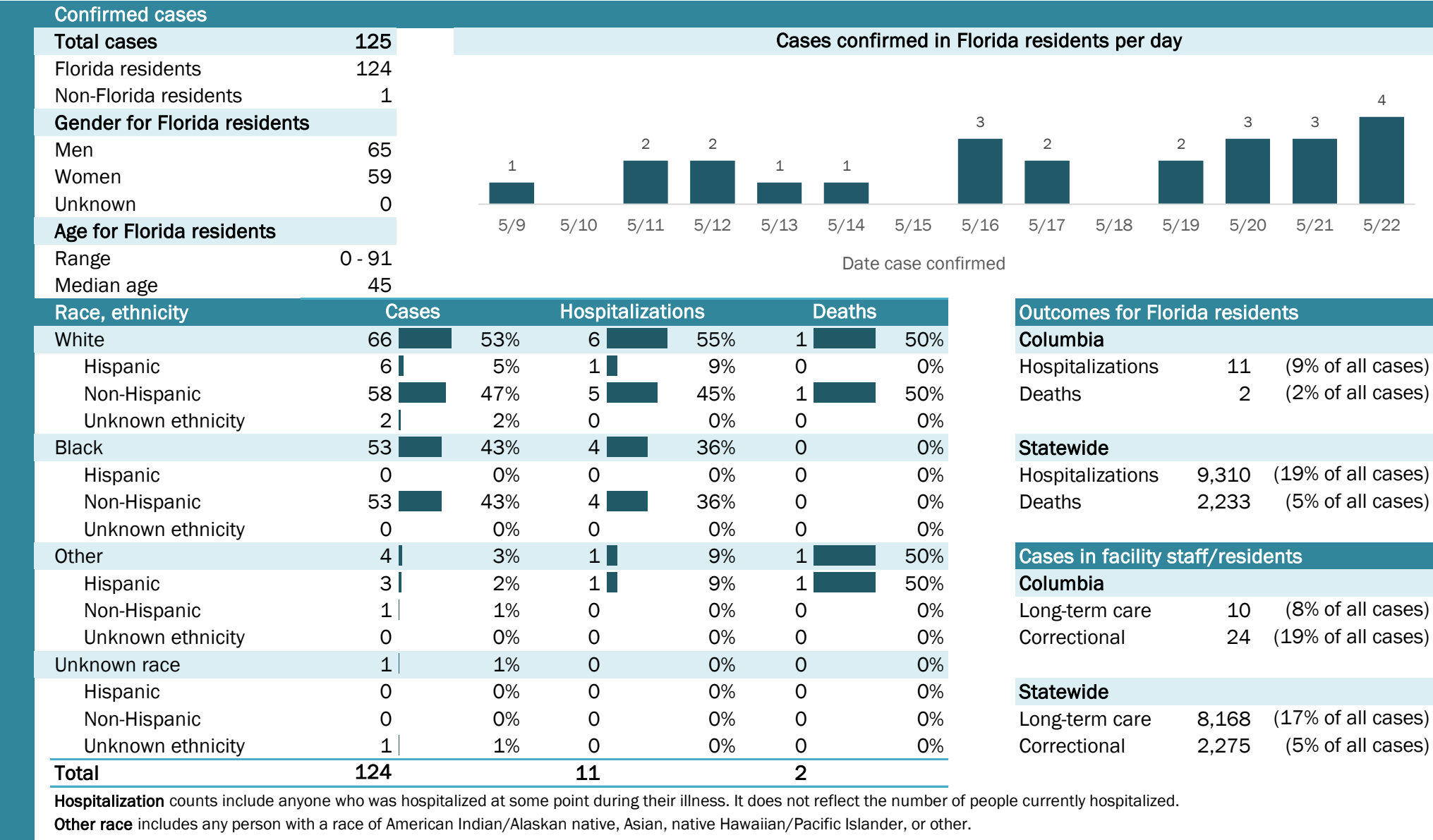


The Electronic Surveillance System for the Early Notification of Community-Based Epidemics (ESSENCE-FL) includes chief complaint data from 211 of 212 Florida EDs. Data are transmitted electronically to ESSENCE-FL daily or hourly.

# Coronavirus: summary for Columbia County

Data for May 23, 2020 (verified at 10 AM)

Data in this report are provisional and subject to change.

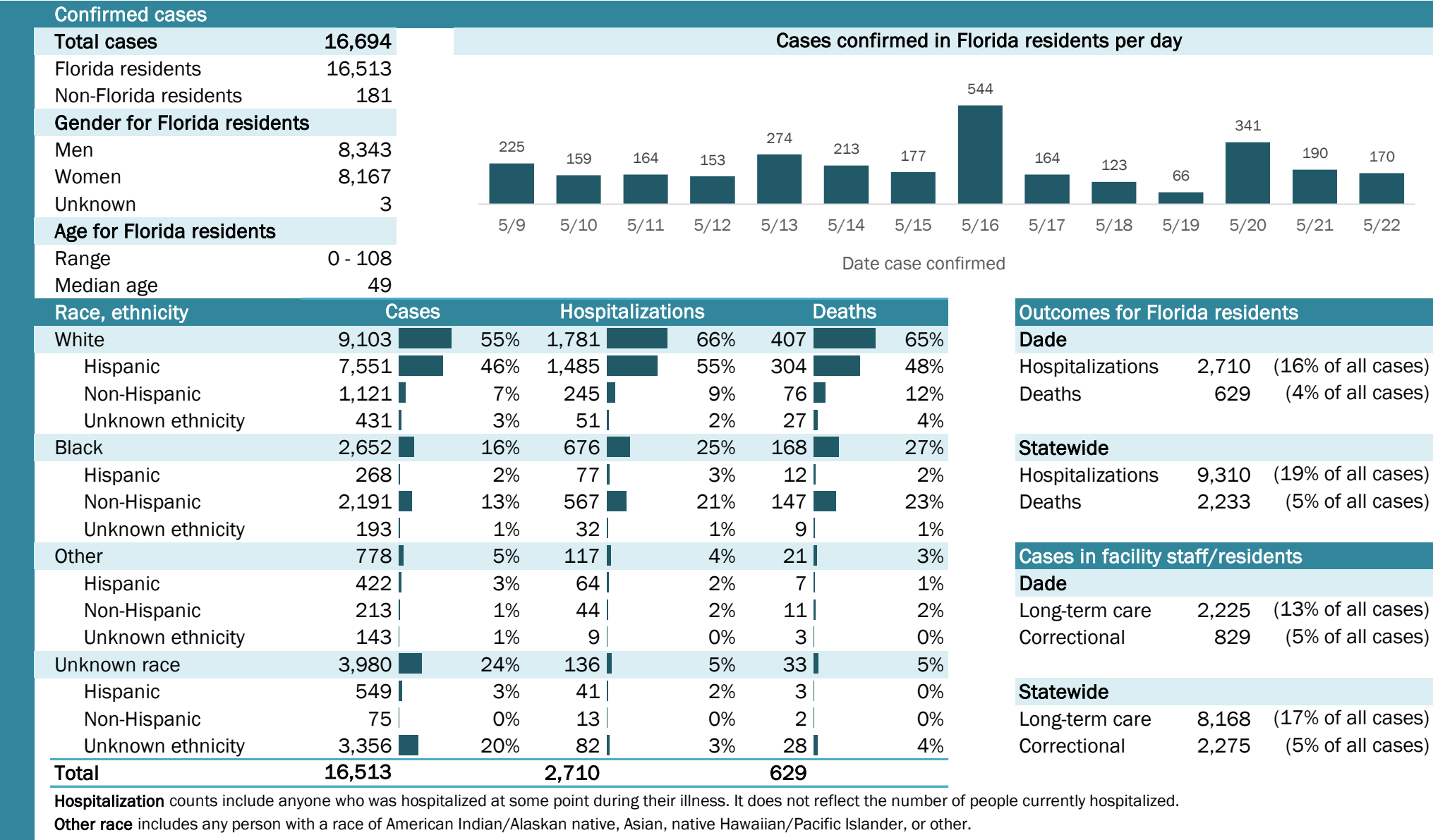




# Coronavirus: summary for Dade County

Data for May 23, 2020 (verified at 10 AM)

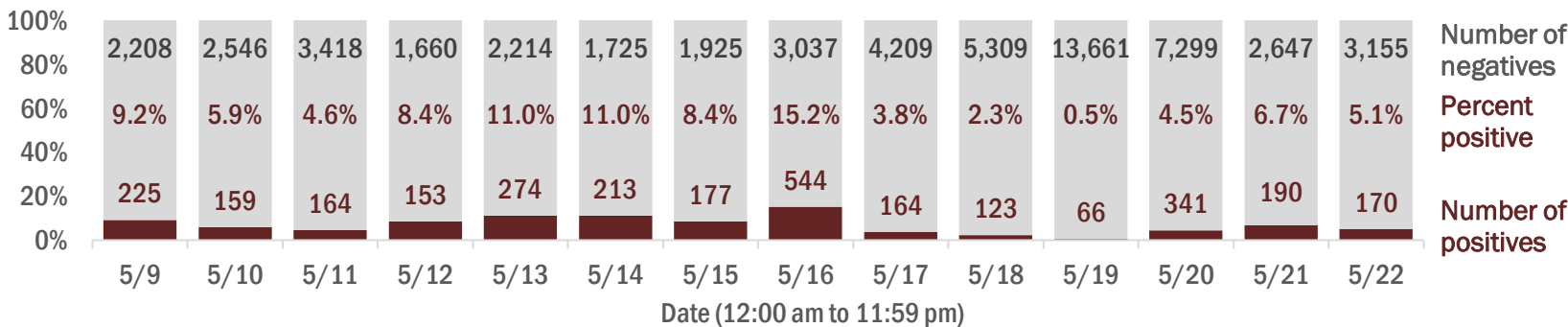
Data in this report are provisional and subject to change.



## Laboratory testing for Florida residents and non-Florida residents over the past 2 weeks

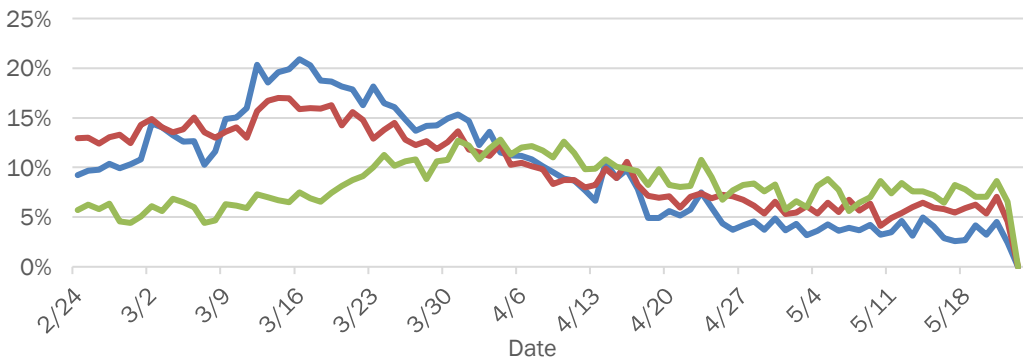
### Number and percent of positive labs

These counts include the number of people for whom the department received laboratory results by day. This percent is the number of people who test positive for the first time divided by all the people tested that day, excluding people who have previously tested positive.

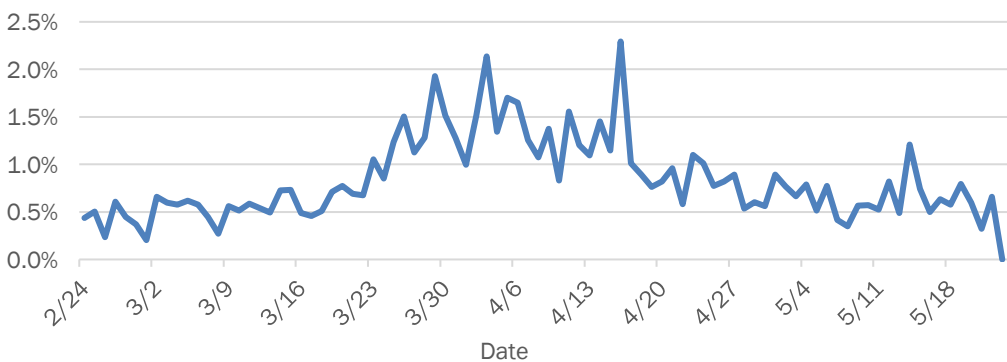


## Emergency department (ED) chief complaint and admission data for Dade County

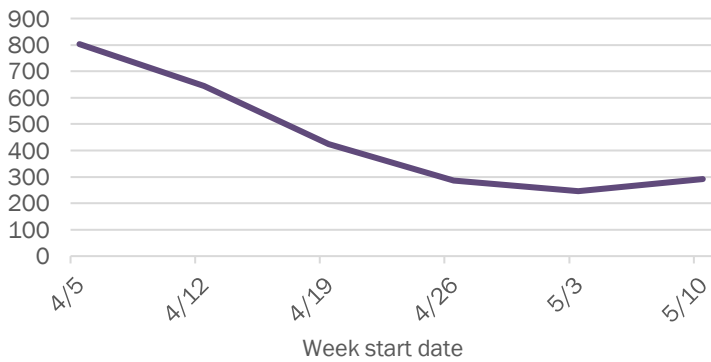
### Daily percent of ED visits mentioning cough, fever, or shortness of breath



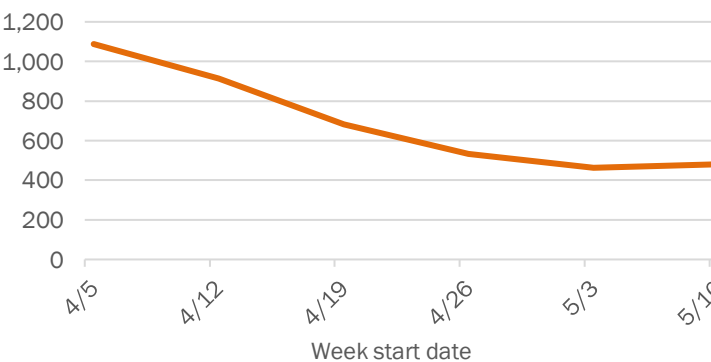
### Daily percent of ED visits resulting in cough-associated admissions



### Weekly count of ED visits for influenza-like illness



### Weekly count of ED visits for COVID-like illness

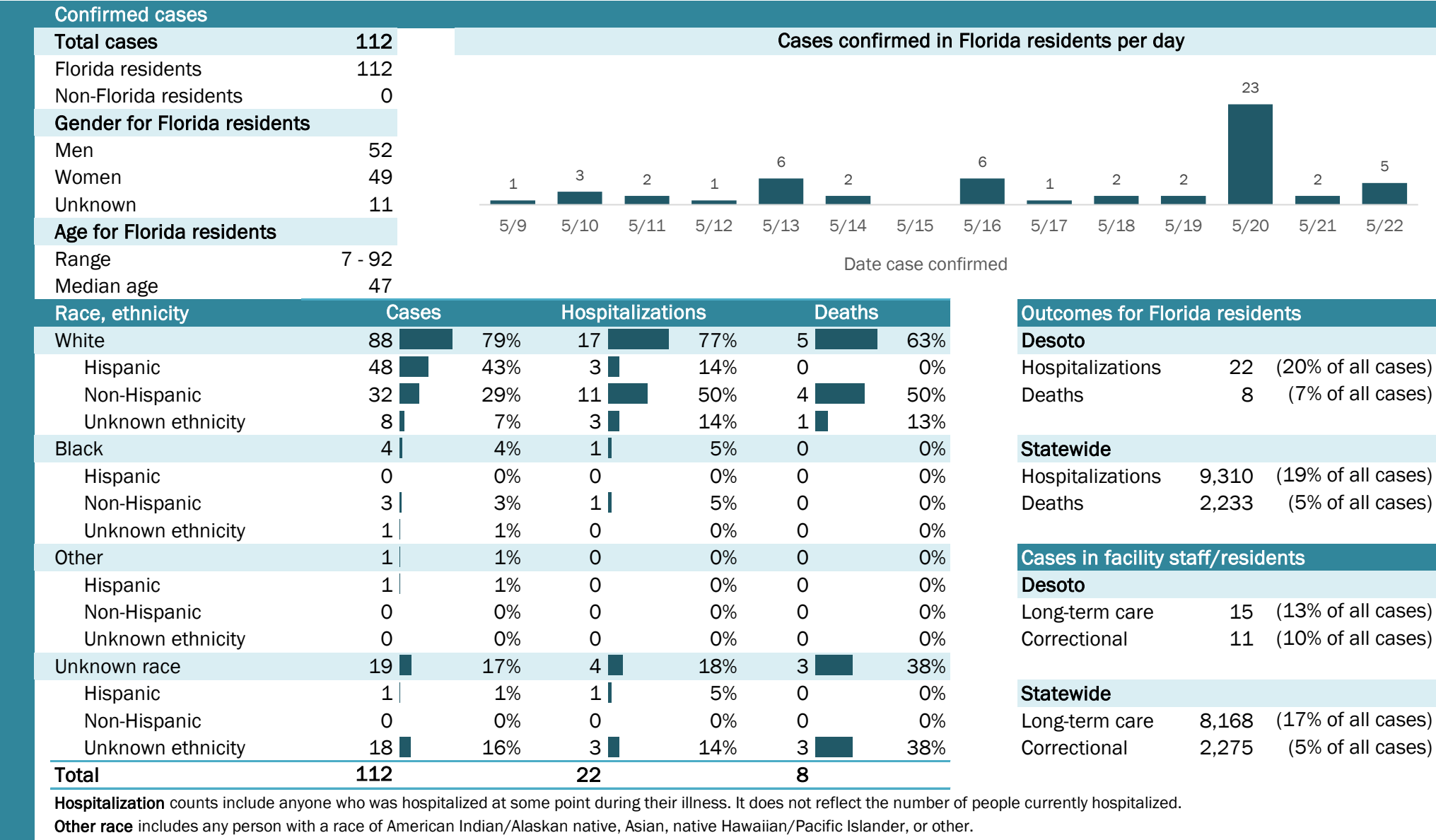


The Electronic Surveillance System for the Early Notification of Community-Based Epidemics (ESSENCE-FL) includes chief complaint data from 211 of 212 Florida EDs. Data are transmitted electronically to ESSENCE-FL daily or hourly.

# Coronavirus: summary for Desoto County

Data for May 23, 2020 (verified at 10 AM)

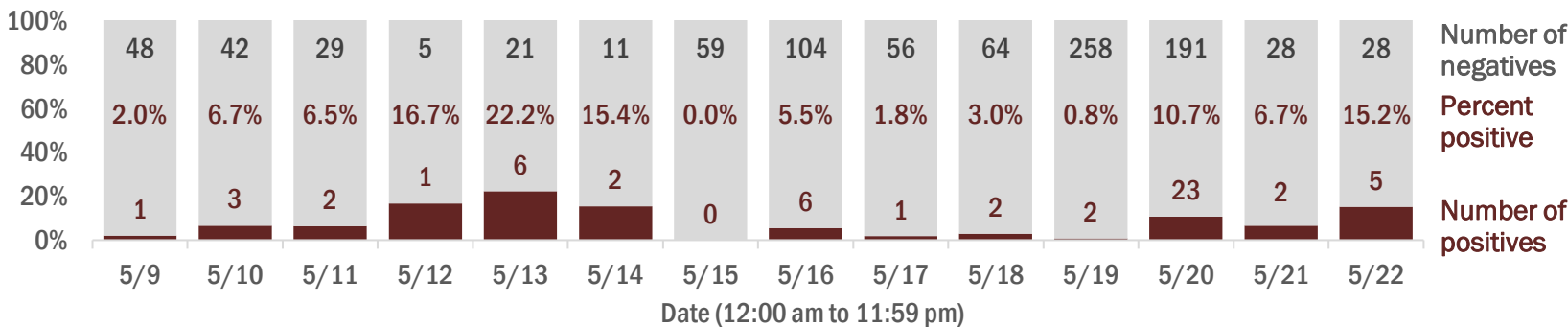
Data in this report are provisional and subject to change.



## Laboratory testing for Florida residents and non-Florida residents over the past 2 weeks

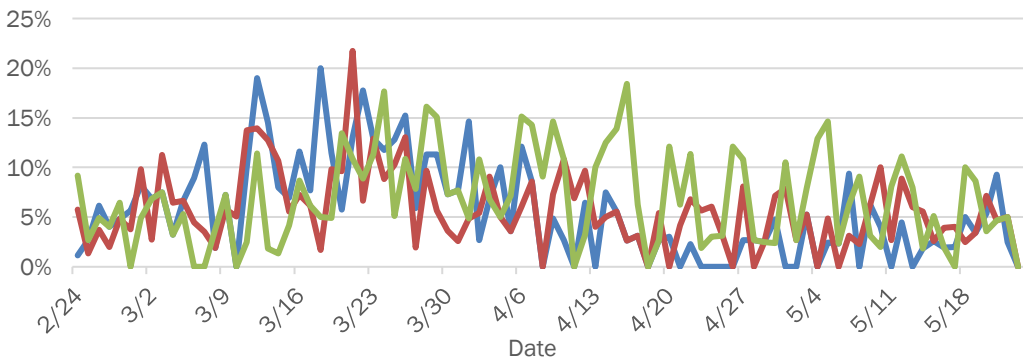
### Number and percent of positive labs

These counts include the number of people for whom the department received laboratory results by day. This percent is the number of people who test positive for the first time divided by all the people tested that day, excluding people who have previously tested positive.

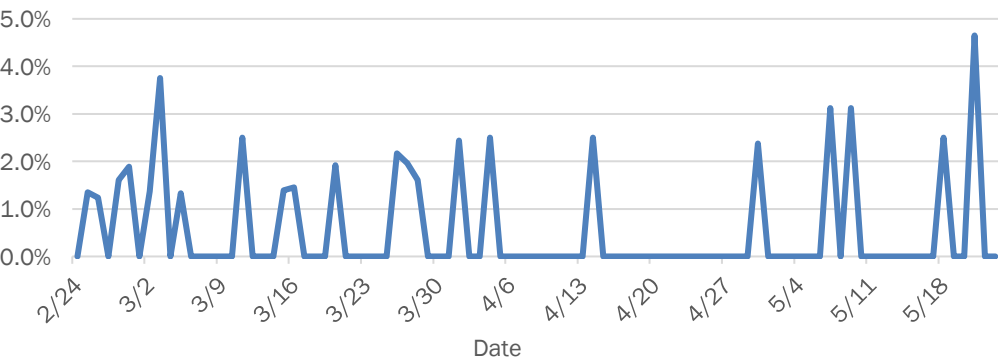


## Emergency department (ED) chief complaint and admission data for Desoto County

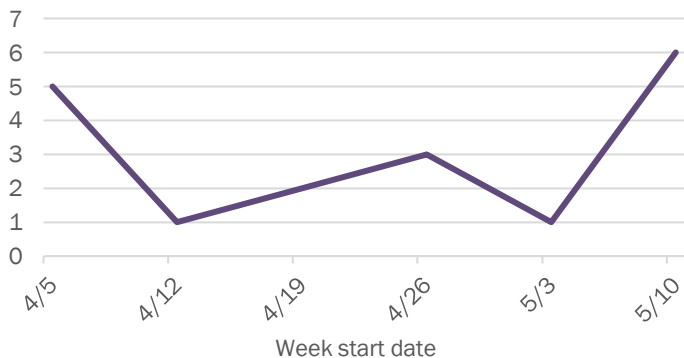
### Daily percent of ED visits mentioning cough, fever, or shortness of breath



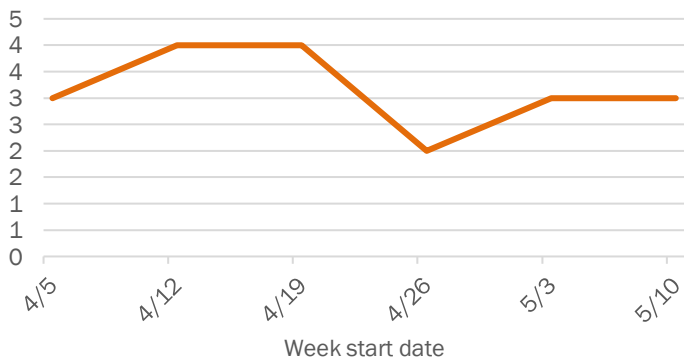
### Daily percent of ED visits resulting in cough-associated admissions



### Weekly count of ED visits for influenza-like illness



### Weekly count of ED visits for COVID-like illness



The Electronic Surveillance System for the Early Notification of Community-Based Epidemics (ESSENCE-FL) includes chief complaint data from 211 of 212 Florida EDs. Data are transmitted electronically to ESSENCE-FL daily or hourly.

# Coronavirus: summary for Dixie County

Data for May 23, 2020 (verified at 10 AM)

Data in this report are provisional and subject to change.

Confirmed cases

Total cases	38
Florida residents	38
Non-Florida residents	0
Gender for Florida residents	
Men	18
Women	19
Unknown	1
Age for Florida residents	
Range	10 - 91
Median age	49

Cases confirmed in Florida residents per day

Date	Cases
5/9	0
5/10	0
5/11	1
5/12	1
5/13	3
5/14	3
5/15	0
5/16	0
5/17	3
5/18	0
5/19	1
5/20	4
5/21	3
5/22	5

Race, ethnicity	Cases	Hospitalizations	Deaths
White	23 (61%)	4 (80%)	1 (100%)
Hispanic	0 (0%)	0 (0%)	0 (0%)
Non-Hispanic	22 (58%)	4 (80%)	1 (100%)
Unknown ethnicity	1 (3%)	0 (0%)	0 (0%)
Black	9 (24%)	1 (20%)	0 (0%)
Hispanic	0 (0%)	0 (0%)	0 (0%)
Non-Hispanic	7 (18%)	1 (20%)	0 (0%)
Unknown ethnicity	2 (5%)	0 (0%)	0 (0%)
Other	0 (0%)	0 (0%)	0 (0%)
Hispanic	0 (0%)	0 (0%)	0 (0%)
Non-Hispanic	0 (0%)	0 (0%)	0 (0%)
Unknown ethnicity	0 (0%)	0 (0%)	0 (0%)
Unknown race	6 (16%)	0 (0%)	0 (0%)
Hispanic	0 (0%)	0 (0%)	0 (0%)
Non-Hispanic	0 (0%)	0 (0%)	0 (0%)
Unknown ethnicity	6 (16%)	0 (0%)	0 (0%)
Total	38	5	1

Outcomes for Florida residents

Dixie

Hospitalizations	5	(13% of all cases)
Deaths	1	(3% of all cases)

Statewide

Hospitalizations	9,310	(19% of all cases)
Deaths	2,233	(5% of all cases)

Cases in facility staff/residents

Dixie

Long-term care	3	(8% of all cases)
Correctional	1	(3% of all cases)

Statewide

Long-term care	8,168	(17% of all cases)
Correctional	2,275	(5% of all cases)

Hospitalization counts include anyone who was hospitalized at some point during their illness. It does not reflect the number of people currently hospitalized.

Other race includes any person with a race of American Indian/Alaskan native, Asian, native Hawaiian/Pacific Islander, or other.

Laboratory testing for Florida residents and non-Florida residents over the past 2 weeks

Number and percent of positive labs

These counts include the number of people for whom the department received laboratory results by day. This percent is the number of people who test positive for the first time divided by all the people tested that day, excluding people who have previously tested positive.

Date	Negatives	Positives	Percent Positive
5/9	8	0	0.0%
5/10	18	0	0.0%
5/11	23	1	4.2%
5/12	5	1	16.7%
5/13	8	3	27.3%
5/14	10	3	23.1%
5/15	24	0	0.0%
5/16	18	0	0.0%
5/17	14	3	17.6%
5/18	25	0	0.0%
5/19	40	1	2.4%
5/20	29	4	12.1%
5/21	112	3	2.6%
5/22	40	5	11.1%

Emergency department (ED) chief complaint and admission data for Dixie County

Daily percent of ED visits mentioning cough, fever, or shortness of breath

Daily percent of ED visits resulting in cough-associated admissions

Weekly count of ED visits for influenza-like illness

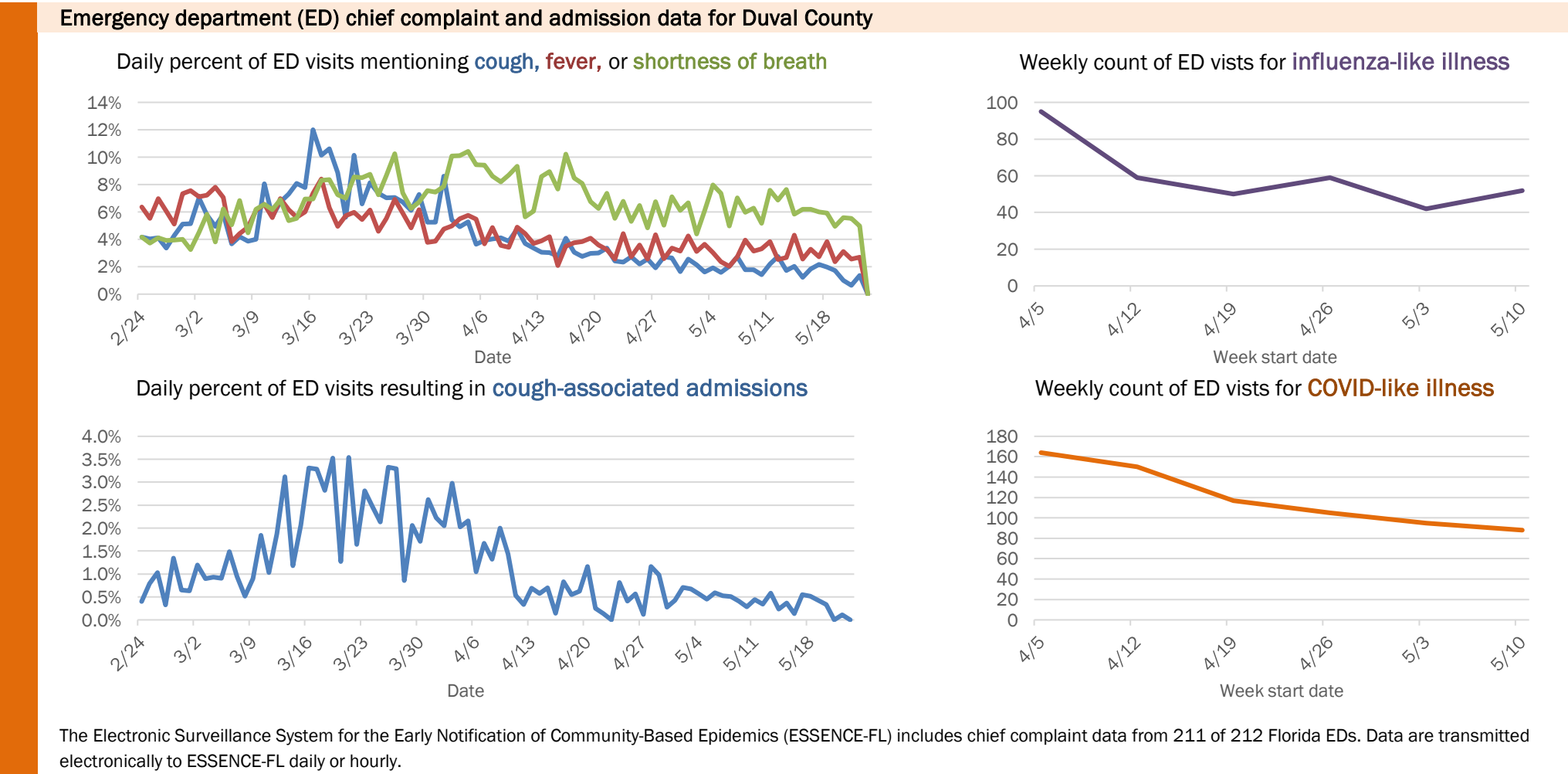
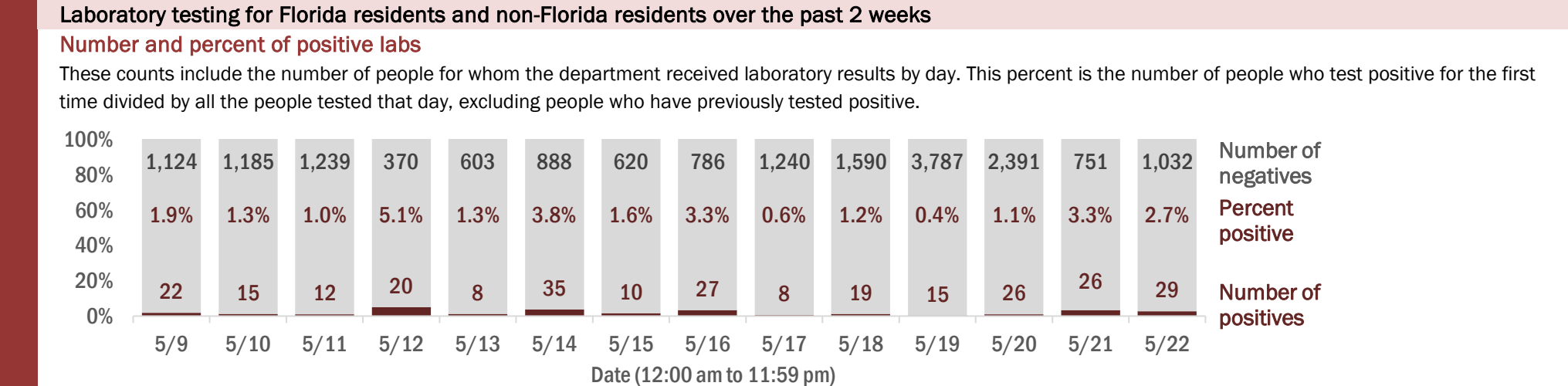
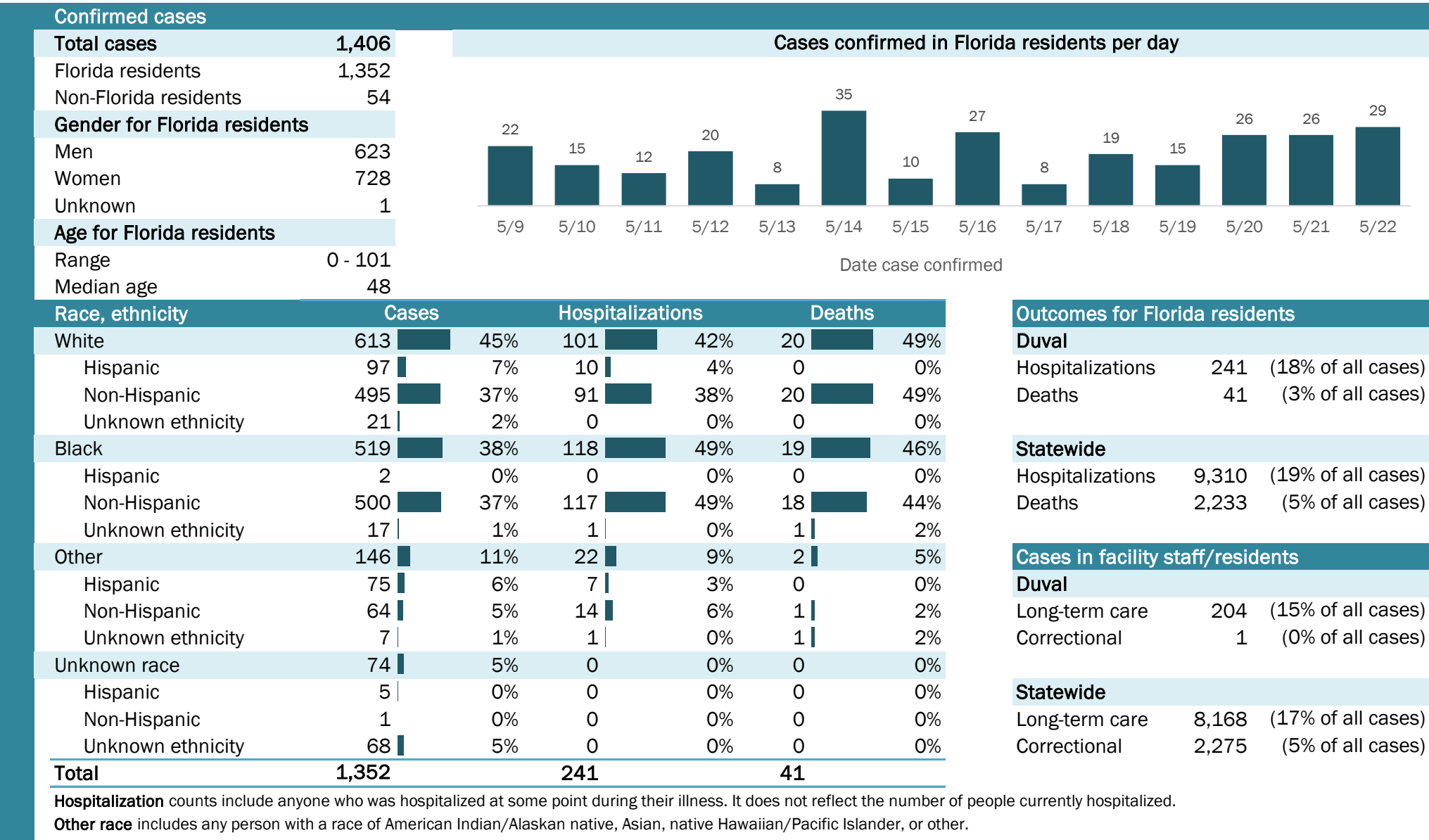
Weekly count of ED visits for COVID-like illness

The Electronic Surveillance System for the Early Notification of Community-Based Epidemics (ESSENCE-FL) includes chief complaint data from 211 of 212 Florida EDs. Data are transmitted electronically to ESSENCE-FL daily or hourly.

# Coronavirus: summary for Duval County

Data for May 23, 2020 (verified at 10 AM)

Data in this report are provisional and subject to change.





# Coronavirus: summary for Escambia County

Data for May 23, 2020 (verified at 10 AM)

Data in this report are provisional and subject to change.

Confirmed cases

Total cases

749

Florida residents

615

Non-Florida residents

134

Gender for Florida residents

Men

255

Women

360

Unknown

0

Age for Florida residents

Range

0 - 105

Median age

56

Cases confirmed in Florida residents per day

3

5/9

3

5/10

4

5/11

15

5/12

5

5/13

4

5/14

3

5/15

5

5/16

8

5/17

4

5/18

3

5/19

9

5/20

4

5/21

5

5/22

Date case confirmed

Race, ethnicity	Cases	Hospitalizations	Deaths
White	285 46%	27 43%	16 62%
Hispanic	9 1%	1 2%	0 0%
Non-Hispanic	242 39%	26 41%	14 54%
Unknown ethnicity	34 6%	0 0%	2 8%
Black	225 37%	33 52%	8 31%
Hispanic	0 0%	0 0%	0 0%
Non-Hispanic	191 31%	32 51%	6 23%
Unknown ethnicity	34 6%	1 2%	2 8%
Other	17 3%	1 2%	1 4%
Hispanic	2 0%	0 0%	0 0%
Non-Hispanic	13 2%	1 2%	1 4%
Unknown ethnicity	2 0%	0 0%	0 0%
Unknown race	88 14%	2 3%	1 4%
Hispanic	3 0%	0 0%	0 0%
Non-Hispanic	2 0%	0 0%	0 0%
Unknown ethnicity	83 13%	2 3%	1 4%
Total	615	63	26

Hospitalization

counts include anyone who was hospitalized at some point during their illness. It does not reflect the number of people currently hospitalized.

Other race

includes any person with a race of American Indian/Alaskan native, Asian, native Hawaiian/Pacific Islander, or other.

Outcomes for Florida residents

Escambia

Hospitalizations

63

(10% of all cases)

Deaths

26

(4% of all cases)

Statewide

Hospitalizations

9,310

(19% of all cases)

Deaths

2,233

(5% of all cases)

Cases in facility staff/residents

Escambia

Long-term care

250

(41% of all cases)

Correctional

11

(2% of all cases)

Statewide

Long-term care

8,168

(17% of all cases)

Correctional

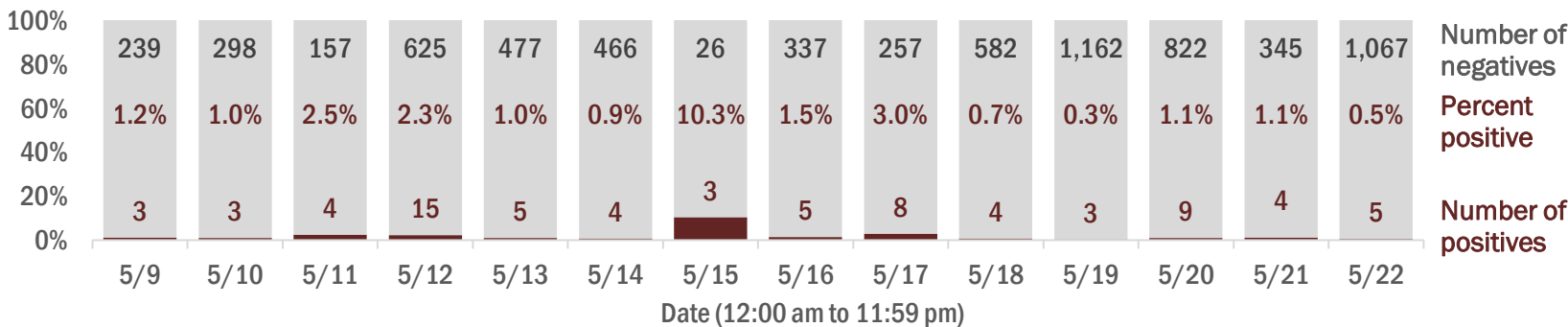
2,275

(5% of all cases)

## Laboratory testing for Florida residents and non-Florida residents over the past 2 weeks

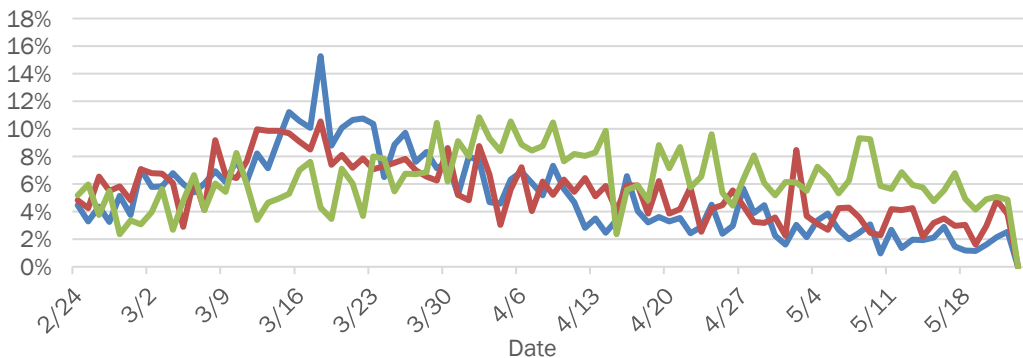
### Number and percent of positive labs

These counts include the number of people for whom the department received laboratory results by day. This percent is the number of people who test positive for the first time divided by all the people tested that day, excluding people who have previously tested positive.



## Emergency department (ED) chief complaint and admission data for Escambia County

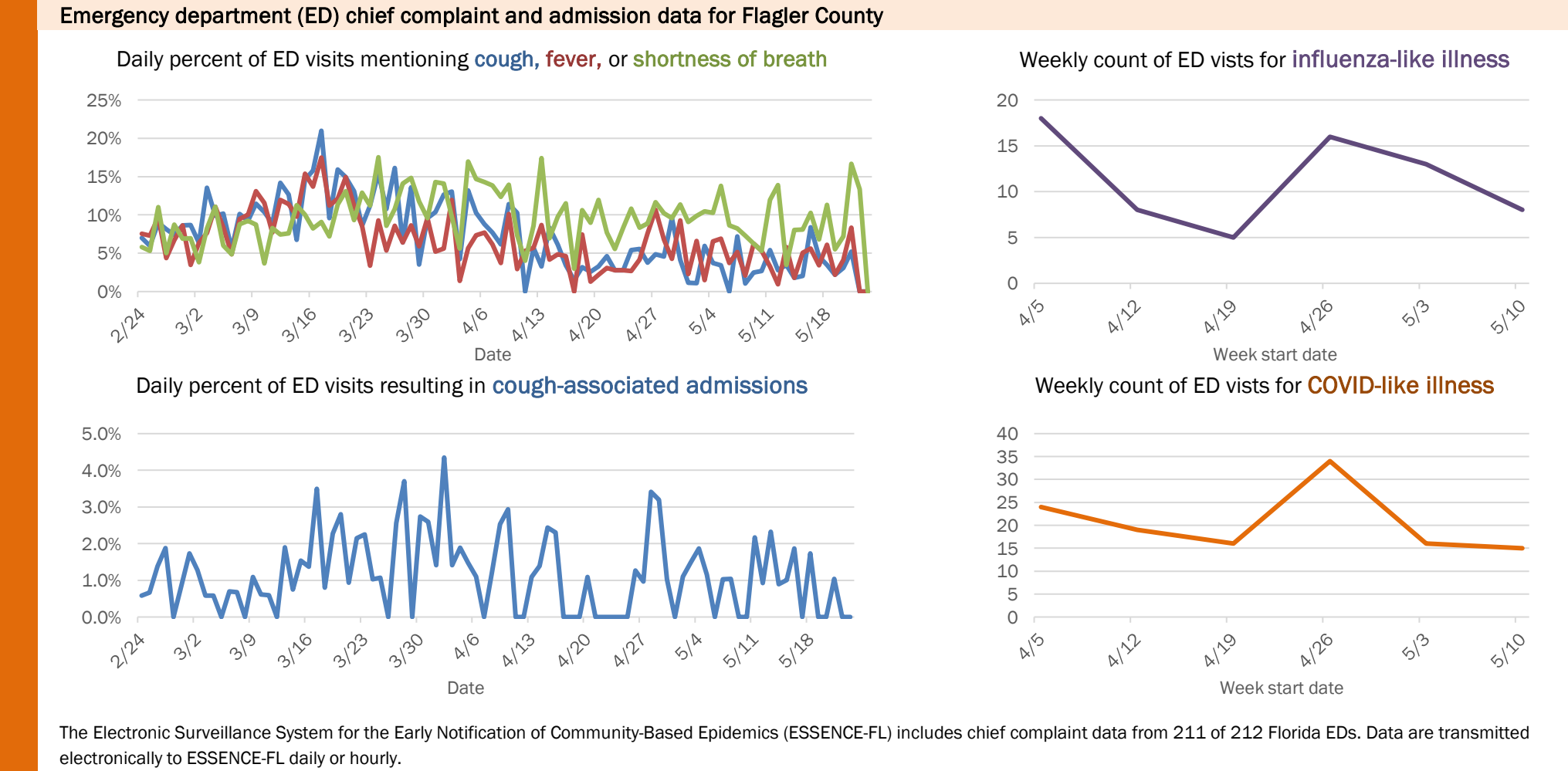
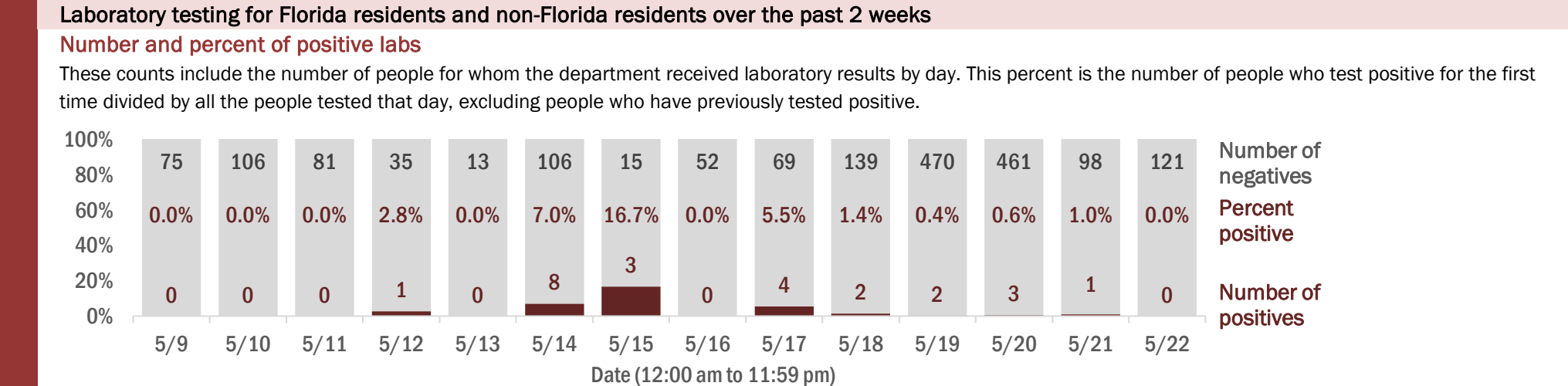
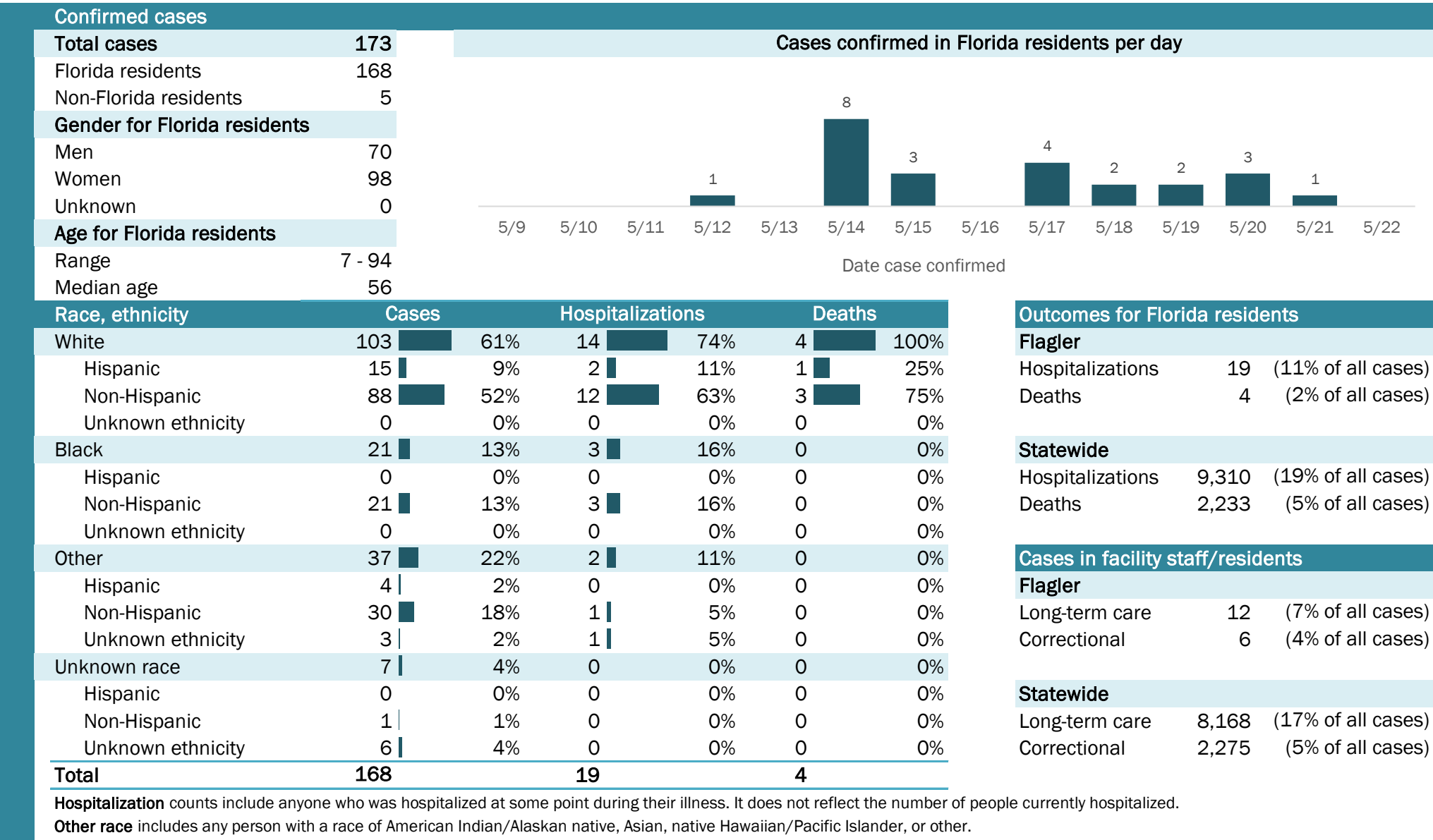
### Daily percent of ED visits mentioning cough, fever, or shortness of breath



# Coronavirus: summary for Flagler County

Data for May 23, 2020 (verified at 10 AM)

Data in this report are provisional and subject to change.



Weekly count of ED visits for influenza-like illness

Weekly count of ED visits for COVID-like illness

The Electronic Surveillance System for the Early Notification of Community-Based Epidemics (ESSENCE-FL) includes chief complaint data from 211 of 212 Florida EDs. Data are transmitted electronically to ESSENCE-FL daily or hourly.

# Coronavirus: summary for Franklin County

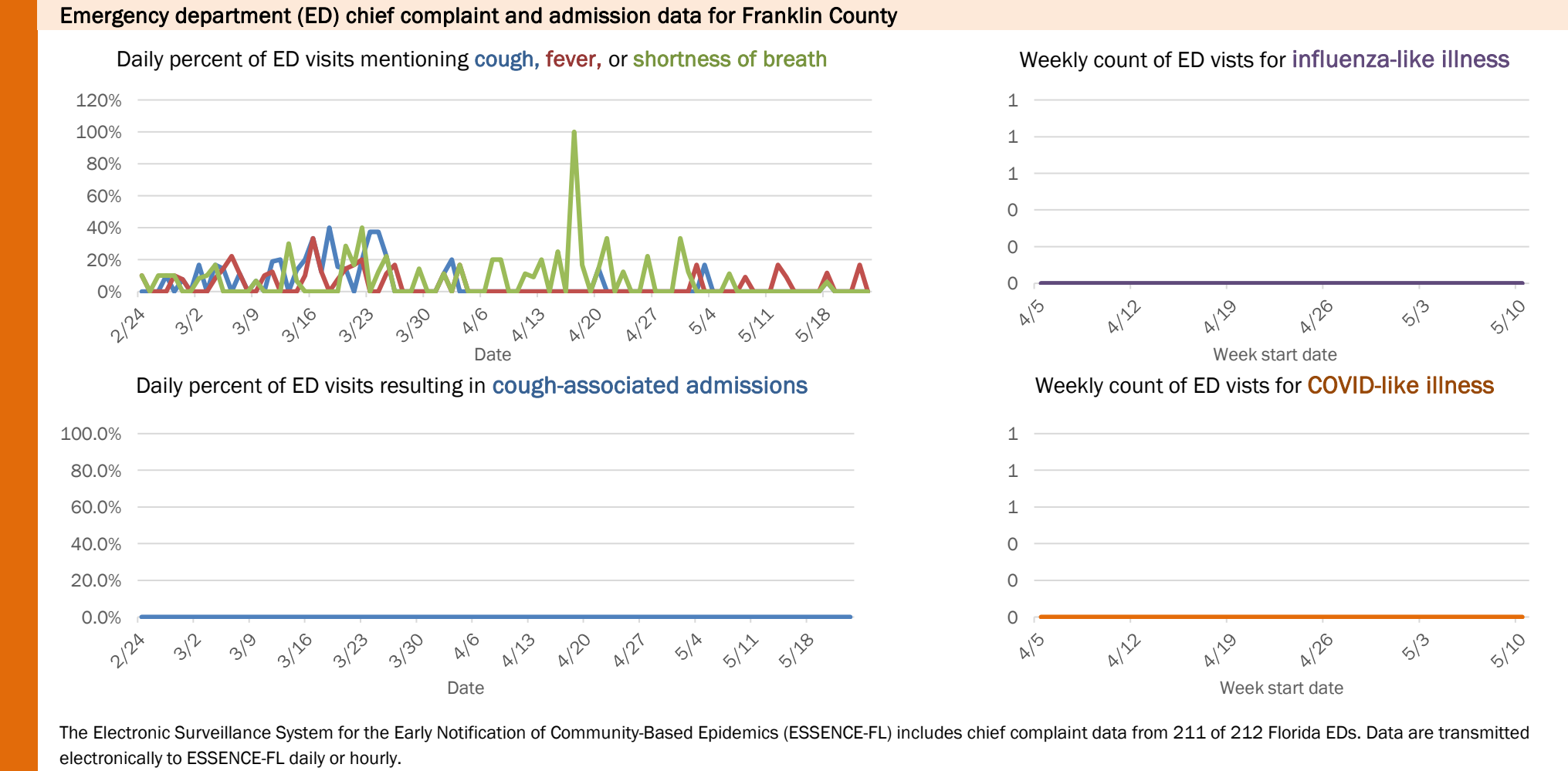
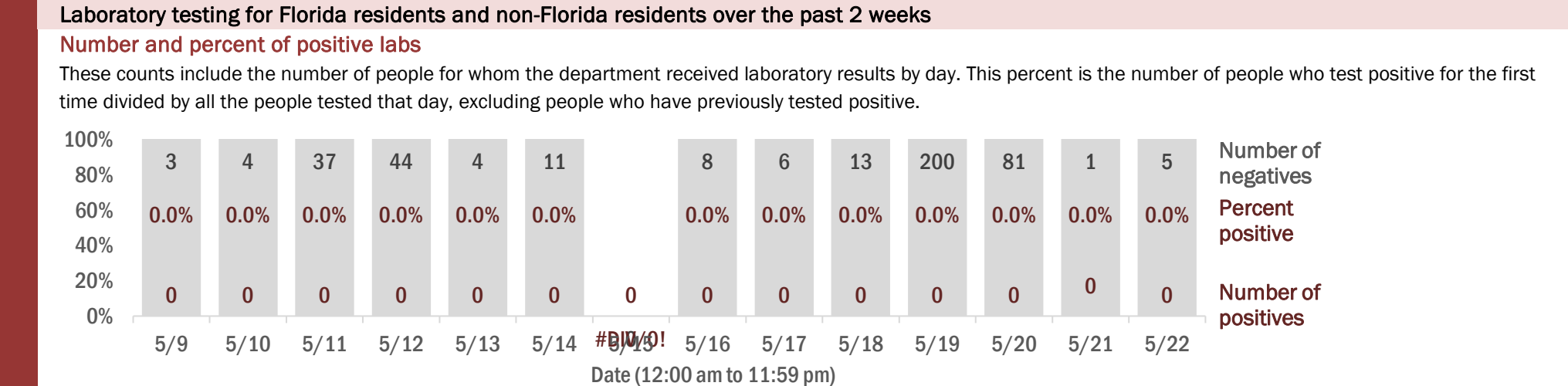
Data for May 23, 2020 (verified at 10 AM)

Data in this report are provisional and subject to change.

Confirmed cases																	
Total cases	2	Cases confirmed in Florida residents per day															
Florida residents	1																
Non-Florida residents	1																
Gender for Florida residents																	
Men	0																
Women	1																
Unknown	0																
Age for Florida residents		5/9	5/10	5/11	5/12	5/13	5/14	5/15	5/16	5/17	5/18	5/19	5/20	5/21	5/22		
Range	60 - 60	Date case confirmed															
Median age	60																
Race, ethnicity	Cases	Hospitalizations			Deaths			Outcomes for Florida residents									
White	1	100%	0	N/A	0	N/A	Franklin										
Hispanic	0	0%	0	N/A	0	N/A	Hospitalizations 0 (0% of all cases)										
Non-Hispanic	1	100%	0	N/A	0	N/A	Deaths 0 (0% of all cases)										
Unknown ethnicity	0	0%	0	N/A	0	N/A											
Black	0	0%	0	N/A	0	N/A	Statewide										
Hispanic	0	0%	0	N/A	0	N/A	Hospitalizations 9,310 (19% of all cases)										
Non-Hispanic	0	0%	0	N/A	0	N/A	Deaths 2,233 (5% of all cases)										
Unknown ethnicity	0	0%	0	N/A	0	N/A											
Other	0	0%	0	N/A	0	N/A	Cases in facility staff/residents										
Hispanic	0	0%	0	N/A	0	N/A	Franklin										
Non-Hispanic	0	0%	0	N/A	0	N/A	Long-term care 0 (0% of all cases)										
Unknown ethnicity	0	0%	0	N/A	0	N/A	Correctional 0 (0% of all cases)										
Unknown race	0	0%	0	N/A	0	N/A	Statewide										
Hispanic	0	0%	0	N/A	0	N/A	Long-term care 8,168 (17% of all cases)										
Non-Hispanic	0	0%	0	N/A	0	N/A	Correctional 2,275 (5% of all cases)										
Unknown ethnicity	0	0%	0	N/A	0	N/A											
Total	1	0			0												

**Hospitalization** counts include anyone who was hospitalized at some point during their illness. It does not reflect the number of people currently hospitalized.

**Other race** includes any person with a race of American Indian/Alaskan native, Asian, native Hawaiian/Pacific Islander, or other.

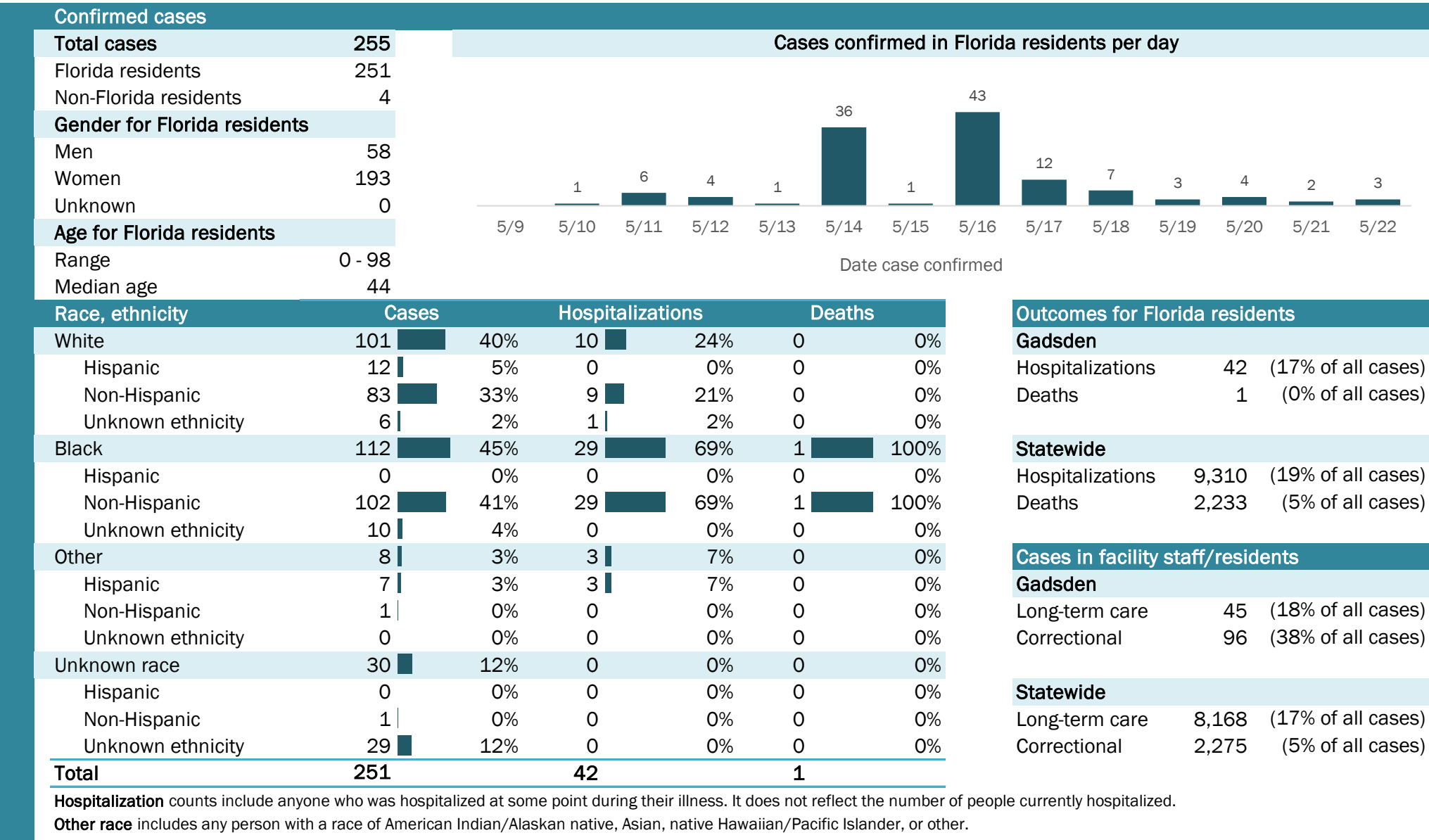


The Electronic Surveillance System for the Early Notification of Community-Based Epidemics (ESSENCE-FL) includes chief complaint data from 211 of 212 Florida EDs. Data are transmitted electronically to ESSENCE-FL daily or hourly.

# Coronavirus: summary for Gadsden County

Data for May 23, 2020 (verified at 10 AM)

Data in this report are provisional and subject to change.

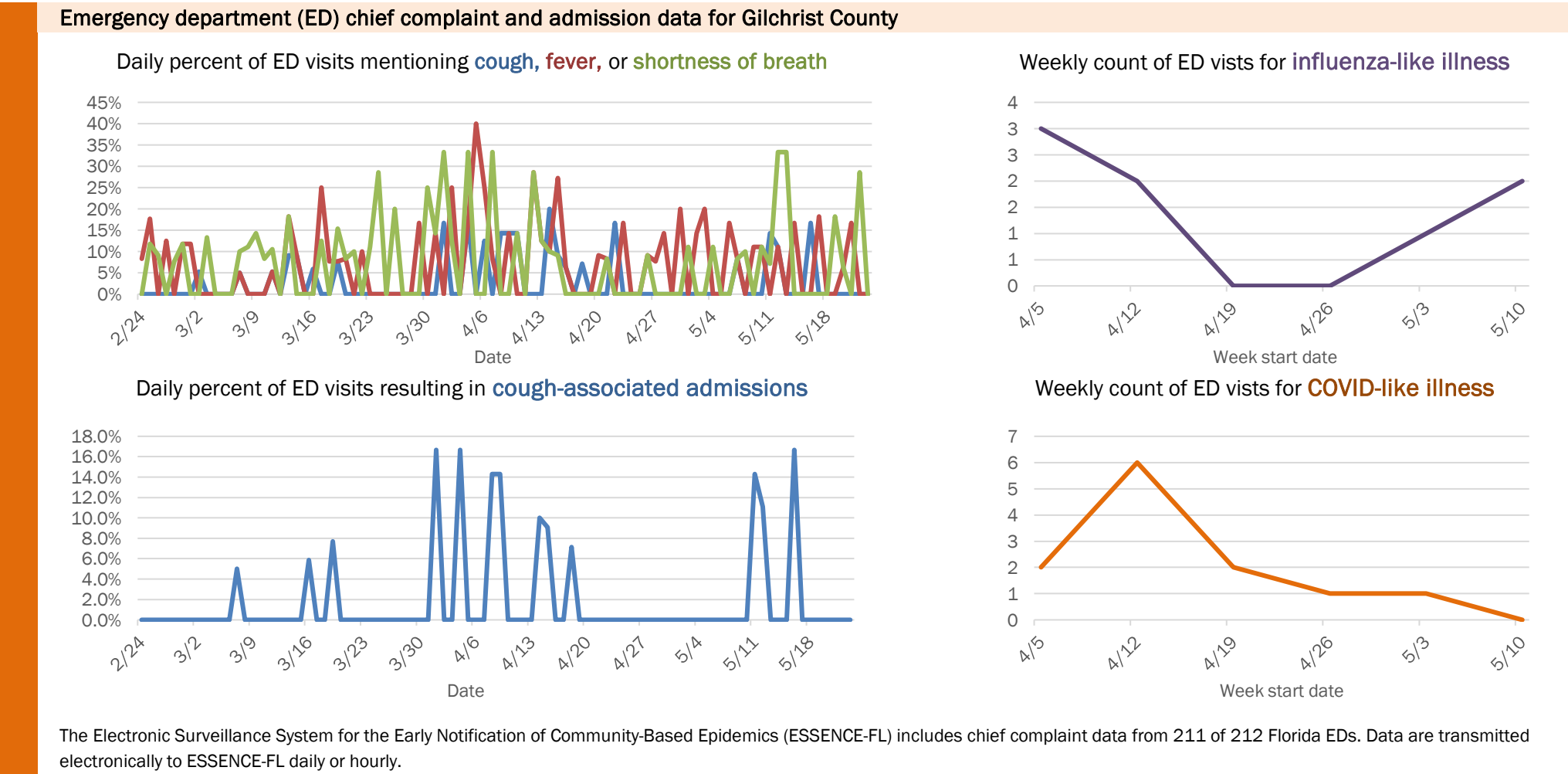
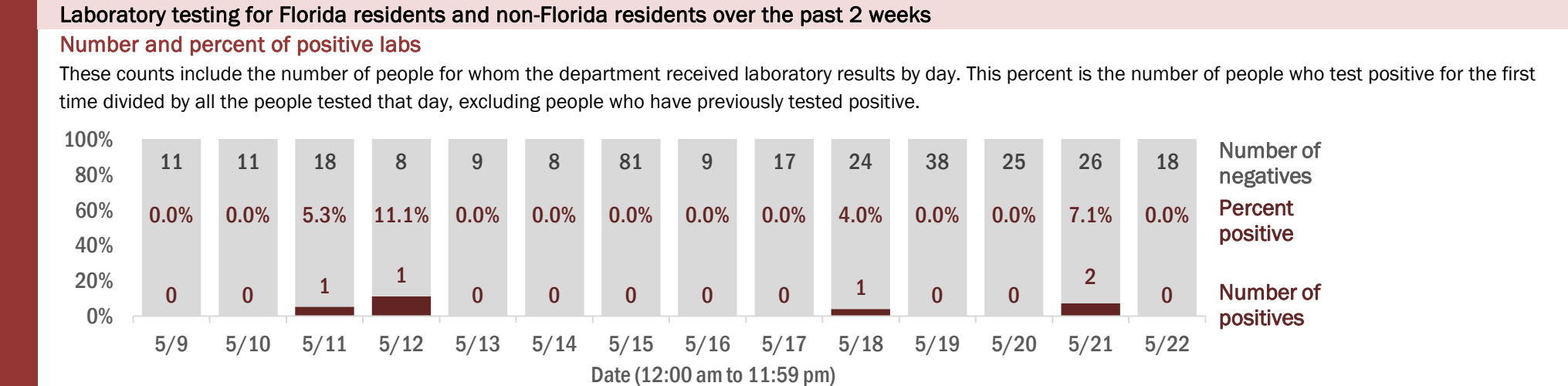
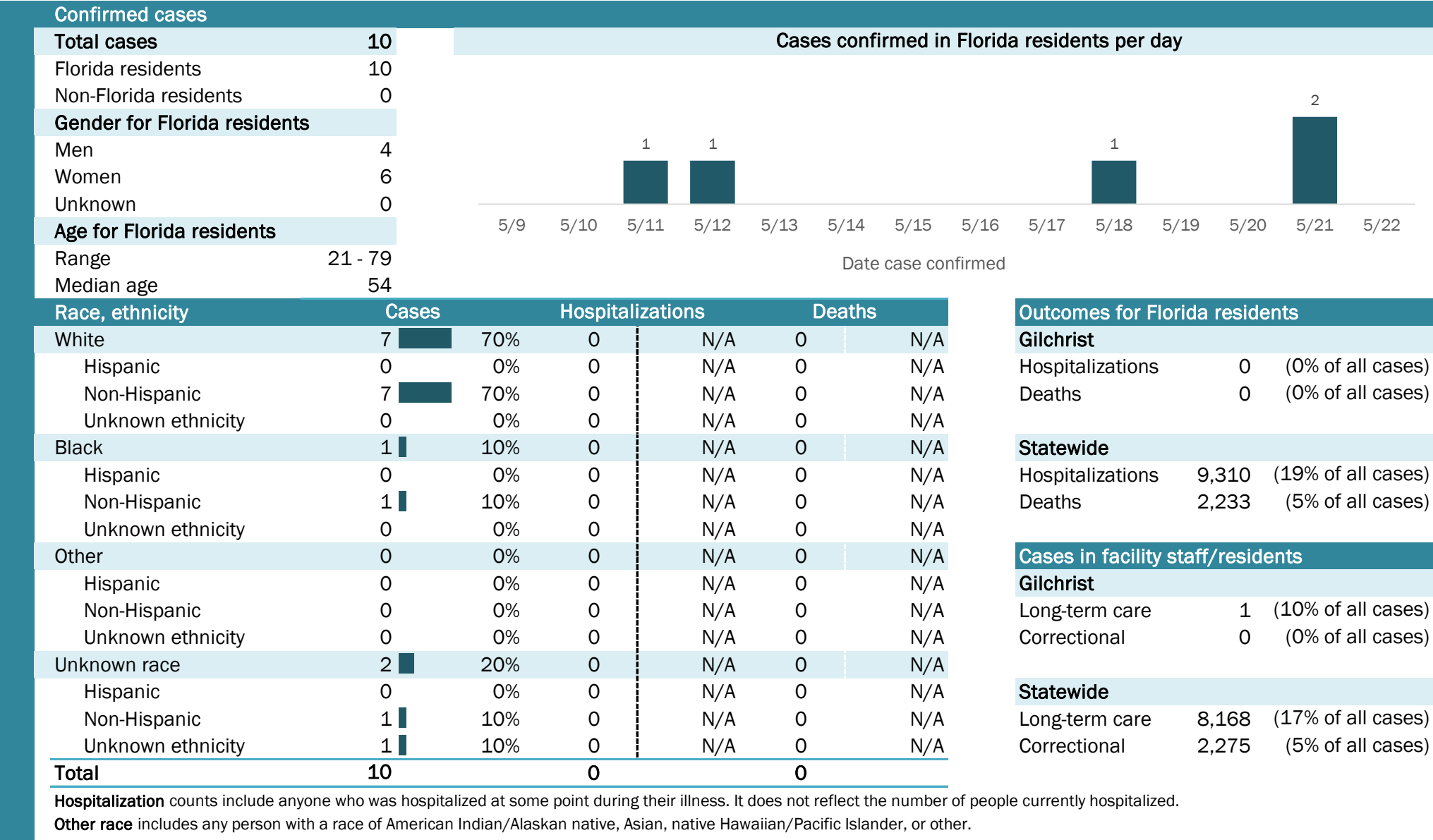




# Coronavirus: summary for Gilchrist County

Data for May 23, 2020 (verified at 10 AM)

Data in this report are provisional and subject to change.



# Coronavirus: summary for Glades County

Data for May 23, 2020 (verified at 10 AM)

Data in this report are provisional and subject to change.

Confirmed cases

Total cases

20

Florida residents

20

Non-Florida residents

0

Gender for Florida residents

Men

12

Women

8

Unknown

0

Age for Florida residents

Range

3 - 89

Median age

36

Cases confirmed in Florida residents per day

1

1

1

3

3

4

5/9

5/10

5/11

5/12

5/13

5/14

5/15

5/16

5/17

5/18

5/19

5/20

5/21

5/22

Date case confirmed

Race, ethnicity	Cases	Hospitalizations	Deaths
White	1680%375%1100%		
Hispanic	1155%00%00%		
Non-Hispanic	525%375%1100%		
Unknown ethnicity	00%00%00%		
Black	420%125%00%		
Hispanic	00%00%00%		
Non-Hispanic	315%125%00%		
Unknown ethnicity	15%00%00%		
Other	00%00%00%		
Hispanic	00%00%00%		
Non-Hispanic	00%00%00%		
Unknown ethnicity	00%00%00%		
Unknown race	00%00%00%		
Hispanic	00%00%00%		
Non-Hispanic	00%00%00%		
Unknown ethnicity	00%00%00%		
Total	2041		

Hospitalization

counts include anyone who was hospitalized at some point during their illness. It does not reflect the number of people currently hospitalized.

Other race

includes any person with a race of American Indian/Alaskan native, Asian, native Hawaiian/Pacific Islander, or other.

Outcomes for Florida residents

Glades

Hospitalizations

4

(20% of all cases)

Deaths

1

(5% of all cases)

Statewide

Hospitalizations

9,310

(19% of all cases)

Deaths

2,233

(5% of all cases)

Cases in facility staff/residents

Glades

Long-term care

2

(10% of all cases)

Correctional

0

(0% of all cases)

Statewide

Long-term care

8,168

(17% of all cases)

Correctional

2,275

(5% of all cases)

## Laboratory testing for Florida residents and non-Florida residents over the past 2 weeks

### Number and percent of positive labs

These counts include the number of people for whom the department received laboratory results by day. This percent is the number of people who test positive for the first time divided by all the people tested that day, excluding people who have previously tested positive.

100%

80%

60%

40%

20%

0%

1

3

4

1

2

2

1

3

4

6

9

15

6

7

0.0%

0.0%

0.0%

50.0%

33.3%

0.0%

0.0%

0.0%

20.0%

33.3%

25.0%

21.1%

0.0%

0.0%

0

0

0

1

1

0

0

0

1

3

3

4

0

0

5/9

5/10

5/11

5/12

5/13

5/14

5/15

5/16

5/17

5/18

5/19

5/20

5/21

5/22

Date (12:00 am to 11:59 pm)

Number of negatives

Percent positive

Number of positives

## Emergency department (ED) chief complaint and admission data for Glades County

Daily percent of ED visits mentioning cough, fever, or shortness of breath

60%

50%

40%

30%

20%

10%

0%

2/24

3/2

3/9

3/16

3/23

3/30

4/6

4/13

4/20

4/27

5/4

5/11

5/18

Date

Daily percent of ED visits resulting in cough-associated admissions

60.0%

50.0%

40.0%

30.0%

20.0%

10.0%

0.0%

2/24

3/2

3/9

3/16

3/23

3/30

4/6

4/13

4/20

4/27

5/4

5/11

5/18

Date

Weekly count of ED vists for influenza-like illness

3

2

2

1

1

0

4/5

4/12

4/19

4/26

5/3

5/10

Week start date

Weekly count of ED vists for COVID-like illness

4

3

3

2

2

1

1

0

4/5

4/12

4/19

4/26

5/3

5/10

Week start date

The Electronic Surveillance System for the Early Notification of Community-Based Epidemics (ESSENCE-FL) includes chief complaint data from 211 of 212 Florida EDs. Data are transmitted electronically to ESSENCE-FL daily or hourly.

# Coronavirus: summary for Gulf County

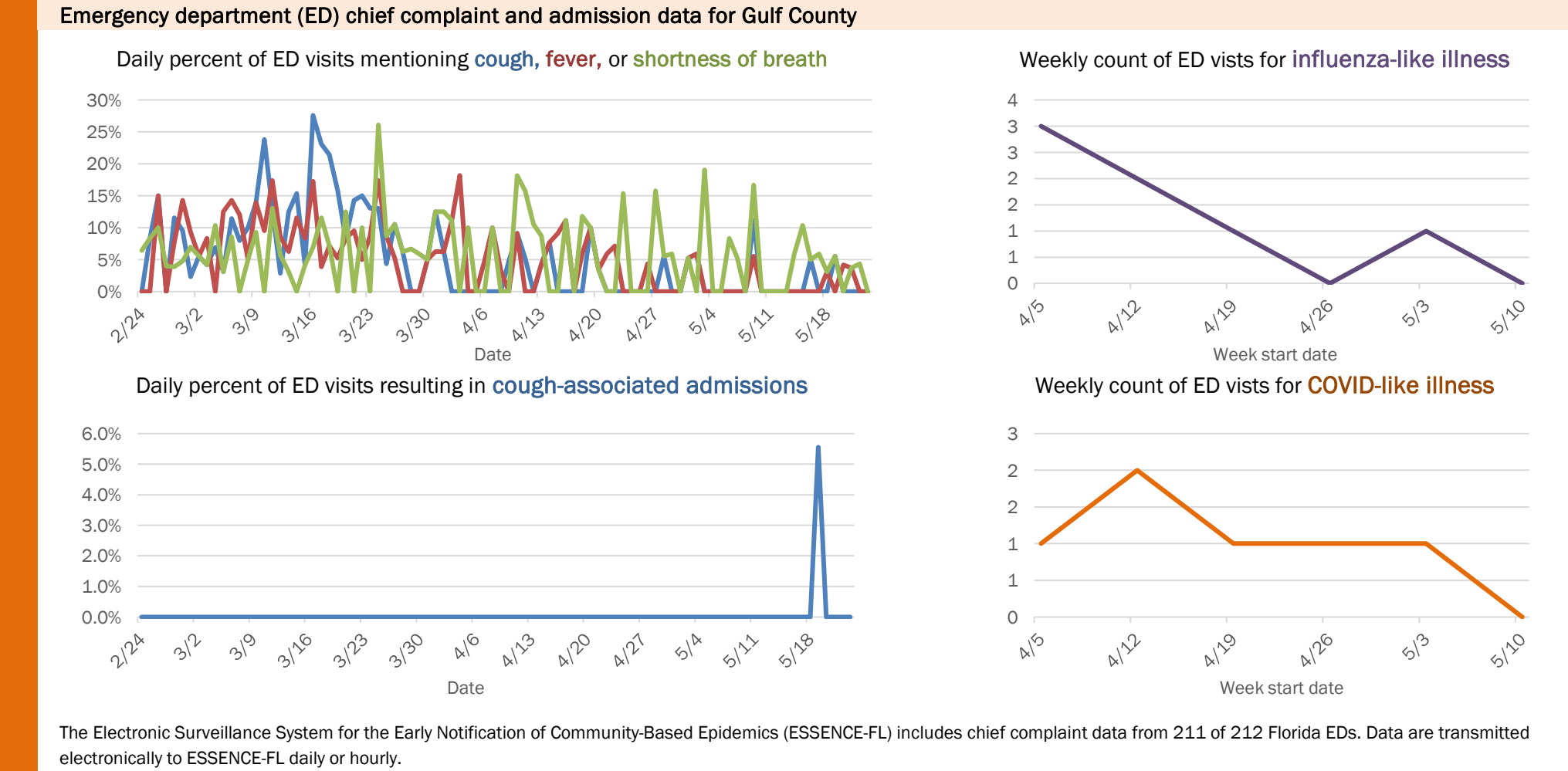
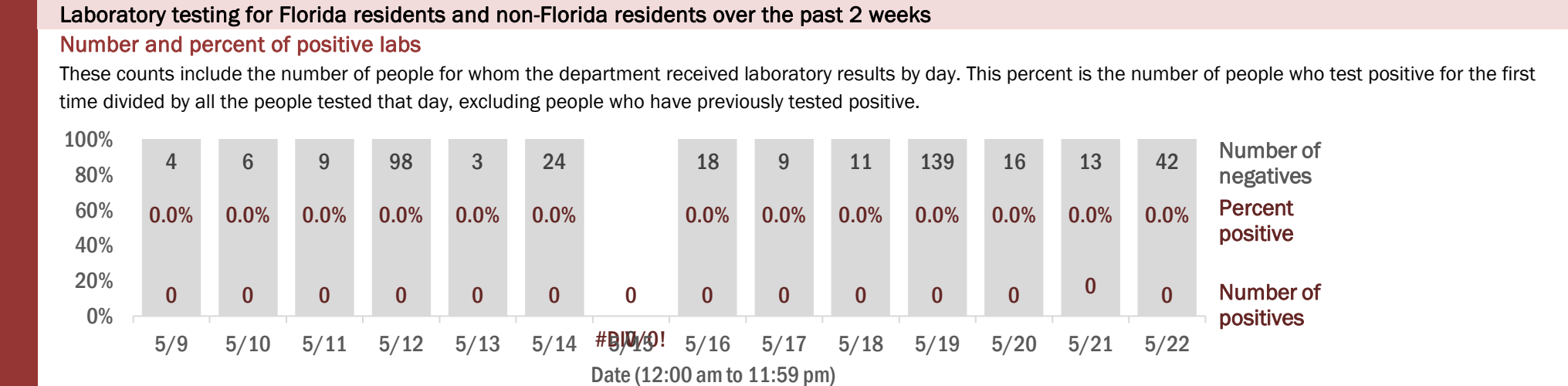
Data for May 23, 2020 (verified at 10 AM)

Data in this report are provisional and subject to change.

Confirmed cases																	
Total cases	1	Cases confirmed in Florida residents per day															
Florida residents	1																
Non-Florida residents	0																
Gender for Florida residents																	
Men	0																
Women	1																
Unknown	0																
Age for Florida residents		5/9	5/10	5/11	5/12	5/13	5/14	5/15	5/16	5/17	5/18	5/19	5/20	5/21	5/22		
Range	42 - 42	Date case confirmed															
Median age	42																
Race, ethnicity	Cases	Hospitalizations			Deaths			Outcomes for Florida residents									
White	1	<div></div> 100%	0	N/A	0	N/A	<b>Gulf</b>										
Hispanic	0	<div></div> 0%	0	N/A	0	N/A	Hospitalizations 0 (0% of all cases)										
Non-Hispanic	1	<div></div> 100%	0	N/A	0	N/A	Deaths 0 (0% of all cases)										
Unknown ethnicity	0	<div></div> 0%	0	N/A	0	N/A											
Black	0	<div></div> 0%	0	N/A	0	N/A	<b>Statewide</b>										
Hispanic	0	<div></div> 0%	0	N/A	0	N/A	Hospitalizations 9,310 (19% of all cases)										
Non-Hispanic	0	<div></div> 0%	0	N/A	0	N/A	Deaths 2,233 (5% of all cases)										
Unknown ethnicity	0	<div></div> 0%	0	N/A	0	N/A											
Other	0	<div></div> 0%	0	N/A	0	N/A	<b>Cases in facility staff/residents</b>										
Hispanic	0	<div></div> 0%	0	N/A	0	N/A	<b>Gulf</b>										
Non-Hispanic	0	<div></div> 0%	0	N/A	0	N/A	Long-term care 0 (0% of all cases)										
Unknown ethnicity	0	<div></div> 0%	0	N/A	0	N/A	Correctional 0 (0% of all cases)										
Unknown race	0	<div></div> 0%	0	N/A	0	N/A	<b>Statewide</b>										
Hispanic	0	<div></div> 0%	0	N/A	0	N/A	Long-term care 8,168 (17% of all cases)										
Non-Hispanic	0	<div></div> 0%	0	N/A	0	N/A	Correctional 2,275 (5% of all cases)										
Unknown ethnicity	0	<div></div> 0%	0	N/A	0	N/A											
Total	1	0			0												

**Hospitalization** counts include anyone who was hospitalized at some point during their illness. It does not reflect the number of people currently hospitalized.

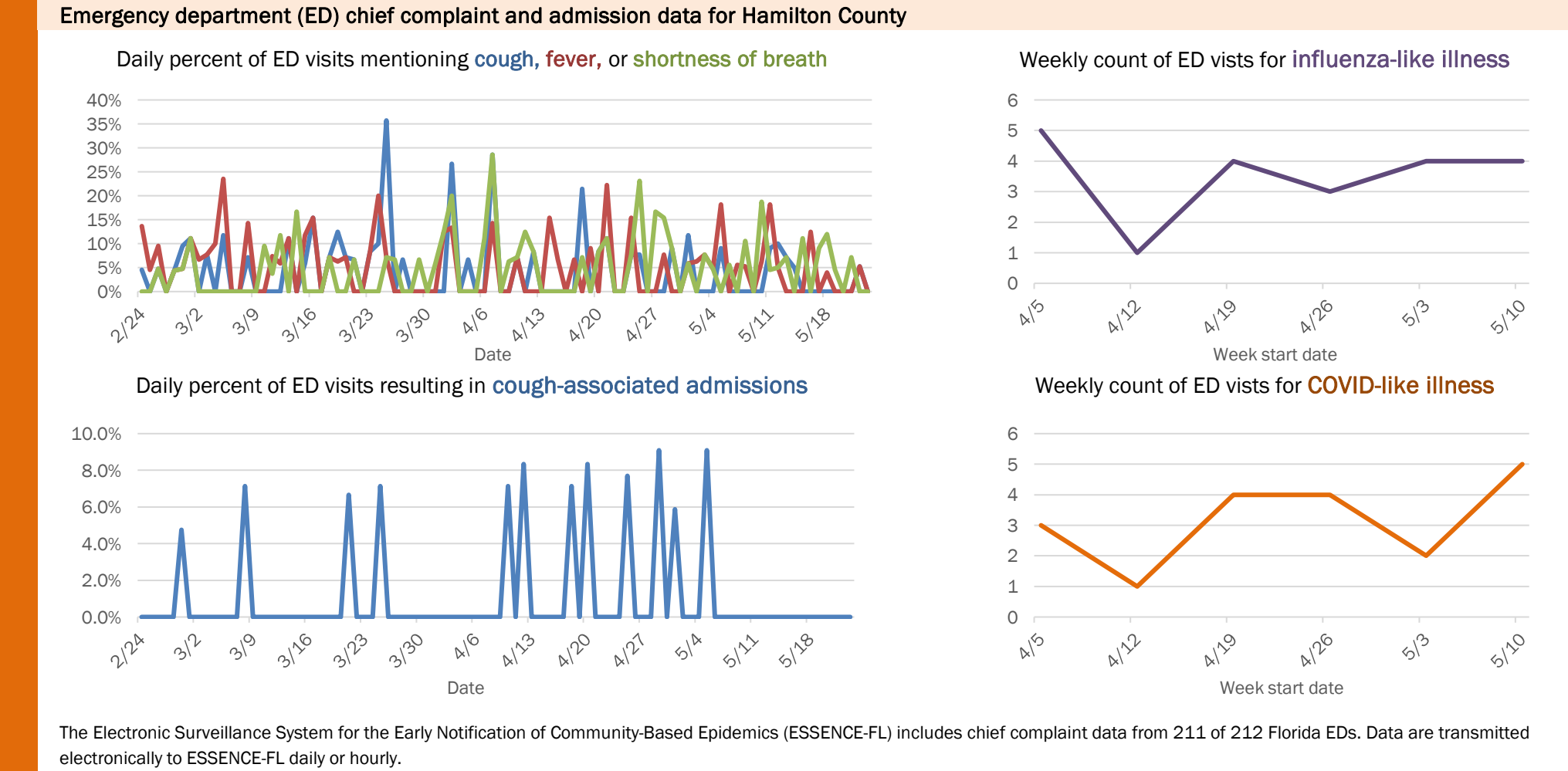
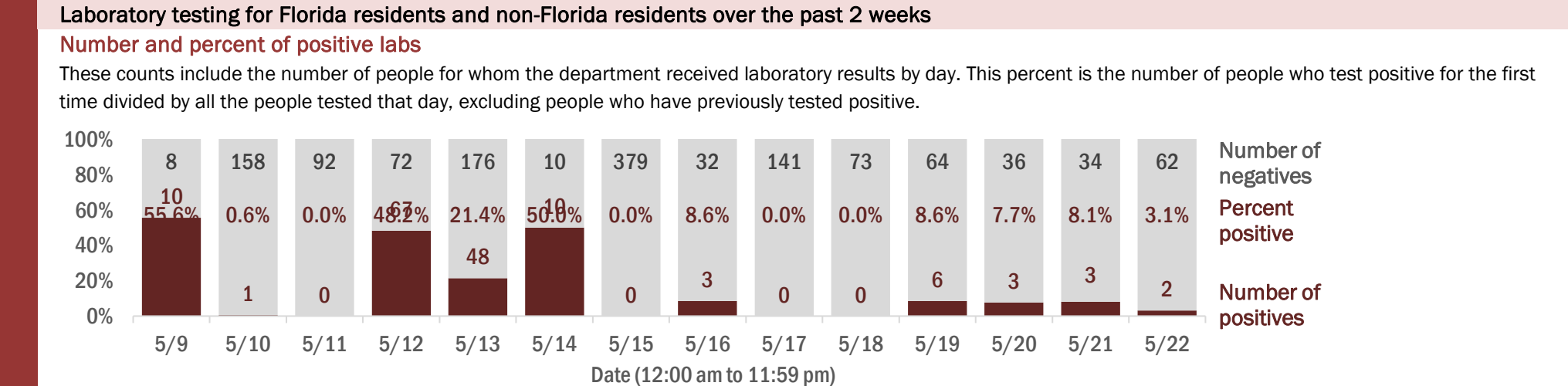
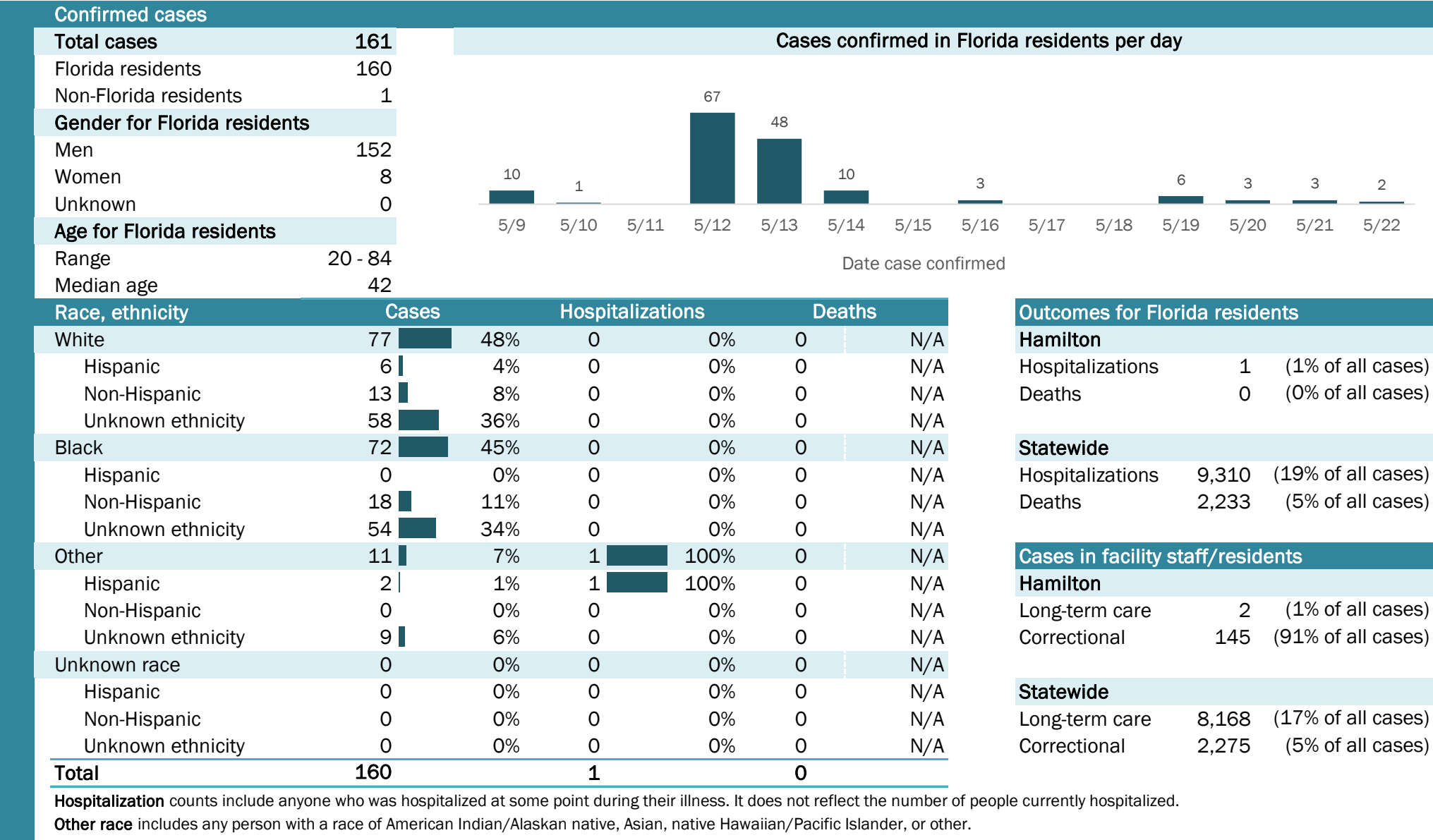
**Other race** includes any person with a race of American Indian/Alaskan native, Asian, native Hawaiian/Pacific Islander, or other.



# Coronavirus: summary for Hamilton County

Data for May 23, 2020 (verified at 10 AM)

Data in this report are provisional and subject to change.





# Coronavirus: summary for Hardee County

Data for May 23, 2020 (verified at 10 AM)

Data in this report are provisional and subject to change.

Confirmed cases

Total cases

63

Florida residents

61

Non-Florida residents

2

Gender for Florida residents

Men

26

Women

35

Unknown

0

Age for Florida residents

Range

2 - 83

Median age

30

Cases confirmed in Florida residents per day

1

1

1

1

1

2

4

4

8

4

5/9

5/10

5/11

5/12

5/13

5/14

5/15

5/16

5/17

5/18

5/19

5/20

5/21

5/22

Date case confirmed

Race, ethnicity

Cases

Hospitalizations

Deaths

White

21

34%

2

20%

0

N/A

Hispanic

10

16%

0

0%

0

N/A

Non-Hispanic

11

18%

2

20%

0

N/A

Unknown ethnicity

0

0%

0

0%

0

N/A

Black

32

52%

5

50%

0

N/A

Hispanic

0

0%

0

0%

0

N/A

Non-Hispanic

31

51%

5

50%

0

N/A

Unknown ethnicity

1

2%

0

0%

0

N/A

Other

7

11%

3

30%

0

N/A

Hispanic

4

7%

1

10%

0

N/A

Non-Hispanic

3

5%

2

20%

0

N/A

Unknown ethnicity

0

0%

0

0%

0

N/A

Unknown race

1

2%

0

0%

0

N/A

Hispanic

0

0%

0

0%

0

N/A

Non-Hispanic

0

0%

0

0%

0

N/A

Unknown ethnicity

1

2%

0

0%

0

N/A

Total

61

10

0

Outcomes for Florida residents

Hardee

Hospitalizations

10

(16% of all cases)

Deaths

0

(0% of all cases)

Statewide

Hospitalizations

9,310

(19% of all cases)

Deaths

2,233

(5% of all cases)

Cases in facility staff/residents

Hardee

Long-term care

5

(8% of all cases)

Correctional

2

(3% of all cases)

Statewide

Long-term care

8,168

(17% of all cases)

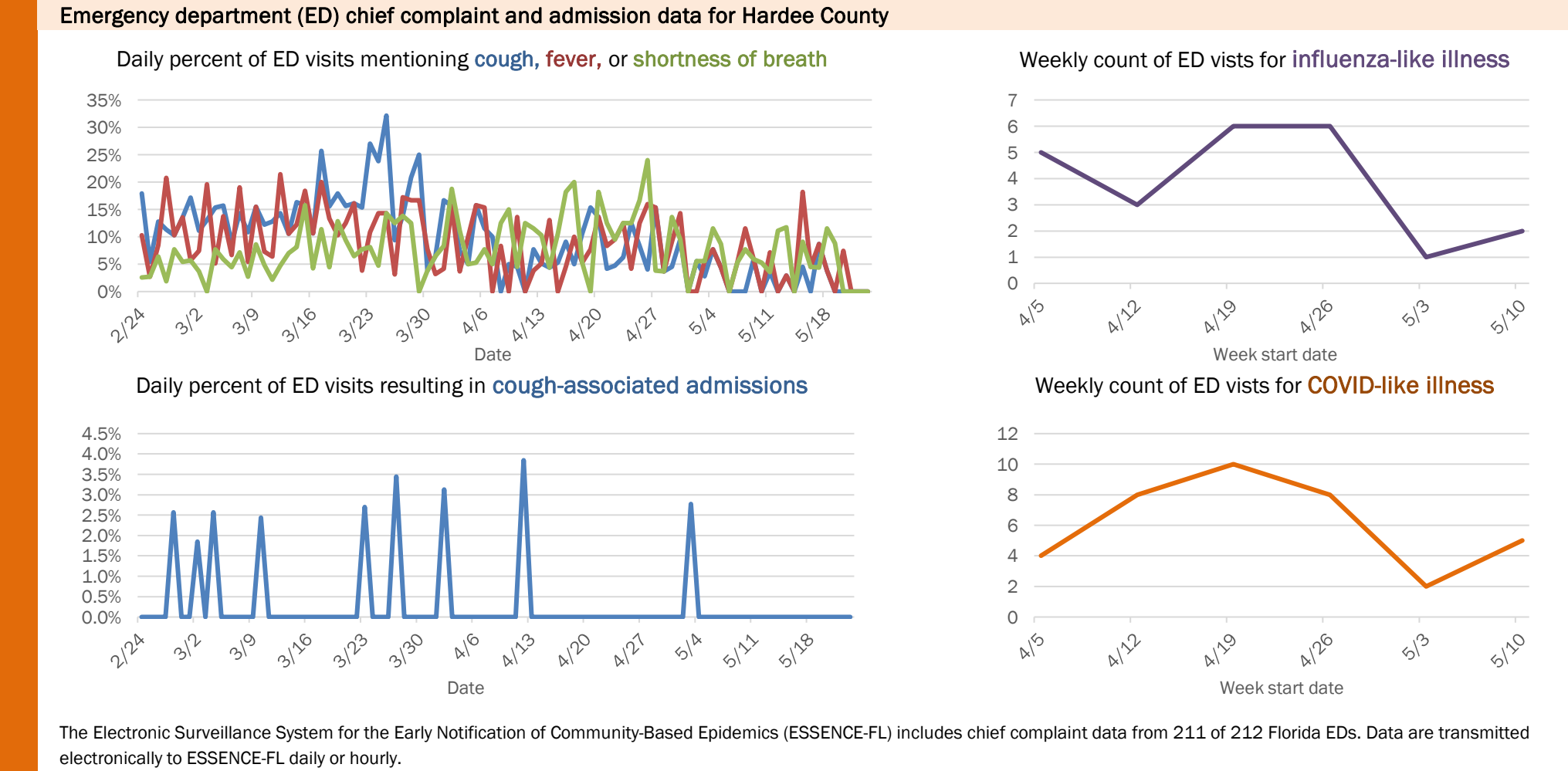
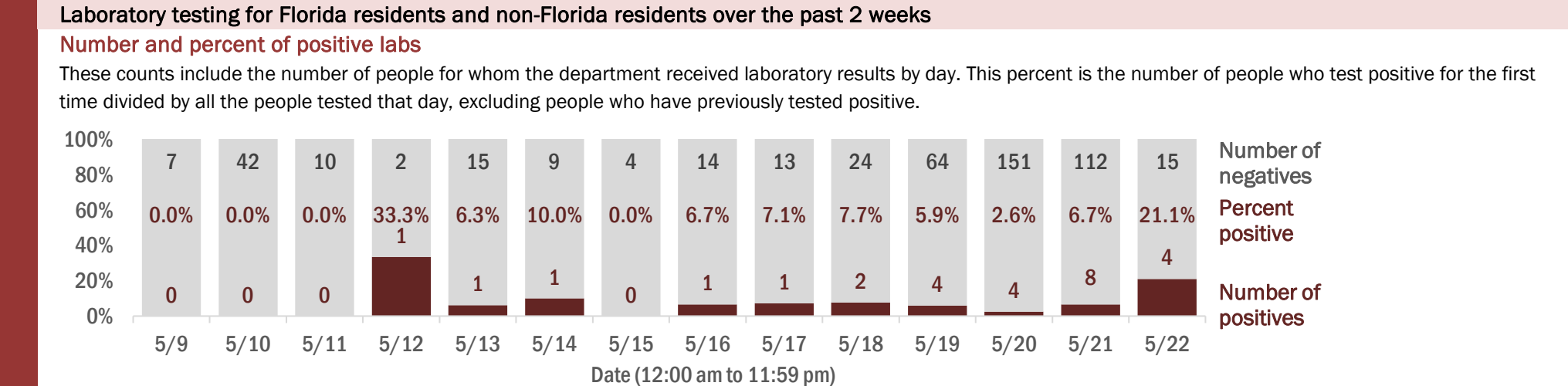
Correctional

2,275

(5% of all cases)

Hospitalization counts include anyone who was hospitalized at some point during their illness. It does not reflect the number of people currently hospitalized.

Other race includes any person with a race of American Indian/Alaskan native, Asian, native Hawaiian/Pacific Islander, or other.



# Coronavirus: summary for Hendry County

Data for May 23, 2020 (verified at 10 AM)

Data in this report are provisional and subject to change.

Confirmed cases

Total cases

249

Florida residents

249

Non-Florida residents

0

Gender for Florida residents

Men

131

Women

118

Unknown

0

Age for Florida residents

Range

0 - 101

Median age

45

Race, ethnicity

Cases

Hospitalizations

Deaths

White

175

70%

24

56%

9

75%

Hispanic

119

48%

12

28%

2

17%

Non-Hispanic

52

21%

12

28%

7

58%

Unknown ethnicity

4

2%

0

0%

0

0%

Black

50

20%

13

30%

3

25%

Hispanic

0

0%

0

0%

0

0%

Non-Hispanic

48

19%

11

26%

3

25%

Unknown ethnicity

2

1%

2

5%

0

0%

Other

9

4%

5

12%

0

0%

Hispanic

6

2%

3

7%

0

0%

Non-Hispanic

3

1%

2

5%

0

0%

Unknown ethnicity

0

0%

0

0%

0

0%

Unknown race

15

6%

1

2%

0

0%

Hispanic

9

4%

0

0%

0

0%

Non-Hispanic

0

0%

0

0%

0

0%

Unknown ethnicity

6

2%

1

2%

0

0%

Total

249

43

12

Cases confirmed in Florida residents per day

5

9

5

10

11

5

23

7

9

4

4

11

8

2

5/9

5/10

5/11

5/12

5/13

5/14

5/15

5/16

5/17

5/18

5/19

5/20

5/21

5/22

Date case confirmed

Outcomes for Florida residents

Hendry

Hospitalizations

43

(17% of all cases)

Deaths

12

(5% of all cases)

Statewide

Hospitalizations

9,310

(19% of all cases)

Deaths

2,233

(5% of all cases)

Cases in facility staff/residents

Hendry

Long-term care

69

(28% of all cases)

Correctional

14

(6% of all cases)

Statewide

Long-term care

8,168

(17% of all cases)

Correctional

2,275

(5% of all cases)

Hospitalization counts include anyone who was hospitalized at some point during their illness. It does not reflect the number of people currently hospitalized.

Other race includes any person with a race of American Indian/Alaskan native, Asian, native Hawaiian/Pacific Islander, or other.

## Laboratory testing for Florida residents and non-Florida residents over the past 2 weeks

### Number and percent of positive labs

These counts include the number of people for whom the department received laboratory results by day. This percent is the number of people who test positive for the first time divided by all the people tested that day, excluding people who have previously tested positive.

Date	Positives	Negatives	Percent Positive
5/9	5	24	17.2%
5/10	9	28	24.3%
5/11	5	39	11.4%
5/12	10	33	23.3%
5/13	15	15	42.3%
5/14	5	20	20.0%
5/15	23	12	25.0%
5/16	7	21	22.0%
5/17	9	32	11.4%
5/18	4	31	2.7%
5/19	4	142	3.3%
5/20	11	324	12.3%
5/21	8	57	3.5%
5/22	2	55	

## Emergency department (ED) chief complaint and admission data for Hendry County

### Daily percent of ED visits mentioning cough, fever, or shortness of breath

### Daily percent of ED visits resulting in cough-associated admissions

### Weekly count of ED visits for influenza-like illness

### Weekly count of ED visits for COVID-like illness

The Electronic Surveillance System for the Early Notification of Community-Based Epidemics (ESSENCE-FL) includes chief complaint data from 211 of 212 Florida EDs. Data are transmitted electronically to ESSENCE-FL daily or hourly.

# Coronavirus: summary for Hernando County

Data for May 23, 2020 (verified at 10 AM)

Data in this report are provisional and subject to change.

Confirmed cases

Total cases

109

Florida residents

105

Non-Florida residents

4

Gender for Florida residents

Men

54

Women

51

Unknown

0

Age for Florida residents

Range

1 - 85

Median age

48

Cases confirmed in Florida residents per day

3

2

2

2

1

1

1

1

5/9

5/10

5/11

5/12

5/13

5/14

5/15

5/16

5/17

5/18

5/19

5/20

5/21

5/22

Date case confirmed

Race, ethnicity	Cases	Hospitalizations	Deaths
White	8783%1882%480%		
Hispanic	2221%418%120%		
Non-Hispanic	6461%1464%360%		
Unknown ethnicity	11%00%00%		
Black	1514%314%120%		
Hispanic	00%00%00%		
Non-Hispanic	1514%314%120%		
Unknown ethnicity	00%00%00%		
Other	22%15%00%		
Hispanic	11%15%00%		
Non-Hispanic	11%00%00%		
Unknown ethnicity	00%00%00%		
Unknown race	11%00%00%		
Hispanic	00%00%00%		
Non-Hispanic	00%00%00%		
Unknown ethnicity	11%00%00%		
Total	105225		

Hospitalization

counts include anyone who was hospitalized at some point during their illness. It does not reflect the number of people currently hospitalized.

Other race

includes any person with a race of American Indian/Alaskan native, Asian, native Hawaiian/Pacific Islander, or other.

Outcomes for Florida residents

Hernando

Hospitalizations

22

(21% of all cases)

Deaths

5

(5% of all cases)

Statewide

Hospitalizations

9,310

(19% of all cases)

Deaths

2,233

(5% of all cases)

Cases in facility staff/residents

Hernando

Long-term care

6

(6% of all cases)

Correctional

6

(6% of all cases)

Statewide

Long-term care

8,168

(17% of all cases)

Correctional

2,275

(5% of all cases)

## Laboratory testing for Florida residents and non-Florida residents over the past 2 weeks

### Number and percent of positive labs

These counts include the number of people for whom the department received laboratory results by day. This percent is the number of people who test positive for the first time divided by all the people tested that day, excluding people who have previously tested positive.

100%

80%

60%

40%

20%

0%

54

82

124

9

28

34

21

70

57

123

325

196

92

88

0.0%

3.5%

0.0%

0.0%

6.7%

5.6%

8.7%

1.4%

0.0%

0.8%

0.0%

0.5%

1.1%

0.0%

0

3

0

0

2

2

2

1

0

1

0

1

1

0

5/9

5/10

5/11

5/12

5/13

5/14

5/15

5/16

5/17

5/18

5/19

5/20

5/21

5/22

Date (12:00 am to 11:59 pm)

Number of negatives

Percent positive

Number of positives

## Emergency department (ED) chief complaint and admission data for Hernando County

### Daily percent of ED visits mentioning cough, fever, or shortness of breath

16%

14%

12%

10%

8%

6%

4%

2%

0%

2/24

3/2

3/9

3/16

3/23

3/30

4/6

4/13

4/20

4/27

5/4

5/11

5/18

Date

### Daily percent of ED visits resulting in cough-associated admissions

3.5%

3.0%

2.5%

2.0%

1.5%

1.0%

0.5%

0.0%

2/24

3/2

3/9

3/16

3/23

3/30

4/6

4/13

4/20

4/27

5/4

5/11

5/18

Date

### Weekly count of ED vists for influenza-like illness

45

40

35

30

25

20

15

10

5

0

4/5

4/12

4/19

4/26

5/3

5/10

Week start date

### Weekly count of ED vists for COVID-like illness

80

70

60

50

40

30

20

10

0

4/5

4/12

4/19

4/26

5/3

5/10

Week start date

The Electronic Surveillance System for the Early Notification of Community-Based Epidemics (ESSENCE-FL) includes chief complaint data from 211 of 212 Florida EDs. Data are transmitted electronically to ESSENCE-FL daily or hourly.

# Coronavirus: summary for Highlands County

Data for May 23, 2020 (verified at 10 AM)

Data in this report are provisional and subject to change.

Confirmed cases

Total cases

112

Florida residents

111

Non-Florida residents

1

Gender for Florida residents

Men

56

Women

55

Unknown

0

Age for Florida residents

Range

0 - 85

Median age

55

Cases confirmed in Florida residents per day

1

5/9

1

5/10

2

5/11

1

5/12

2

5/13

1

5/14

1

5/15

0

5/16

0

5/17

2

5/18

1

5/19

1

5/20

3

5/21

1

5/22

Race, ethnicity

Cases

Hospitalizations

Deaths

White

63

57%

16

46%

2

25%

Hispanic

20

18%

4

11%

0

0%

Non-Hispanic

37

33%

10

29%

2

25%

Unknown ethnicity

6

5%

2

6%

0

0%

Black

26

23%

11

31%

4

50%

Hispanic

1

1%

0

0%

0

0%

Non-Hispanic

24

22%

10

29%

3

38%

Unknown ethnicity

1

1%

1

3%

1

13%

Other

20

18%

8

23%

2

25%

Hispanic

14

13%

6

17%

1

13%

Non-Hispanic

6

5%

2

6%

1

13%

Unknown ethnicity

0

0%

0

0%

0

0%

Unknown race

2

2%

0

0%

0

0%

Hispanic

1

1%

0

0%

0

0%

Non-Hispanic

0

0%

0

0%

0

0%

Unknown ethnicity

1

1%

0

0%

0

0%

Total

111

35

8

Outcomes for Florida residents

Highlands

Hospitalizations

35

(32% of all cases)

Deaths

8

(7% of all cases)

Statewide

Hospitalizations

9,310

(19% of all cases)

Deaths

2,233

(5% of all cases)

Cases in facility staff/residents

Highlands

Long-term care

10

(9% of all cases)

Correctional

1

(1% of all cases)

Statewide

Long-term care

8,168

(17% of all cases)

Correctional

2,275

(5% of all cases)

Hospitalization counts include anyone who was hospitalized at some point during their illness. It does not reflect the number of people currently hospitalized.

Other race includes any person with a race of American Indian/Alaskan native, Asian, native Hawaiian/Pacific Islander, or other.

## Laboratory testing for Florida residents and non-Florida residents over the past 2 weeks

### Number and percent of positive labs

These counts include the number of people for whom the department received laboratory results by day. This percent is the number of people who test positive for the first time divided by all the people tested that day, excluding people who have previously tested positive.

100%  
80%  
60%  
40%  
20%  
0%

48

2.0%

1

5/9

290

0.3%

1

5/10

70

2.8%

2

5/11

109

0.9%

1

5/12

29

6.5%

2

5/13

68

1.4%

1

5/14

14

6.7%

1

5/15

67

0.0%

0

5/16

104

0.0%

0

5/17

152

1.3%

2

5/18

403

0.2%

1

5/19

610

0.2%

1

5/20

124

2.4%

3

5/21

100

1.0%

1

5/22

Number of negatives

Percent positive

Number of positives

Date (12:00 am to 11:59 pm)

## Emergency department (ED) chief complaint and admission data for Highlands County

### Daily percent of ED visits mentioning cough, fever, or shortness of breath

25%  
20%  
15%  
10%  
5%  
0%

2/24

3/2

3/9

3/16

3/23

3/30

4/6

4/13

4/20

4/27

5/4

5/11

5/18

Date

### Daily percent of ED visits resulting in cough-associated admissions

5.0%  
4.0%  
3.0%  
2.0%  
1.0%  
0.0%

2/24

3/2

3/9

3/16

3/23

3/30

4/6

4/13

4/20

4/27

5/4

5/11

5/18

Date

### Weekly count of ED vists for influenza-like illness

40  
35  
30  
25  
20  
15  
10  
5  
0

4/5

4/12

4/19

4/26

5/3

5/10

Week start date

### Weekly count of ED vists for COVID-like illness

60  
50  
40  
30  
20  
10  
0

4/5

4/12

4/19

4/26

5/3

5/10

Week start date

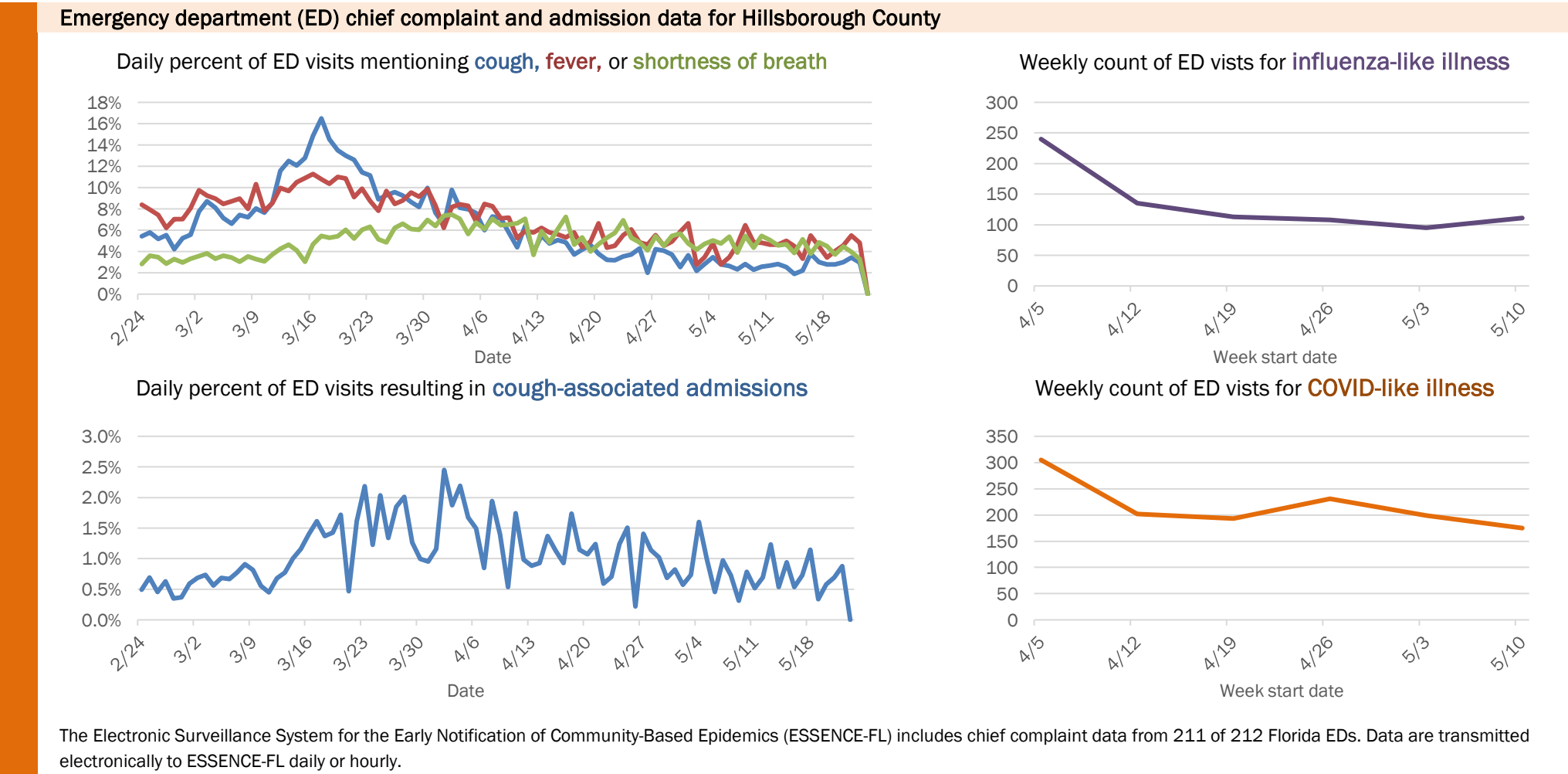
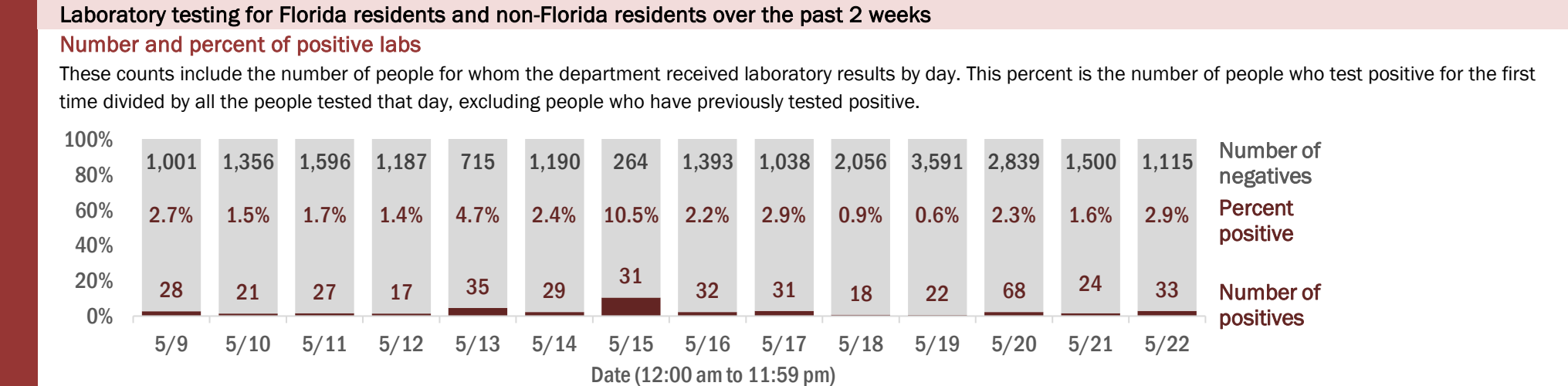
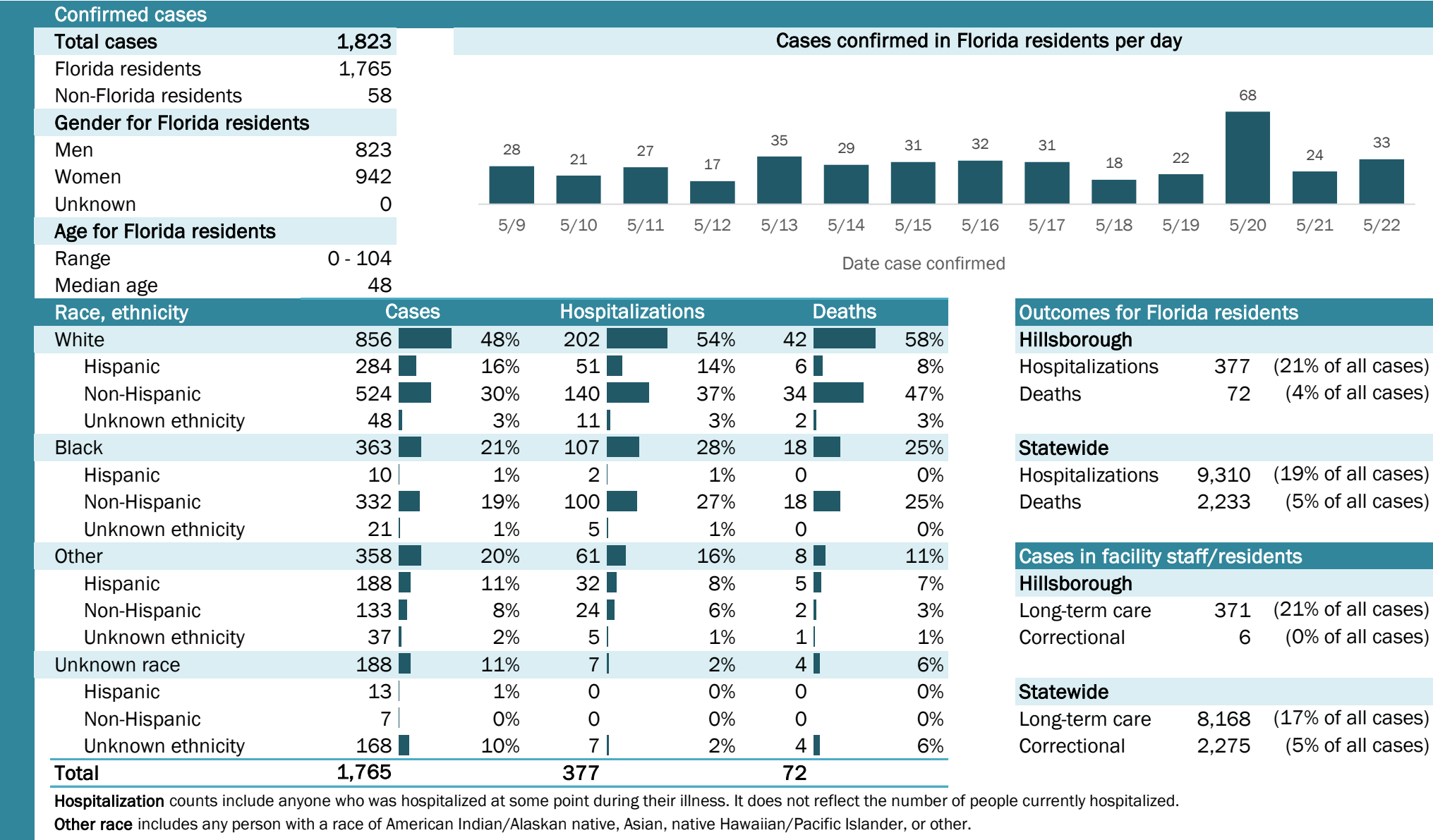
The Electronic Surveillance System for the Early Notification of Community-Based Epidemics (ESSENCE-FL) includes chief complaint data from 211 of 212 Florida EDs. Data are transmitted electronically to ESSENCE-FL daily or hourly.



# Coronavirus: summary for Hillsborough County

Data for May 23, 2020 (verified at 10 AM)

Data in this report are provisional and subject to change.



The Electronic Surveillance System for the Early Notification of Community-Based Epidemics (ESSENCE-FL) includes chief complaint data from 211 of 212 Florida EDs. Data are transmitted electronically to ESSENCE-FL daily or hourly.

Data in this report are provisional and subject to change.

Date case confirmed	Number of cases
5/9	0
5/10	0
5/11	0
5/12	0
5/13	0
5/14	0
5/15	0
5/16	0
5/17	0
5/18	0
5/19	1
5/20	2
5/21	1
5/22	0

Statewide		
Long-term care	8,168	(17% of all cases)
Correctional	2,275	(5% of all cases)

**Other race** includes any person with a race of American Indian/Alaskan native, Asian, native Hawaiian/Pacific Islander, or other.

Date (12:00 am to 11:59 pm)	Number of positives	Percent positive	Number of negatives
5/9	0	0.0%	5
5/10	0	0.0%	5
5/11	0	0.0%	6
5/12	0	0.0%	6
5/13	0	0.0%	12
5/14	0	0.0%	2
5/15	0	0.0%	0
5/16	0	0.0%	8
5/17	0	0.0%	7
5/18	0	0.0%	14
5/19	1	7.7%	12
5/20	2	5.6%	34
5/21	1	1.4%	69
5/22	0	0.0%	27

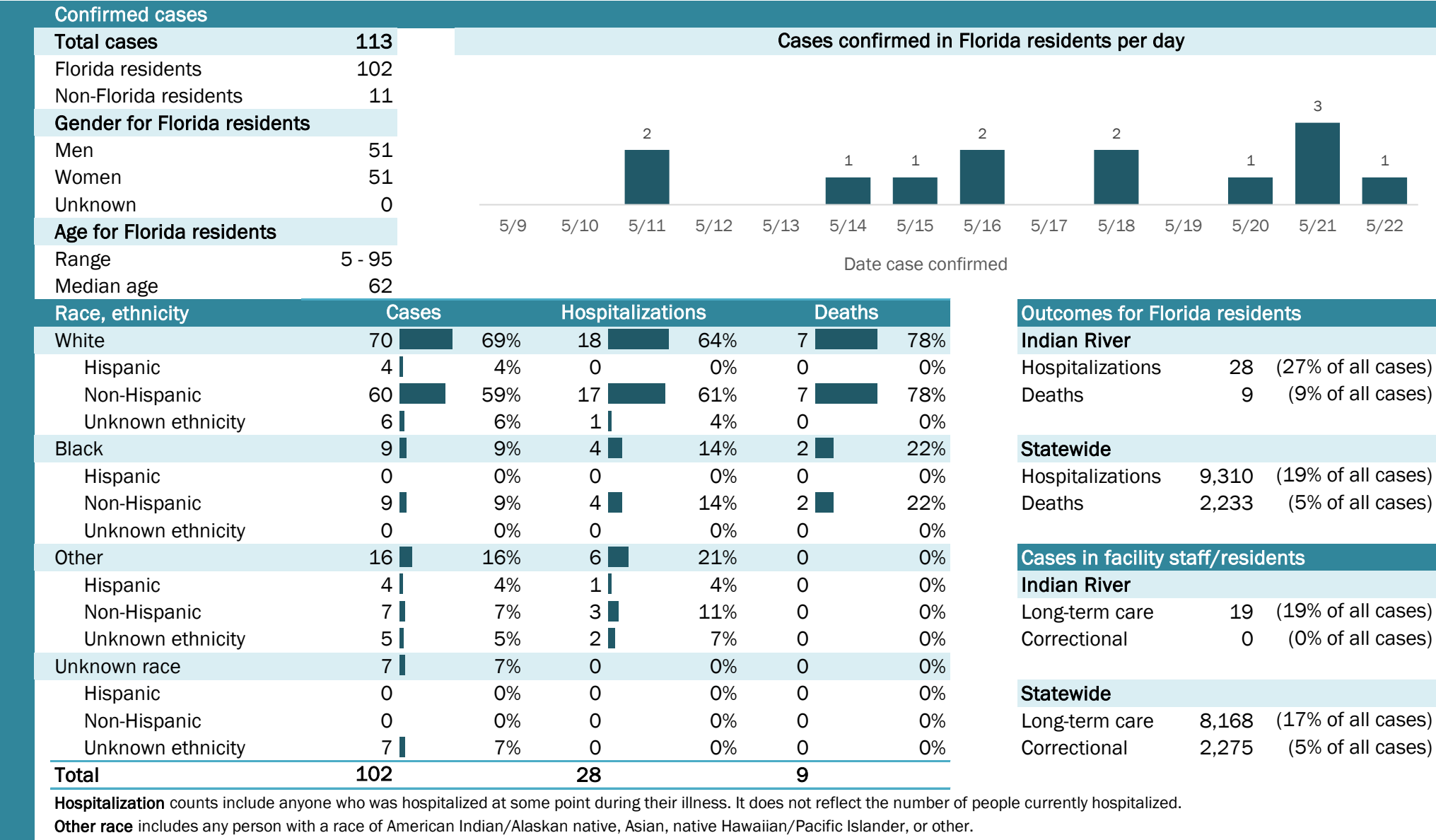
Week start date	Number of cases
4/5	4
4/12	4
4/19	5
4/26	1
5/3	5
5/10	2

The Electronic Surveillance System for the Early Notification of Community-Based Epidemics (ESSENCE-FL) includes chief complaint data from 211 of 212 Florida EDs. Data are transmitted electronically to ESSENCE-FL daily or hourly.

# Coronavirus: summary for Indian River County

Data for May 23, 2020 (verified at 10 AM)

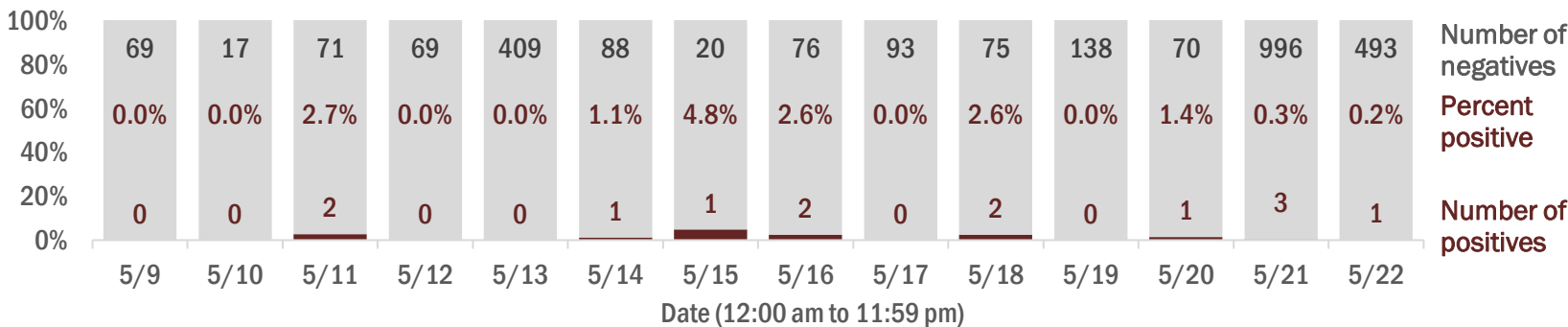
Data in this report are provisional and subject to change.



## Laboratory testing for Florida residents and non-Florida residents over the past 2 weeks

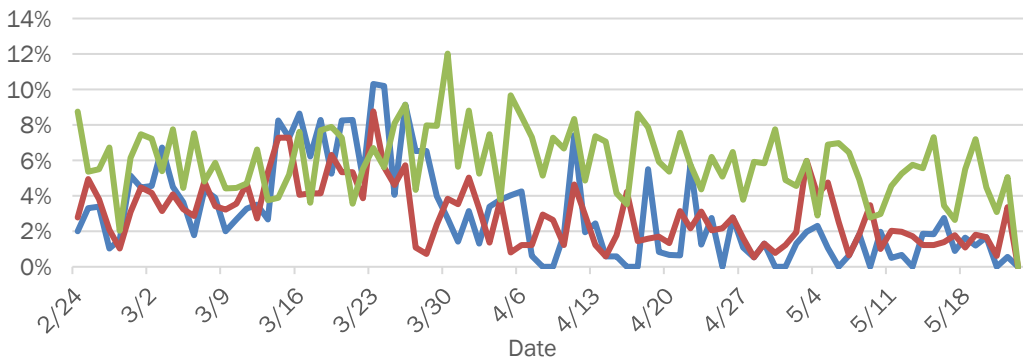
### Number and percent of positive labs

These counts include the number of people for whom the department received laboratory results by day. This percent is the number of people who test positive for the first time divided by all the people tested that day, excluding people who have previously tested positive.

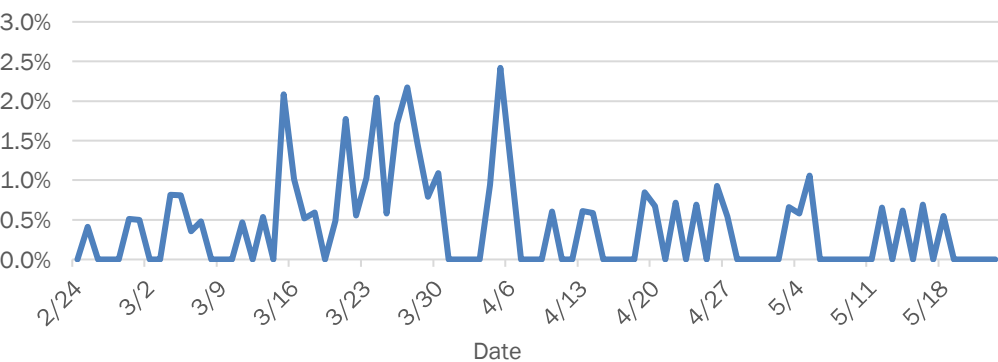


## Emergency department (ED) chief complaint and admission data for Indian River County

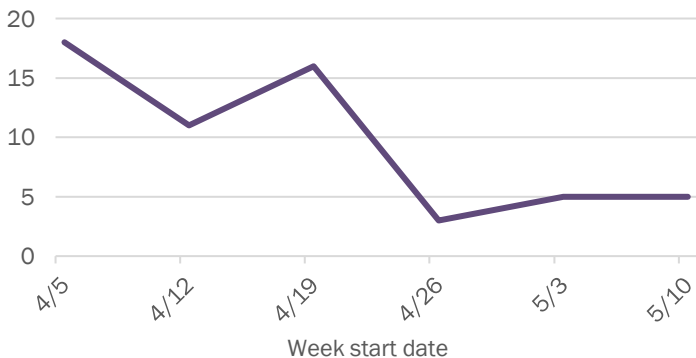
### Daily percent of ED visits mentioning cough, fever, or shortness of breath



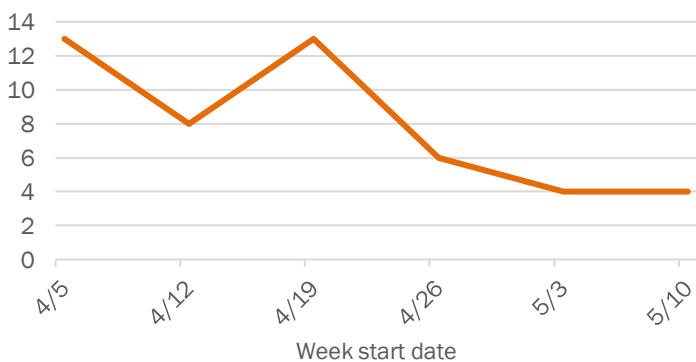
### Daily percent of ED visits resulting in cough-associated admissions



### Weekly count of ED visits for influenza-like illness



### Weekly count of ED visits for COVID-like illness

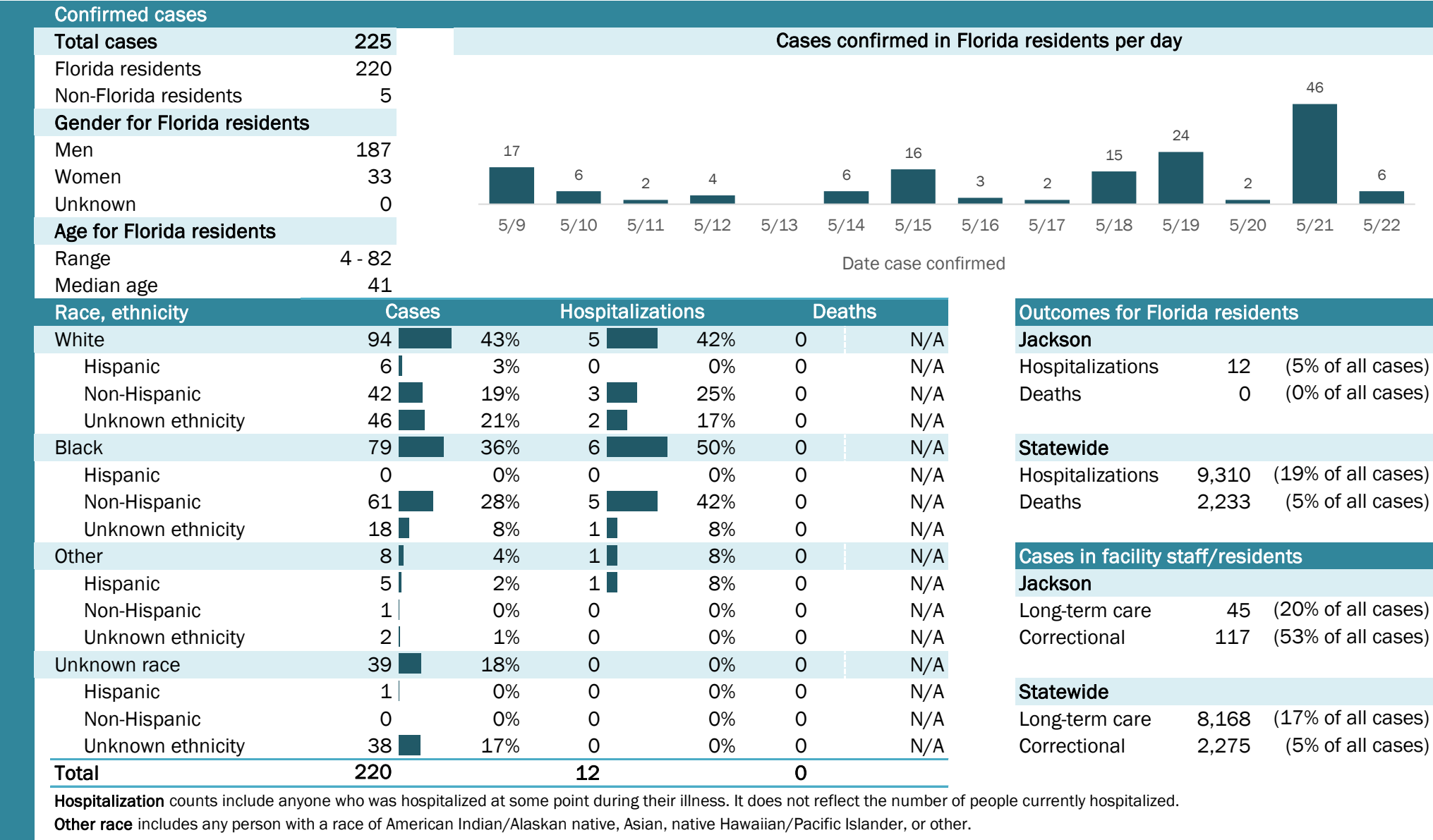


The Electronic Surveillance System for the Early Notification of Community-Based Epidemics (ESSENCE-FL) includes chief complaint data from 211 of 212 Florida EDs. Data are transmitted electronically to ESSENCE-FL daily or hourly.

# Coronavirus: summary for Jackson County

Data for May 23, 2020 (verified at 10 AM)

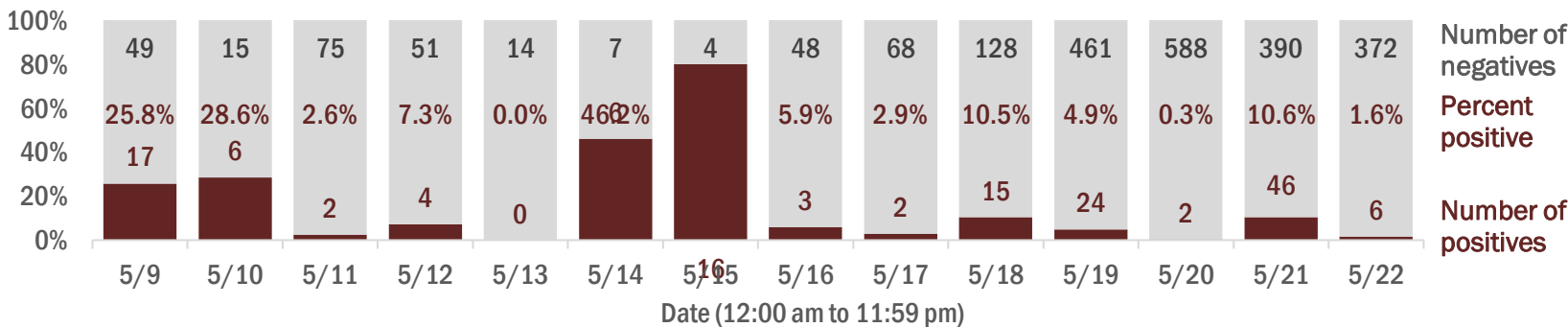
Data in this report are provisional and subject to change.



## Laboratory testing for Florida residents and non-Florida residents over the past 2 weeks

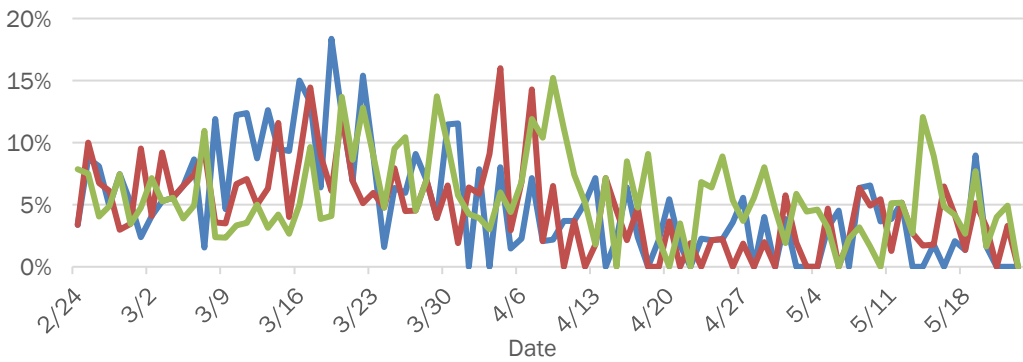
### Number and percent of positive labs

These counts include the number of people for whom the department received laboratory results by day. This percent is the number of people who test positive for the first time divided by all the people tested that day, excluding people who have previously tested positive.

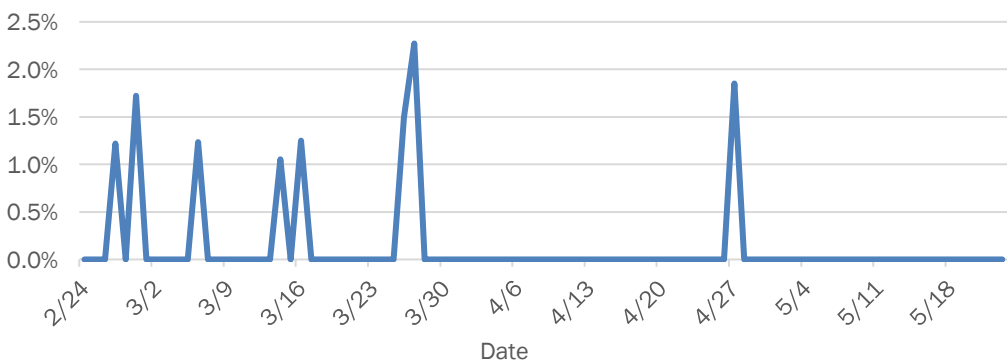


## Emergency department (ED) chief complaint and admission data for Jackson County

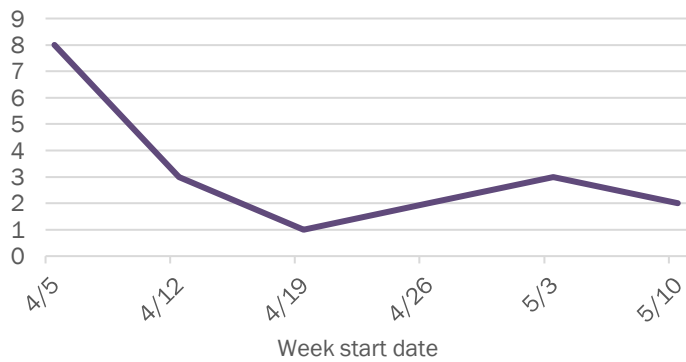
### Daily percent of ED visits mentioning cough, fever, or shortness of breath



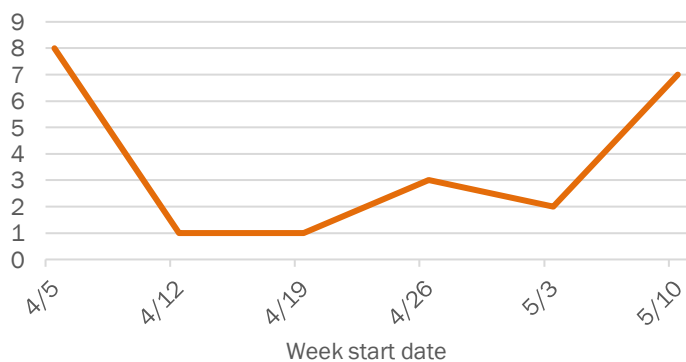
### Daily percent of ED visits resulting in cough-associated admissions



### Weekly count of ED visits for influenza-like illness



### Weekly count of ED visits for COVID-like illness



The Electronic Surveillance System for the Early Notification of Community-Based Epidemics (ESSENCE-FL) includes chief complaint data from 211 of 212 Florida EDs. Data are transmitted electronically to ESSENCE-FL daily or hourly.



# Coronavirus: summary for Jefferson County

Data for May 23, 2020 (verified at 10 AM)

Data in this report are provisional and subject to change.

Confirmed cases

Total cases

29

Cases confirmed in Florida residents per day

1

5/95/105/115/125/135/145/155/165/175/185/195/205/215/22

Date case confirmed

Florida residents

27

Non-Florida residents

2

Gender for Florida residents

Men

12

Women

15

Unknown

0

Age for Florida residents

Range

29 - 95

Median age

66

Race, ethnicity	Cases	Hospitalizations	Deaths
White	1141%	457%	267%
Hispanic	00%	00%	00%
Non-Hispanic	1037%	457%	133%
Unknown ethnicity	14%	00%	133%
Black	1244%	343%	133%
Hispanic	00%	00%	00%
Non-Hispanic	1244%	343%	133%
Unknown ethnicity	00%	00%	00%
Other	415%	00%	00%
Hispanic	311%	00%	00%
Non-Hispanic	14%	00%	00%
Unknown ethnicity	00%	00%	00%
Unknown race	00%	00%	00%
Hispanic	00%	00%	00%
Non-Hispanic	00%	00%	00%
Unknown ethnicity	00%	00%	00%
Total	27	7	3

**Hospitalization** counts include anyone who was hospitalized at some point during their illness. It does not reflect the number of people currently hospitalized.

**Other race** includes any person with a race of American Indian/Alaskan native, Asian, native Hawaiian/Pacific Islander, or other.

Outcomes for Florida residents

Jefferson

Hospitalizations

7

(26% of all cases)

Deaths

3

(11% of all cases)

Statewide

Hospitalizations

9,310

(19% of all cases)

Deaths

2,233

(5% of all cases)

Cases in facility staff/residents

Jefferson

Long-term care

20

(74% of all cases)

Correctional

0

(0% of all cases)

Statewide

Long-term care

8,168

(17% of all cases)

Correctional

2,275

(5% of all cases)

## Laboratory testing for Florida residents and non-Florida residents over the past 2 weeks

### Number and percent of positive labs

These counts include the number of people for whom the department received laboratory results by day. This percent is the number of people who test positive for the first time divided by all the people tested that day, excluding people who have previously tested positive.

Date	Number of negatives	Percent positive	Number of positives
5/9	11	0.0%	0
5/10	9	0.0%	0
5/11	31	0.0%	0
5/12	29	0.0%	0
5/13	10	0.0%	0
5/14	8	0.0%	0
5/15	1	0.0%	0
5/16	23	0.0%	0
5/17	25	0.0%	0
5/18	58	0.0%	0
5/19	34	0.0%	0
5/20	48	2.0%	1
5/21	45	0.0%	0
5/22	32	0.0%	0

## Emergency department (ED) chief complaint and admission data for Jefferson County

### Daily percent of ED visits mentioning cough, fever, or shortness of breath

### Daily percent of ED visits resulting in cough-associated admissions

### Weekly count of ED visits for influenza-like illness

### Weekly count of ED visits for COVID-like illness

The Electronic Surveillance System for the Early Notification of Community-Based Epidemics (ESSENCE-FL) includes chief complaint data from 211 of 212 Florida EDs. Data are transmitted electronically to ESSENCE-FL daily or hourly.

# Coronavirus: summary for Lafayette County

Data for May 23, 2020 (verified at 10 AM)

Data in this report are provisional and subject to change.

Confirmed cases

Total cases

8

Cases confirmed in Florida residents per day

2

1

1

1

Florida residents

8

Non-Florida residents

0

Gender for Florida residents

Men

5

Women

3

Unknown

0

Age for Florida residents

Range

19 - 98

Median age

40

Race, ethnicity	Cases	Hospitalizations	Deaths
White	8100%	1100%	0N/A
Hispanic	225%	00%	0N/A
Non-Hispanic	675%	1100%	0N/A
Unknown ethnicity	00%	00%	0N/A
Black	00%	00%	0N/A
Hispanic	00%	00%	0N/A
Non-Hispanic	00%	00%	0N/A
Unknown ethnicity	00%	00%	0N/A
Other	00%	00%	0N/A
Hispanic	00%	00%	0N/A
Non-Hispanic	00%	00%	0N/A
Unknown ethnicity	00%	00%	0N/A
Unknown race	00%	00%	0N/A
Hispanic	00%	00%	0N/A
Non-Hispanic	00%	00%	0N/A
Unknown ethnicity	00%	00%	0N/A
Total	8	1	0

Hospitalization

counts include anyone who was hospitalized at some point during their illness. It does not reflect the number of people currently hospitalized.

Other race

includes any person with a race of American Indian/Alaskan native, Asian, native Hawaiian/Pacific Islander, or other.

Outcomes for Florida residents

Lafayette

Hospitalizations

1

(13% of all cases)

Deaths

0

(0% of all cases)

Statewide

Hospitalizations

9,310

(19% of all cases)

Deaths

2,233

(5% of all cases)

Cases in facility staff/residents

Lafayette

Long-term care

7

(88% of all cases)

Correctional

0

(0% of all cases)

Statewide

Long-term care

8,168

(17% of all cases)

Correctional

2,275

(5% of all cases)

## Laboratory testing for Florida residents and non-Florida residents over the past 2 weeks

### Number and percent of positive labs

These counts include the number of people for whom the department received laboratory results by day. This percent is the number of people who test positive for the first time divided by all the people tested that day, excluding people who have previously tested positive.

Date	Number of negatives	Percent positive	Number of positives
5/9	3	0.0%	0
5/10	3	0.0%	0
5/11	6	25.0%	2
5/12	2	0.0%	0
5/13	9	0.0%	0
5/14	1	0.0%	0
5/15	1	50.0%	1
5/16	17	0.0%	0
5/17	3	0.0%	0
5/18	9	0.0%	0
5/19	26	0.0%	0
5/20	165	0.0%	0
5/21	5	16.7%	1
5/22	20	4.8%	1

## Emergency department (ED) chief complaint and admission data for Lafayette County

### Daily percent of ED visits mentioning cough, fever, or shortness of breath

### Daily percent of ED visits resulting in cough-associated admissions

### Weekly count of ED visits for influenza-like illness

### Weekly count of ED visits for COVID-like illness

The Electronic Surveillance System for the Early Notification of Community-Based Epidemics (ESSENCE-FL) includes chief complaint data from 211 of 212 Florida EDs. Data are transmitted electronically to ESSENCE-FL daily or hourly.

# Coronavirus: summary for Lake County

Data for May 23, 2020 (verified at 10 AM)

Data in this report are provisional and subject to change.

Confirmed cases

Total cases	271
Florida residents	258
Non-Florida residents	13
Gender for Florida residents	
Men	128
Women	130
Unknown	0
Age for Florida residents	
Range	1 - 98
Median age	51

Cases confirmed in Florida residents per day

Date	Cases
5/9	1
5/10	2
5/11	3
5/12	1
5/13	0
5/14	1
5/15	2
5/16	2
5/17	1
5/18	2
5/19	3
5/20	5
5/21	2
5/22	4

Race, ethnicity	Cases	Hospitalizations	Deaths
White	134 52%	36 53%	10 67%
Hispanic	20 8%	3 4%	2 13%
Non-Hispanic	112 43%	32 47%	8 53%
Unknown ethnicity	2 1%	1 1%	0 0%
Black	37 14%	7 10%	0 0%
Hispanic	1 0%	0 0%	0 0%
Non-Hispanic	36 14%	7 10%	0 0%
Unknown ethnicity	0 0%	0 0%	0 0%
Other	74 29%	23 34%	5 33%
Hispanic	51 20%	14 21%	3 20%
Non-Hispanic	21 8%	8 12%	2 13%
Unknown ethnicity	2 1%	1 1%	0 0%
Unknown race	13 5%	2 3%	0 0%
Hispanic	0 0%	0 0%	0 0%
Non-Hispanic	1 0%	0 0%	0 0%
Unknown ethnicity	12 5%	2 3%	0 0%
Total	258	68	15

**Hospitalization** counts include anyone who was hospitalized at some point during their illness. It does not reflect the number of people currently hospitalized.

**Other race** includes any person with a race of American Indian/Alaskan native, Asian, native Hawaiian/Pacific Islander, or other.

Outcomes for Florida residents

Lake

Hospitalizations	68	(26% of all cases)
Deaths	15	(6% of all cases)

Statewide

Hospitalizations	9,310	(19% of all cases)
Deaths	2,233	(5% of all cases)

Cases in facility staff/residents

Lake

Long-term care	10	(4% of all cases)
Correctional	2	(1% of all cases)

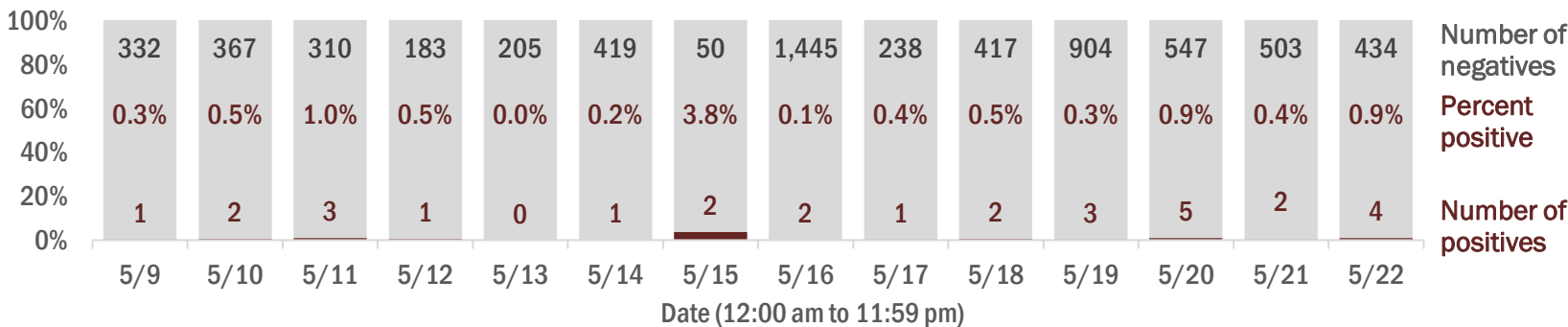
Statewide

Long-term care	8,168	(17% of all cases)
Correctional	2,275	(5% of all cases)

## Laboratory testing for Florida residents and non-Florida residents over the past 2 weeks

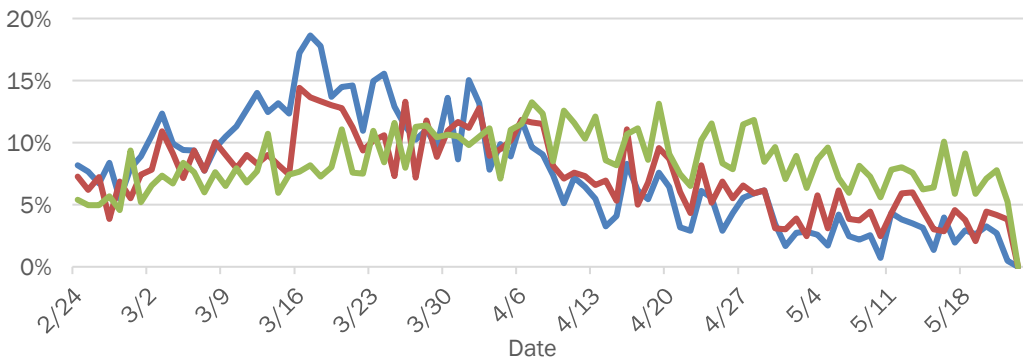
### Number and percent of positive labs

These counts include the number of people for whom the department received laboratory results by day. This percent is the number of people who test positive for the first time divided by all the people tested that day, excluding people who have previously tested positive.

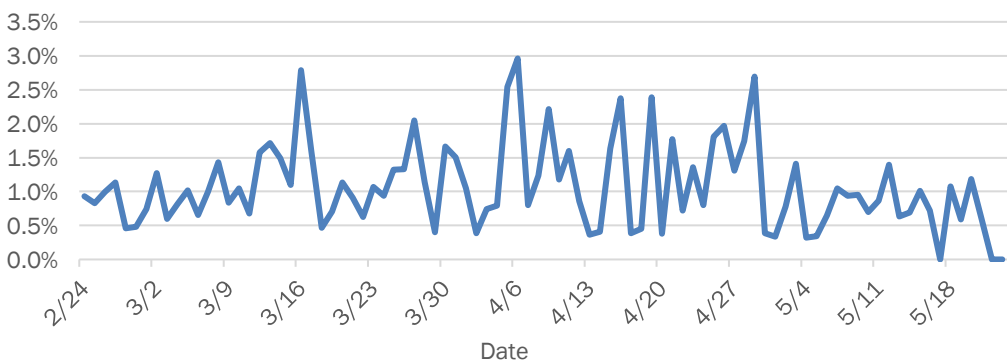


## Emergency department (ED) chief complaint and admission data for Lake County

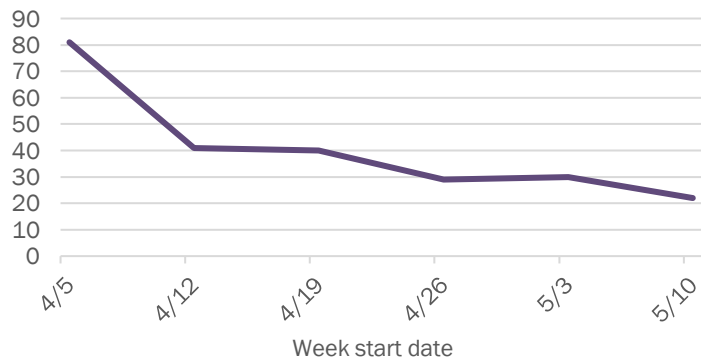
### Daily percent of ED visits mentioning cough, fever, or shortness of breath



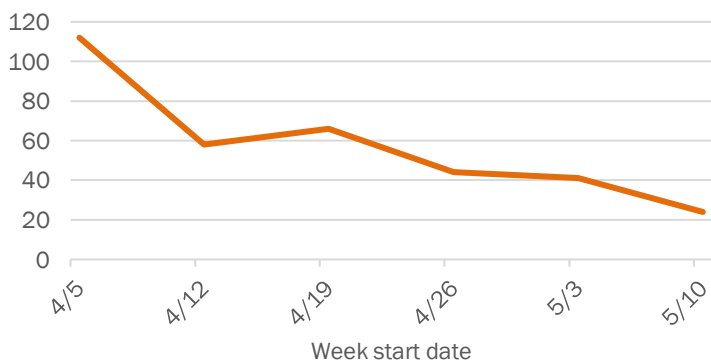
### Daily percent of ED visits resulting in cough-associated admissions



### Weekly count of ED visits for influenza-like illness



### Weekly count of ED visits for COVID-like illness

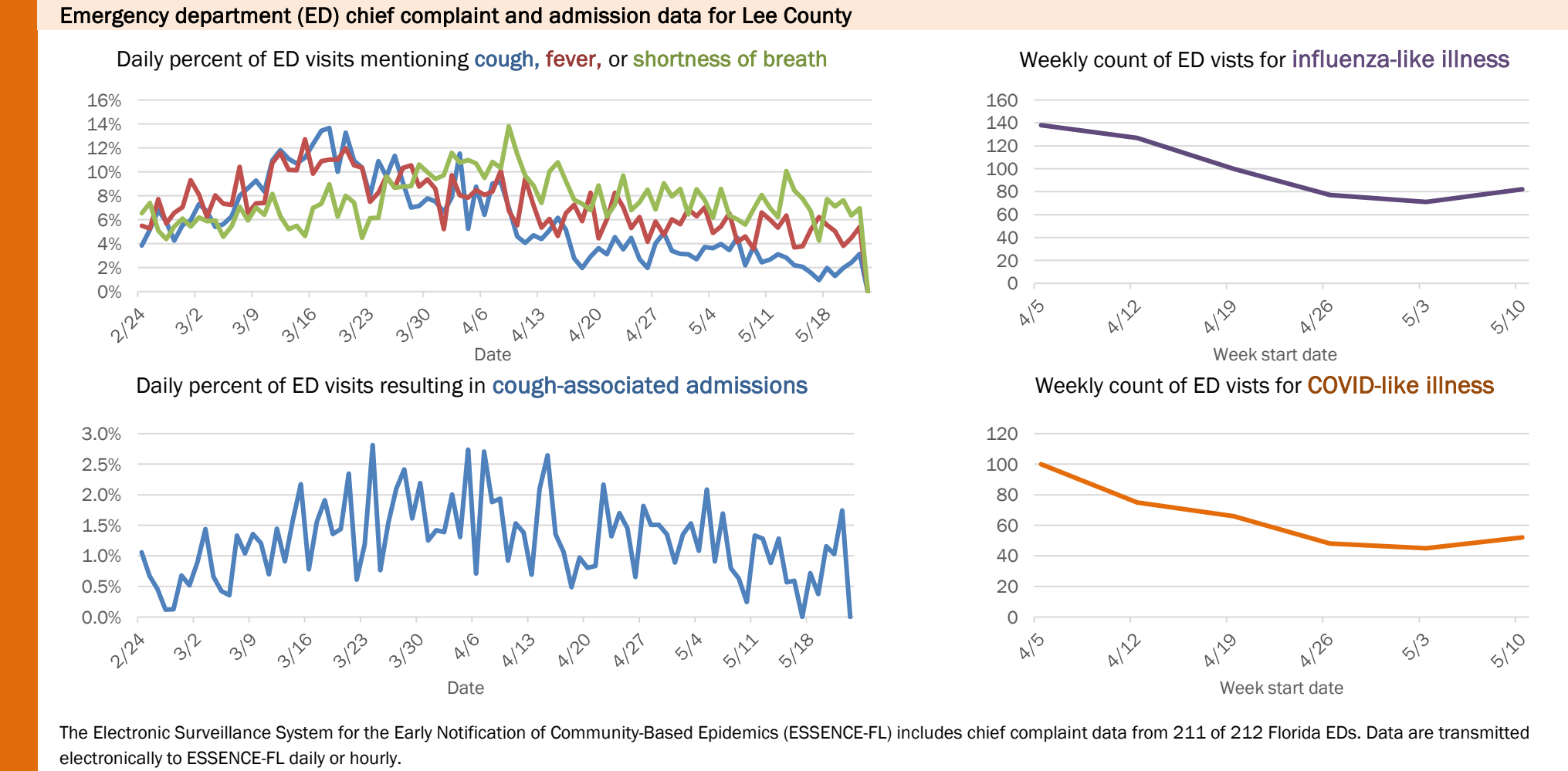
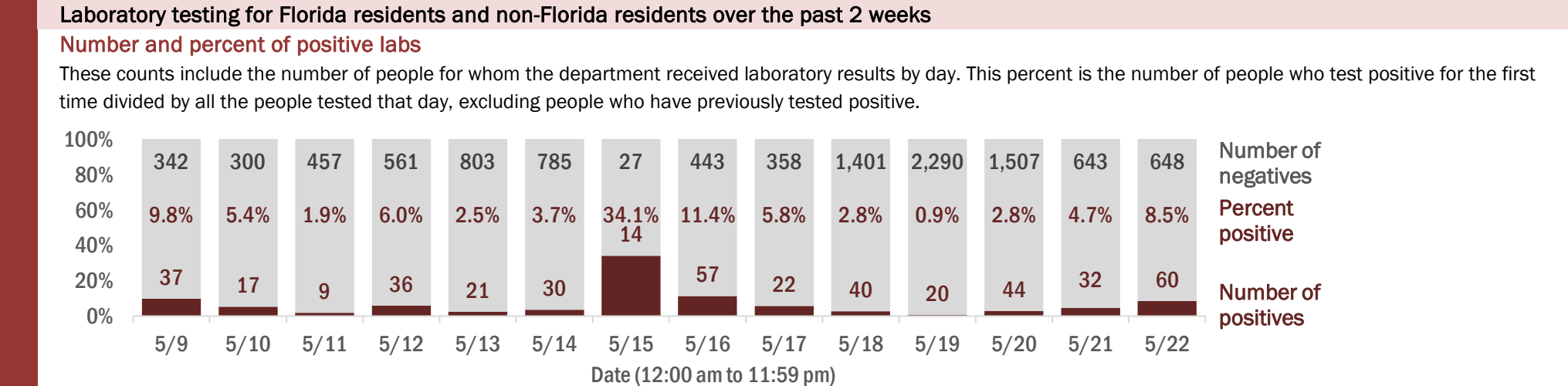
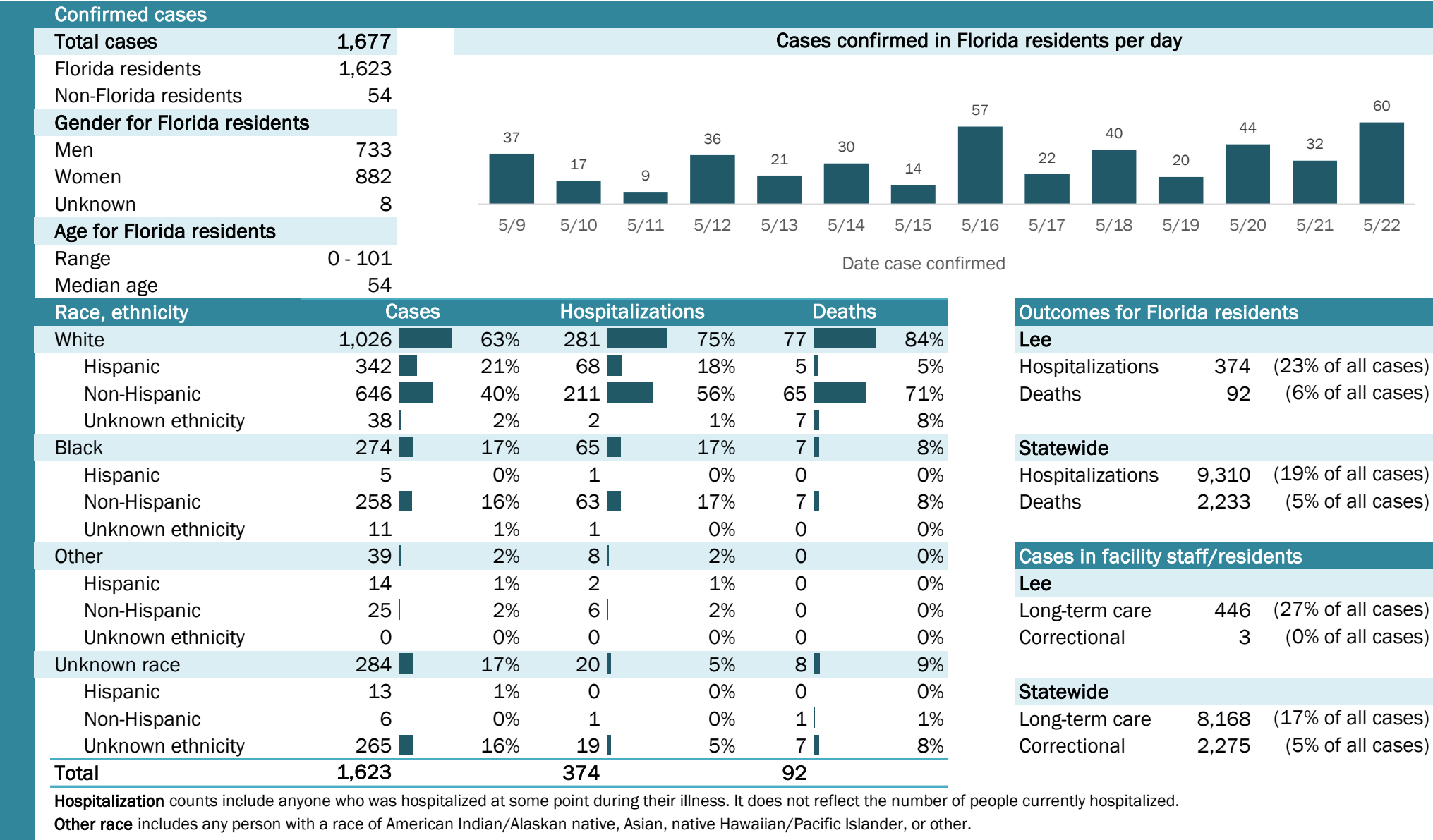


The Electronic Surveillance System for the Early Notification of Community-Based Epidemics (ESSENCE-FL) includes chief complaint data from 211 of 212 Florida EDs. Data are transmitted electronically to ESSENCE-FL daily or hourly.

# Coronavirus: summary for Lee County

Data for May 23, 2020 (verified at 10 AM)

Data in this report are provisional and subject to change.



The Electronic Surveillance System for the Early Notification of Community-Based Epidemics (ESSENCE-FL) includes chief complaint data from 211 of 212 Florida EDs. Data are transmitted electronically to ESSENCE-FL daily or hourly.



# Coronavirus: summary for Leon County

Data for May 23, 2020 (verified at 10 AM)

Data in this report are provisional and subject to change.

Confirmed cases

Total cases

330

Florida residents

308

Non-Florida residents

22

Gender for Florida residents

Men

142

Women

166

Unknown

0

Age for Florida residents

Range

2 - 86

Median age

40

Cases confirmed in Florida residents per day

3

5/9

1

5/10

4

5/11

11

5/12

5

5/13

5/14

1

5/15

4

5/16

9

5/17

15

5/18

1

5/19

9

5/20

5

5/21

5

5/22

Date case confirmed

Race, ethnicity

Cases

Hospitalizations

Deaths

White

120

39%

18

51%

3

50%

Hispanic

12

4%

1

3%

0

0%

Non-Hispanic

105

34%

16

46%

3

50%

Unknown ethnicity

3

1%

1

3%

0

0%

Black

165

54%

15

43%

3

50%

Hispanic

5

2%

0

0%

0

0%

Non-Hispanic

156

51%

15

43%

3

50%

Unknown ethnicity

4

1%

0

0%

0

0%

Other

7

2%

1

3%

0

0%

Hispanic

2

1%

1

3%

0

0%

Non-Hispanic

5

2%

0

0%

0

0%

Unknown ethnicity

0

0%

0

0%

0

0%

Unknown race

16

5%

1

3%

0

0%

Hispanic

1

0%

0

0%

0

0%

Non-Hispanic

1

0%

0

0%

0

0%

Unknown ethnicity

14

5%

1

3%

0

0%

Total

308

35

6

Outcomes for Florida residents

Leon

Hospitalizations

35

(11% of all cases)

Deaths

6

(2% of all cases)

Statewide

Hospitalizations

9,310

(19% of all cases)

Deaths

2,233

(5% of all cases)

Cases in facility staff/residents

Leon

Long-term care

80

(26% of all cases)

Correctional

16

(5% of all cases)

Statewide

Long-term care

8,168

(17% of all cases)

Correctional

2,275

(5% of all cases)

Hospitalization counts include anyone who was hospitalized at some point during their illness. It does not reflect the number of people currently hospitalized.

Other race includes any person with a race of American Indian/Alaskan native, Asian, native Hawaiian/Pacific Islander, or other.

## Laboratory testing for Florida residents and non-Florida residents over the past 2 weeks

### Number and percent of positive labs

These counts include the number of people for whom the department received laboratory results by day. This percent is the number of people who test positive for the first time divided by all the people tested that day, excluding people who have previously tested positive.

100%

80%

60%

40%

20%

0%

378

0.8%

3

5/9

712

0.1%

1

5/10

723

0.6%

4

5/11

601

1.8%

11

5/12

302

1.6%

5

5/13

267

0.0%

0

5/14

136

0.7%

1

5/15

258

1.5%

4

5/16

255

3.4%

9

5/17

552

2.6%

15

5/18

1,208

0.1%

1

5/19

759

1.2%

9

5/20

410

1.2%

5

5/21

352

1.4%

5

5/22

Number of negatives

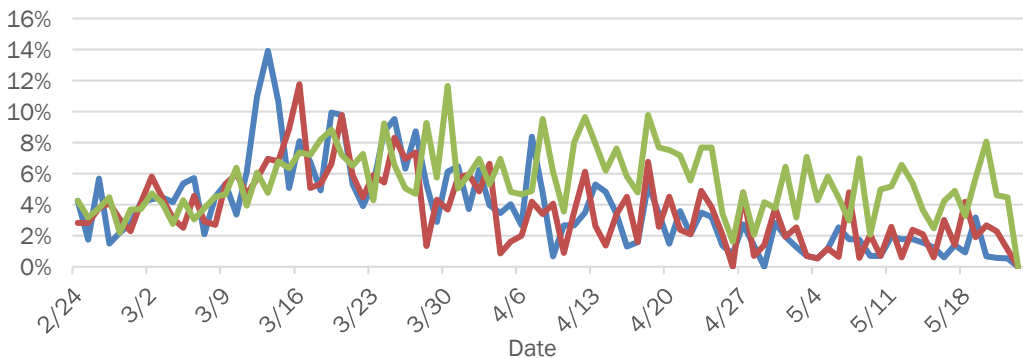
Percent positive

Number of positives

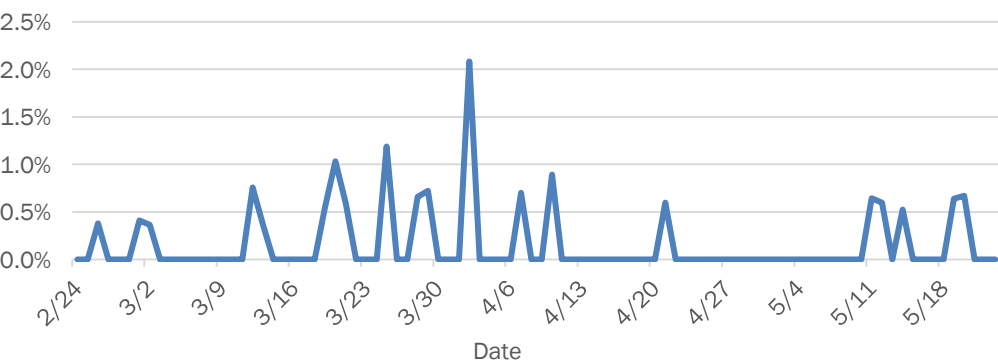
Date (12:00 am to 11:59 pm)

## Emergency department (ED) chief complaint and admission data for Leon County

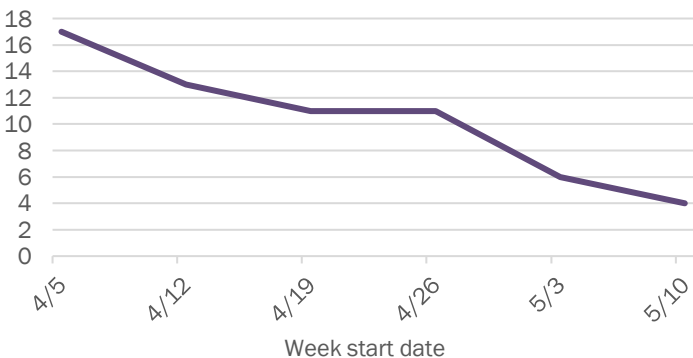
### Daily percent of ED visits mentioning cough, fever, or shortness of breath



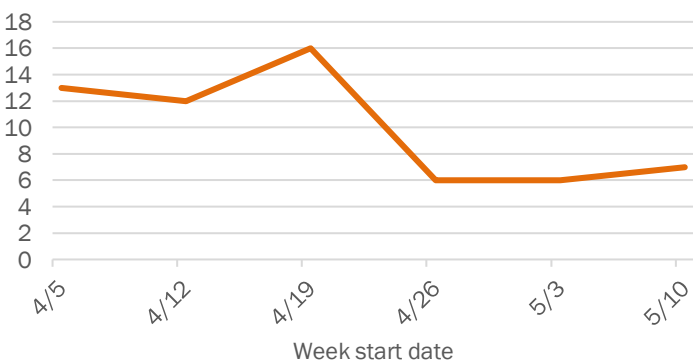
### Daily percent of ED visits resulting in cough-associated admissions



### Weekly count of ED vists for influenza-like illness



### Weekly count of ED vists for COVID-like illness



The Electronic Surveillance System for the Early Notification of Community-Based Epidemics (ESSENCE-FL) includes chief complaint data from 211 of 212 Florida EDs. Data are transmitted electronically to ESSENCE-FL daily or hourly.

# Coronavirus: summary for Levy County

Data for May 23, 2020 (verified at 10 AM)

Data in this report are provisional and subject to change.

Confirmed cases

Total cases

27

Florida residents

27

Non-Florida residents

0

Gender for Florida residents

Men

7

Women

20

Unknown

0

Age for Florida residents

Range

16 - 99

Median age

49

Cases confirmed in Florida residents per day

1

2

1

1

1

5/9

5/10

5/11

5/12

5/13

5/14

5/15

5/16

5/17

5/18

5/19

5/20

5/21

5/22

Date case confirmed

Race, ethnicity	Cases	Hospitalizations	Deaths
White	1659%	133%	0N/A
Hispanic	27%	00%	0N/A
Non-Hispanic	1452%	133%	0N/A
Unknown ethnicity	00%	00%	0N/A
Black	519%	133%	0N/A
Hispanic	00%	00%	0N/A
Non-Hispanic	519%	133%	0N/A
Unknown ethnicity	00%	00%	0N/A
Other	14%	133%	0N/A
Hispanic	14%	133%	0N/A
Non-Hispanic	00%	00%	0N/A
Unknown ethnicity	00%	00%	0N/A
Unknown race	519%	00%	0N/A
Hispanic	00%	00%	0N/A
Non-Hispanic	00%	00%	0N/A
Unknown ethnicity	519%	00%	0N/A
Total	27	3	0

Hospitalization

counts include anyone who was hospitalized at some point during their illness. It does not reflect the number of people currently hospitalized.

Other race

includes any person with a race of American Indian/Alaskan native, Asian, native Hawaiian/Pacific Islander, or other.

Outcomes for Florida residents

Levy

Hospitalizations

3

(11% of all cases)

Deaths

0

(0% of all cases)

Statewide

Hospitalizations

9,310

(19% of all cases)

Deaths

2,233

(5% of all cases)

Cases in facility staff/residents

Levy

Long-term care

7

(26% of all cases)

Correctional

1

(4% of all cases)

Statewide

Long-term care

8,168

(17% of all cases)

Correctional

2,275

(5% of all cases)

## Laboratory testing for Florida residents and non-Florida residents over the past 2 weeks

### Number and percent of positive labs

These counts include the number of people for whom the department received laboratory results by day. This percent is the number of people who test positive for the first time divided by all the people tested that day, excluding people who have previously tested positive.

100%

80%

60%

40%

20%

0%

24

36

39

0

21

18

23

26

37

64

335

95

37

43

0.0%

0.0%

0.0%

0.0%

0.0%

10.0%

0.0%

3.7%

0.0%

0.0%

0.3%

1.0%

0.0%

0.0%

0

0

0

0

0

2

0

1

0

0

1

1

0

0

5/9

5/10

5/11

5/12

5/13

5/14

5/15

5/16

5/17

5/18

5/19

5/20

5/21

5/22

Date (12:00 am to 11:59 pm)

Number of negatives

Percent positive

Number of positives

## Emergency department (ED) chief complaint and admission data for Levy County

Daily percent of ED visits mentioning cough, fever, or shortness of breath

30%

25%

20%

15%

10%

5%

0%

2/24

3/2

3/9

3/16

3/23

3/30

4/6

4/13

4/20

4/27

5/4

5/11

5/18

Date

Daily percent of ED visits resulting in cough-associated admissions

10.0%

8.0%

6.0%

4.0%

2.0%

0.0%

2/24

3/2

3/9

3/16

3/23

3/30

4/6

4/13

4/20

4/27

5/4

5/11

5/18

Date

Weekly count of ED vists for influenza-like illness

8

7

6

5

4

3

2

1

0

4/5

4/12

4/19

4/26

5/3

5/10

Week start date

Weekly count of ED vists for COVID-like illness

7

6

5

4

3

2

1

0

4/5

4/12

4/19

4/26

5/3

5/10

Week start date

The Electronic Surveillance System for the Early Notification of Community-Based Epidemics (ESSENCE-FL) includes chief complaint data from 211 of 212 Florida EDs. Data are transmitted electronically to ESSENCE-FL daily or hourly.

# Coronavirus: summary for Liberty County

Data for May 23, 2020 (verified at 10 AM)

Data in this report are provisional and subject to change.

Confirmed cases

Total cases	204
Florida residents	204
Non-Florida residents	0
Gender for Florida residents	
Men	199
Women	5
Unknown	0
Age for Florida residents	
Range	20 - 73
Median age	41

Cases confirmed in Florida residents per day

Date	Cases
5/9	2
5/10	0
5/11	0
5/12	0
5/13	1
5/14	0
5/15	0
5/16	0
5/17	0
5/18	0
5/19	0
5/20	0
5/21	5
5/22	0

Race, ethnicity	Cases	Hospitalizations	Deaths
White	108	0	0
Hispanic	5	0	0
Non-Hispanic	49	0	0
Unknown ethnicity	54	0	0
Black	89	0	0
Hispanic	0	0	0
Non-Hispanic	75	0	0
Unknown ethnicity	14	0	0
Other	5	1	0
Hispanic	1	0	0
Non-Hispanic	0	0	0
Unknown ethnicity	4	1	0
Unknown race	2	0	0
Hispanic	0	0	0
Non-Hispanic	0	0	0
Unknown ethnicity	2	0	0
Total	204	1	0

Outcomes for Florida residents

Liberty

Hospitalizations	1	(0% of all cases)
Deaths	0	(0% of all cases)

Statewide

Hospitalizations	9,310	(19% of all cases)
Deaths	2,233	(5% of all cases)

Cases in facility staff/residents

Liberty

Long-term care	3	(1% of all cases)
Correctional	196	(96% of all cases)

Statewide

Long-term care	8,168	(17% of all cases)
Correctional	2,275	(5% of all cases)

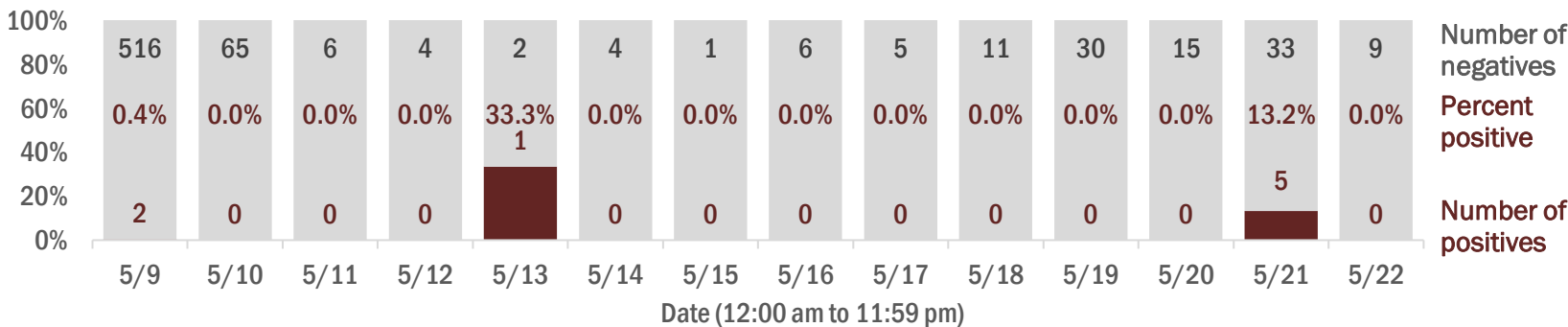
**Hospitalization** counts include anyone who was hospitalized at some point during their illness. It does not reflect the number of people currently hospitalized.

**Other race** includes any person with a race of American Indian/Alaskan native, Asian, native Hawaiian/Pacific Islander, or other.

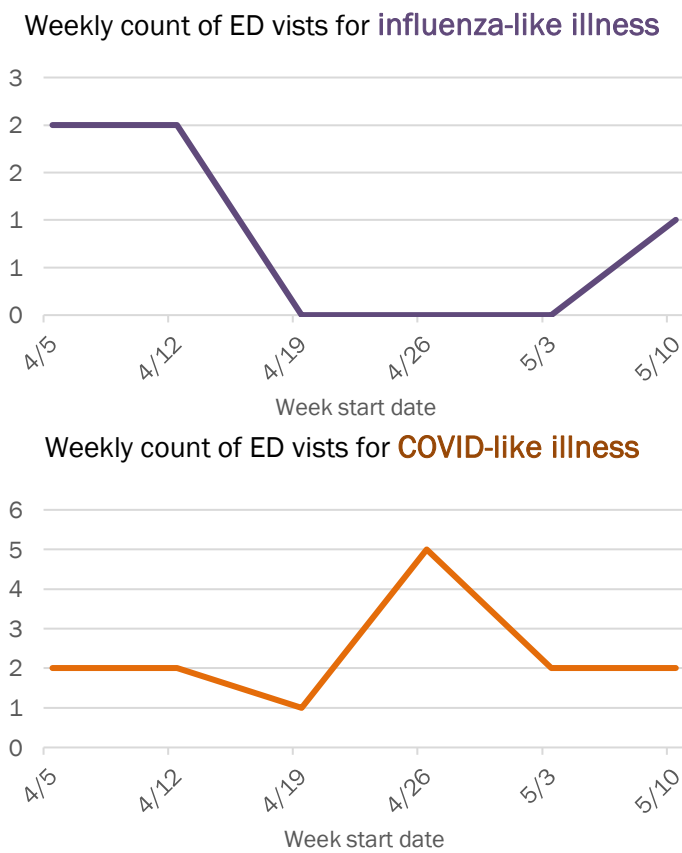
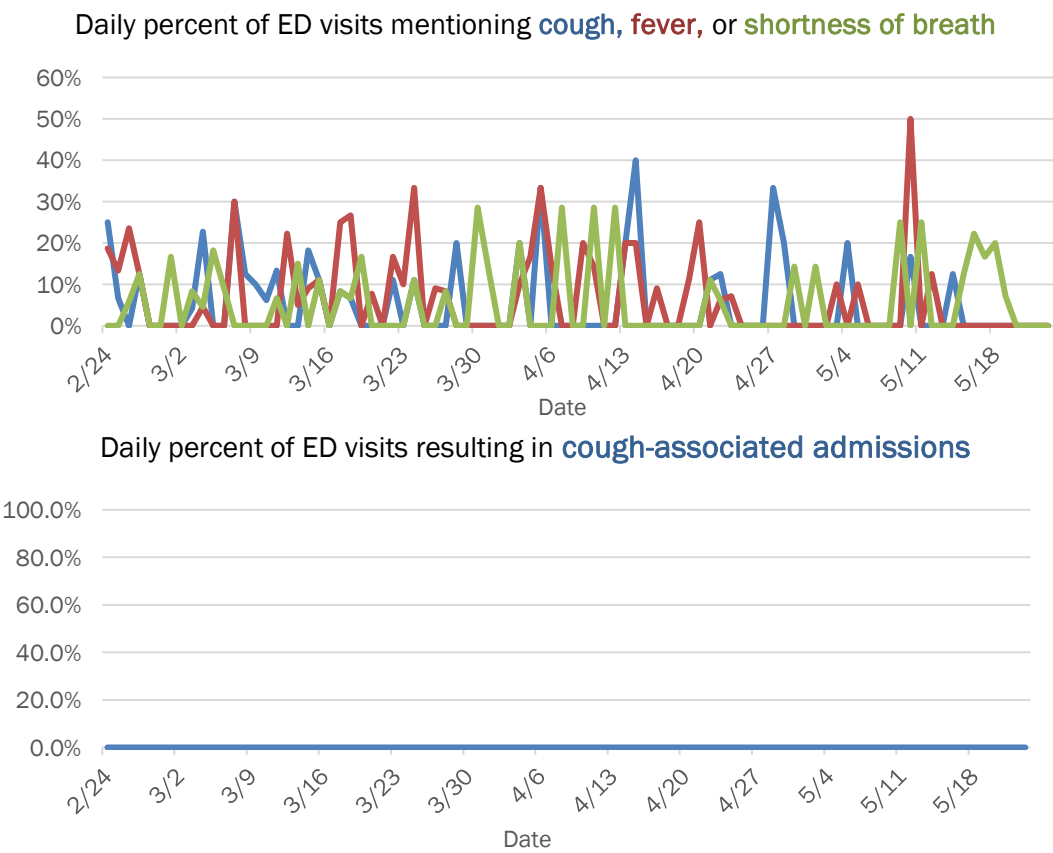
## Laboratory testing for Florida residents and non-Florida residents over the past 2 weeks

### Number and percent of positive labs

These counts include the number of people for whom the department received laboratory results by day. This percent is the number of people who test positive for the first time divided by all the people tested that day, excluding people who have previously tested positive.



## Emergency department (ED) chief complaint and admission data for Liberty County



The Electronic Surveillance System for the Early Notification of Community-Based Epidemics (ESSENCE-FL) includes chief complaint data from 211 of 212 Florida EDs. Data are transmitted electronically to ESSENCE-FL daily or hourly.

# Coronavirus: summary for Madison County

Data for May 23, 2020 (verified at 10 AM)

Data in this report are provisional and subject to change.

Confirmed cases

Total cases

67

Florida residents

63

Non-Florida residents

4

Gender for Florida residents

Men

26

Women

37

Unknown

0

Age for Florida residents

Range

0 - 98

Median age

57

Cases confirmed in Florida residents per day

1

5/13

1

5/16

1

5/17

2

5/19

1

5/22

Date case confirmed

Race, ethnicity	Cases	Hospitalizations	Deaths
White	2032%	00%	00%
Hispanic	00%	00%	00%
Non-Hispanic	1727%	00%	00%
Unknown ethnicity	35%	00%	00%
Black	3657%	4100%	3100%
Hispanic	00%	00%	00%
Non-Hispanic	3149%	4100%	3100%
Unknown ethnicity	58%	00%	00%
Other	46%	00%	00%
Hispanic	12%	00%	00%
Non-Hispanic	23%	00%	00%
Unknown ethnicity	12%	00%	00%
Unknown race	35%	00%	00%
Hispanic	00%	00%	00%
Non-Hispanic	00%	00%	00%
Unknown ethnicity	35%	00%	00%
Total	63	4	3

Hospitalization

counts include anyone who was hospitalized at some point during their illness. It does not reflect the number of people currently hospitalized.

Other race

includes any person with a race of American Indian/Alaskan native, Asian, native Hawaiian/Pacific Islander, or other.

Outcomes for Florida residents

Madison

Hospitalizations

4

(6% of all cases)

Deaths

3

(5% of all cases)

Statewide

Hospitalizations

9,310

(19% of all cases)

Deaths

2,233

(5% of all cases)

Cases in facility staff/residents

Madison

Long-term care

43

(68% of all cases)

Correctional

0

(0% of all cases)

Statewide

Long-term care

8,168

(17% of all cases)

Correctional

2,275

(5% of all cases)

## Laboratory testing for Florida residents and non-Florida residents over the past 2 weeks

### Number and percent of positive labs

These counts include the number of people for whom the department received laboratory results by day. This percent is the number of people who test positive for the first time divided by all the people tested that day, excluding people who have previously tested positive.

Date	Number of negatives	Percent positive	Number of positives
5/9	8	0.0%	0
5/10	6	0.0%	0
5/11	21	0.0%	0
5/12	33	0.0%	0
5/13	14	6.7%	1
5/14	6	0.0%	0
5/15	0	0.0%	0
5/16	19	5.0%	1
5/17	15	6.3%	1
5/18	46	0.0%	0
5/19	38	5.0%	2
5/20	18	0.0%	0
5/21	27	0.0%	0
5/22	177	0.6%	1

## Emergency department (ED) chief complaint and admission data for Madison County

### Daily percent of ED visits mentioning cough, fever, or shortness of breath

### Daily percent of ED visits resulting in cough-associated admissions

### Weekly count of ED visits for influenza-like illness

### Weekly count of ED visits for COVID-like illness

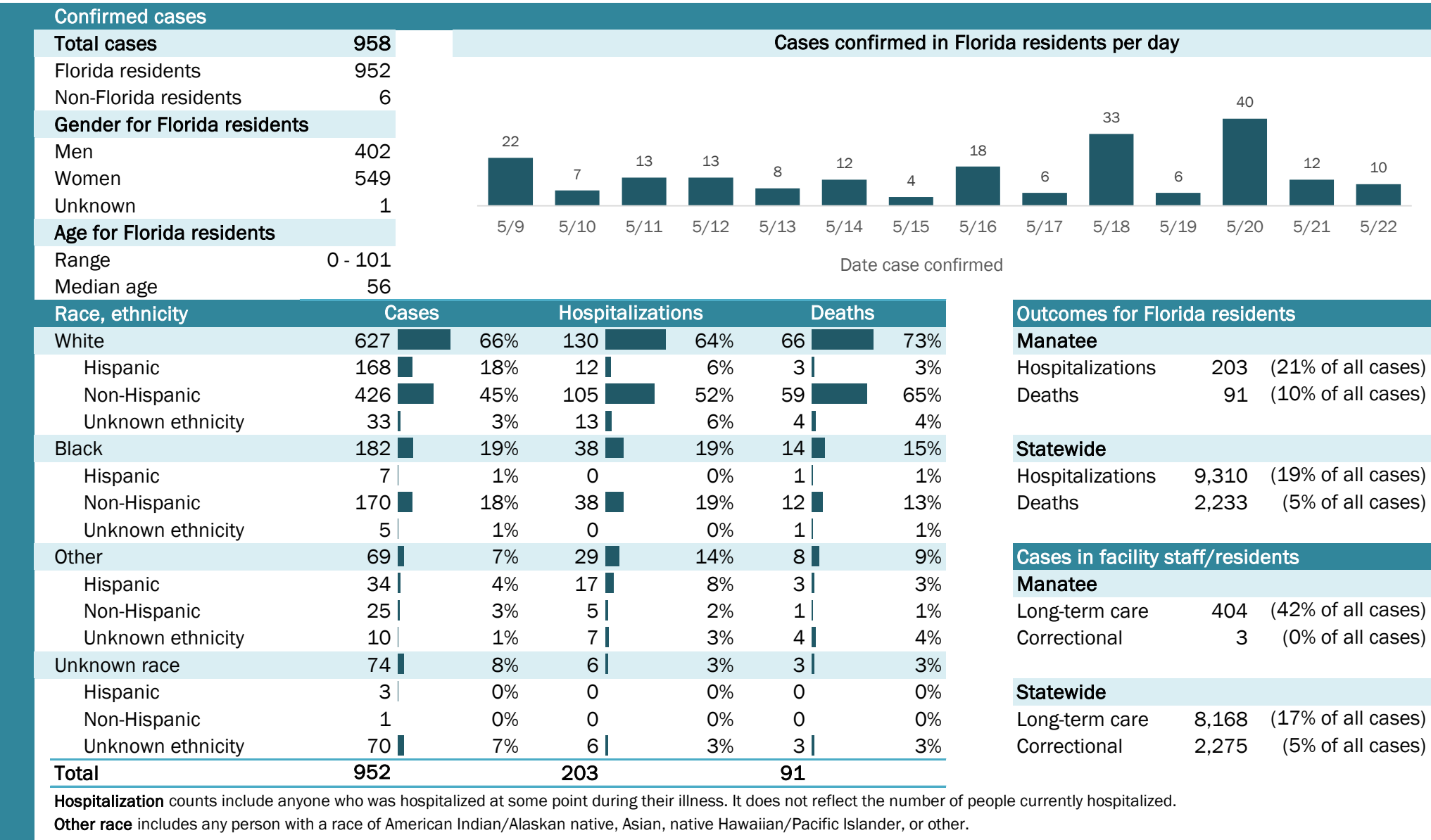
The Electronic Surveillance System for the Early Notification of Community-Based Epidemics (ESSENCE-FL) includes chief complaint data from 211 of 212 Florida EDs. Data are transmitted electronically to ESSENCE-FL daily or hourly.



# Coronavirus: summary for Manatee County

Data for May 23, 2020 (verified at 10 AM)

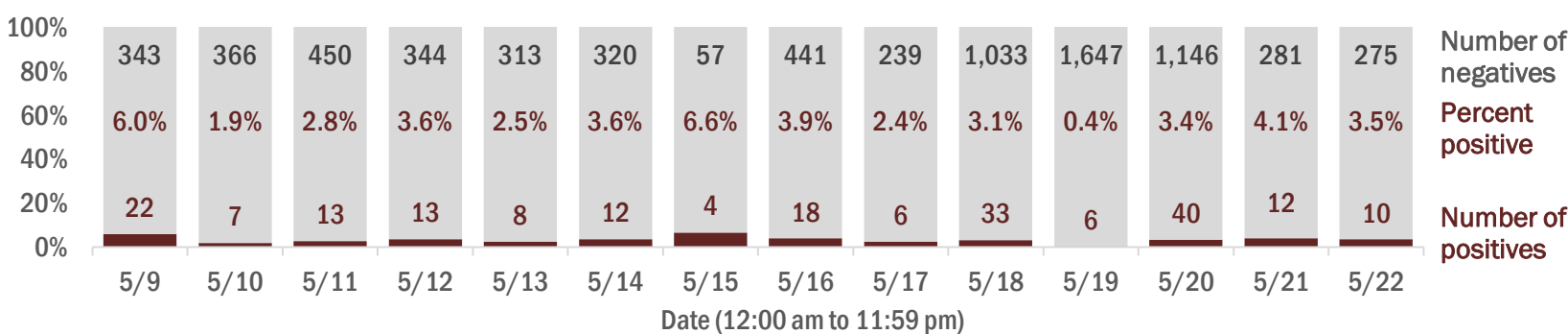
Data in this report are provisional and subject to change.



## Laboratory testing for Florida residents and non-Florida residents over the past 2 weeks

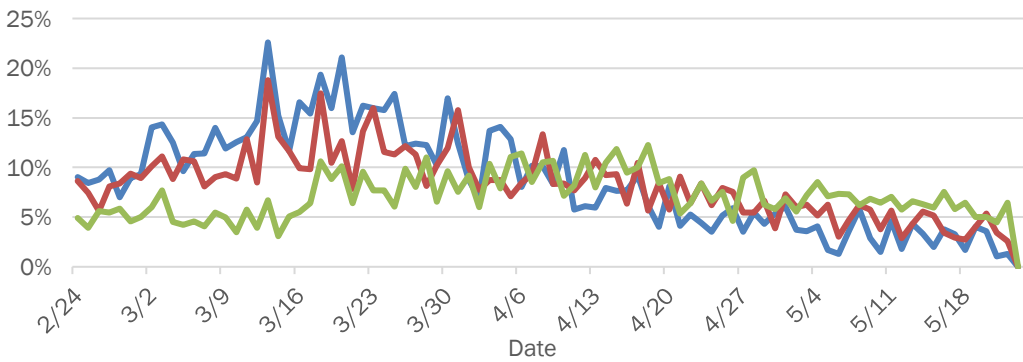
### Number and percent of positive labs

These counts include the number of people for whom the department received laboratory results by day. This percent is the number of people who test positive for the first time divided by all the people tested that day, excluding people who have previously tested positive.

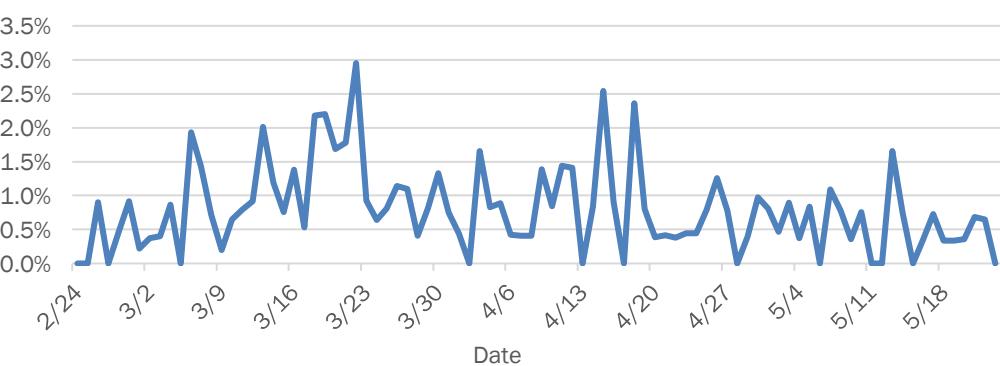


## Emergency department (ED) chief complaint and admission data for Manatee County

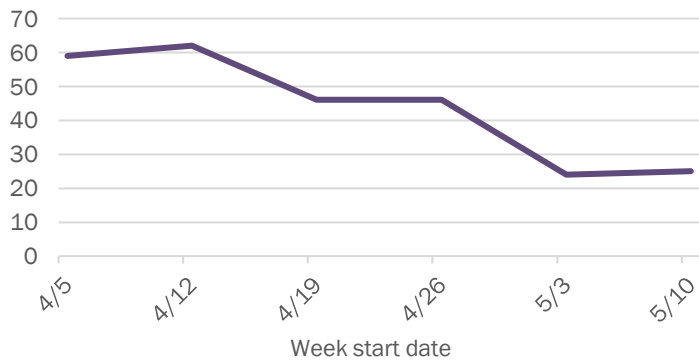
### Daily percent of ED visits mentioning cough, fever, or shortness of breath



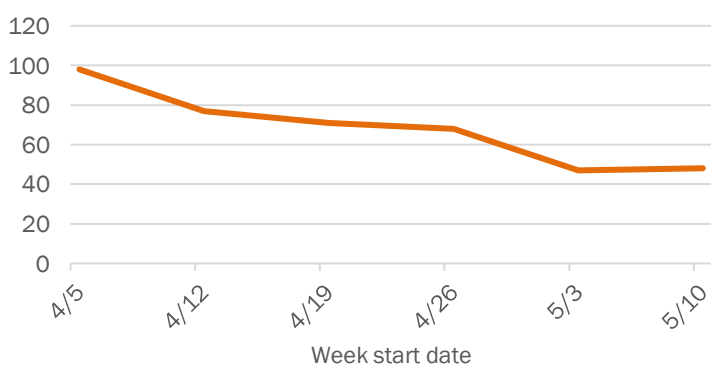
### Daily percent of ED visits resulting in cough-associated admissions



### Weekly count of ED visits for influenza-like illness



### Weekly count of ED visits for COVID-like illness

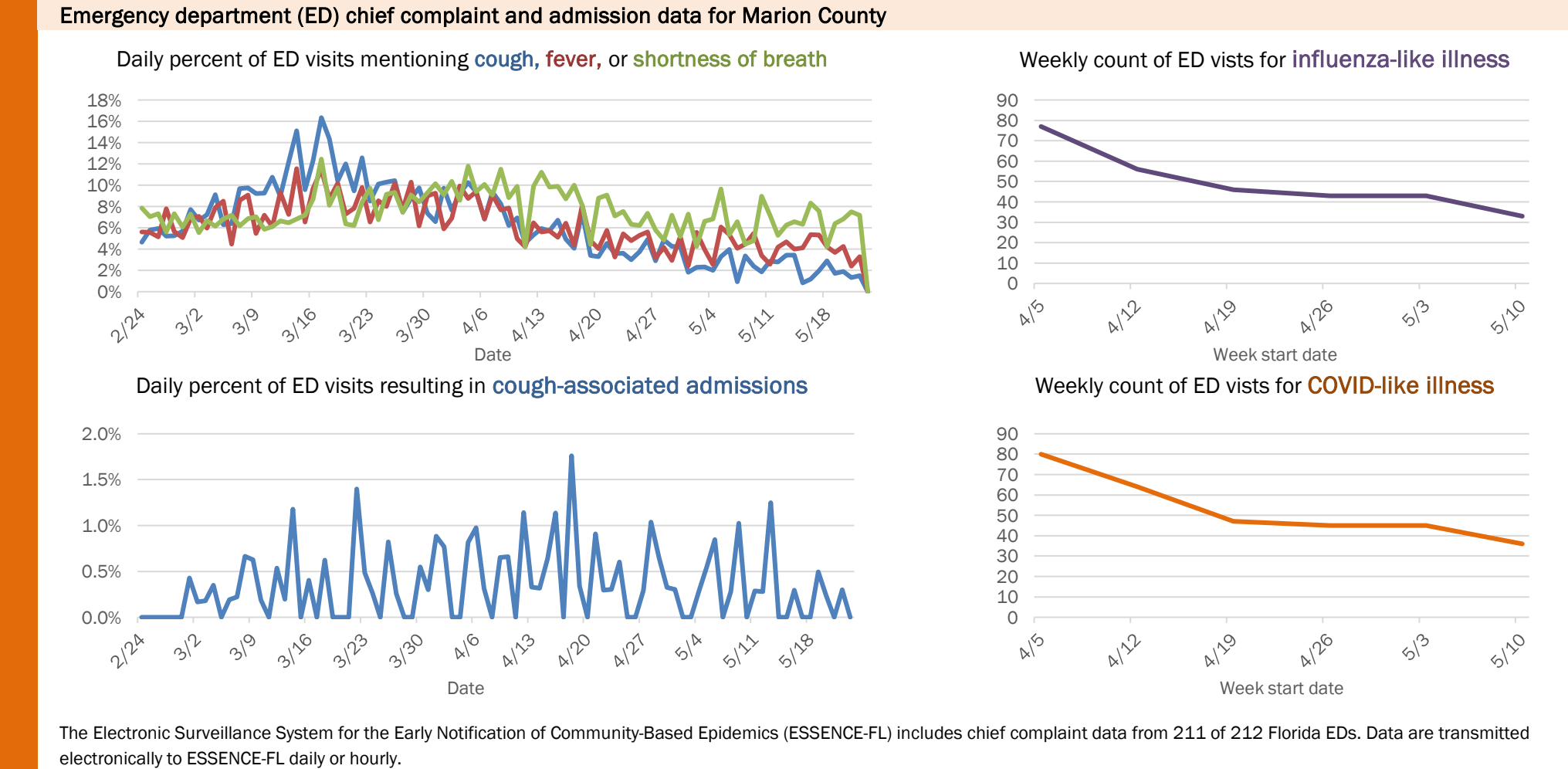
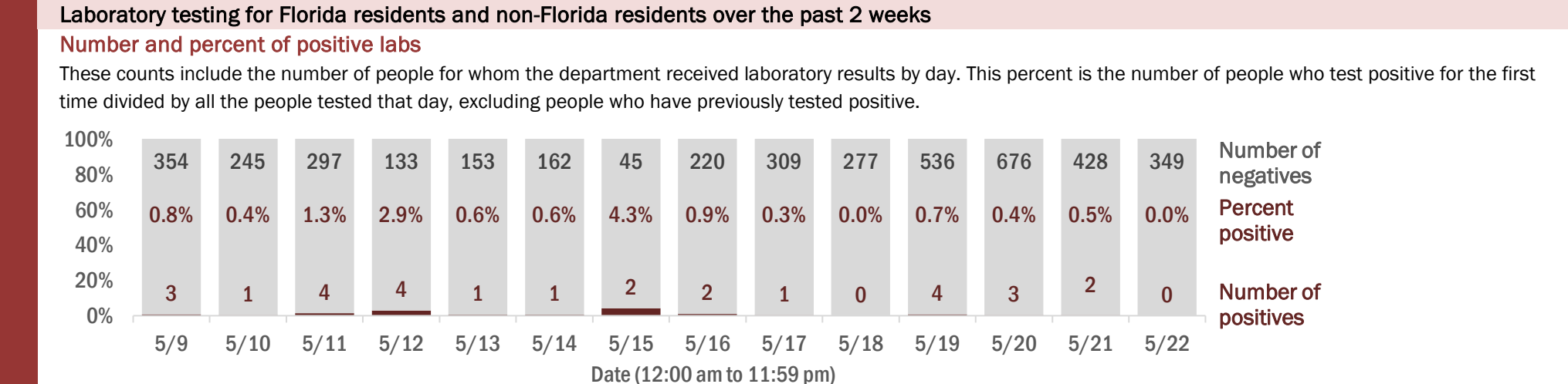
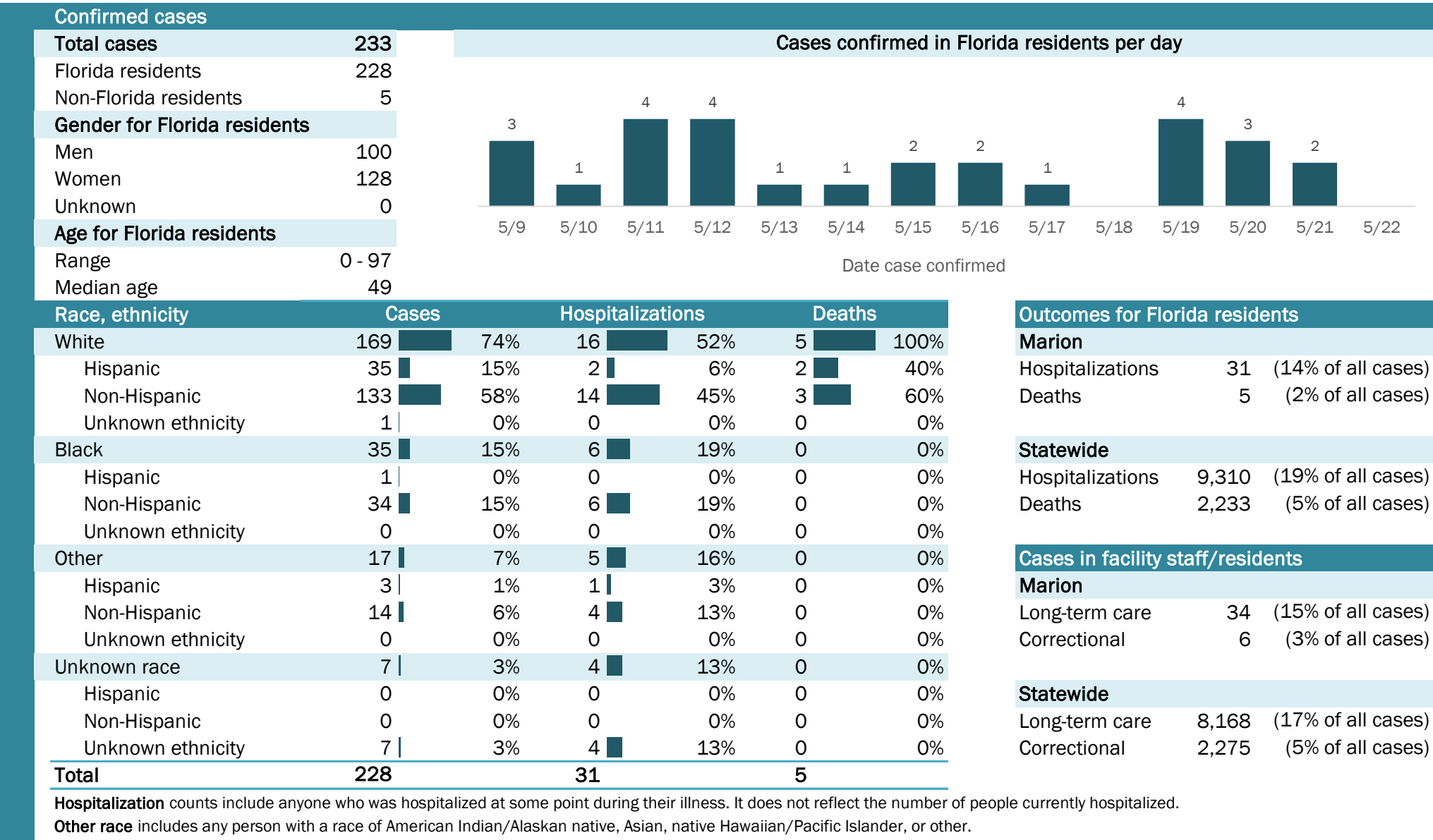


The Electronic Surveillance System for the Early Notification of Community-Based Epidemics (ESSENCE-FL) includes chief complaint data from 211 of 212 Florida EDs. Data are transmitted electronically to ESSENCE-FL daily or hourly.

# Coronavirus: summary for Marion County

Data for May 23, 2020 (verified at 10 AM)

Data in this report are provisional and subject to change.



# Coronavirus: summary for Martin County

Data for May 23, 2020 (verified at 10 AM)

Data in this report are provisional and subject to change.

Confirmed cases

Total cases

483

Florida residents

472

Non-Florida residents

11

Gender for Florida residents

Men

243

Women

220

Unknown

9

Age for Florida residents

Range

0 - 92

Median age

42

Cases confirmed in Florida residents per day

9

5

8

7

4

12

4

25

10

45

24

64

13

7

5/9

5/10

5/11

5/12

5/13

5/14

5/15

5/16

5/17

5/18

5/19

5/20

5/21

5/22

Date case confirmed

Race, ethnicity	Cases	Hospitalizations	Deaths
White	222	45	8
Hispanic	78	9	0
Non-Hispanic	134	35	8
Unknown ethnicity	10	1	0
Black	8	3	0
Hispanic	1	0	0
Non-Hispanic	6	3	0
Unknown ethnicity	1	0	0
Other	128	19	1
Hispanic	122	19	1
Non-Hispanic	3	0	0
Unknown ethnicity	3	0	0
Unknown race	114	2	0
Hispanic	19	1	0
Non-Hispanic	0	0	0
Unknown ethnicity	95	1	0
Total	472	69	9

Hospitalization

counts include anyone who was hospitalized at some point during their illness. It does not reflect the number of people currently hospitalized.

Other race

includes any person with a race of American Indian/Alaskan native, Asian, native Hawaiian/Pacific Islander, or other.

Outcomes for Florida residents

Martin

Hospitalizations

69

(15% of all cases)

Deaths

9

(2% of all cases)

Statewide

Hospitalizations

9,310

(19% of all cases)

Deaths

2,233

(5% of all cases)

Cases in facility staff/residents

Martin

Long-term care

17

(4% of all cases)

Correctional

3

(1% of all cases)

Statewide

Long-term care

8,168

(17% of all cases)

Correctional

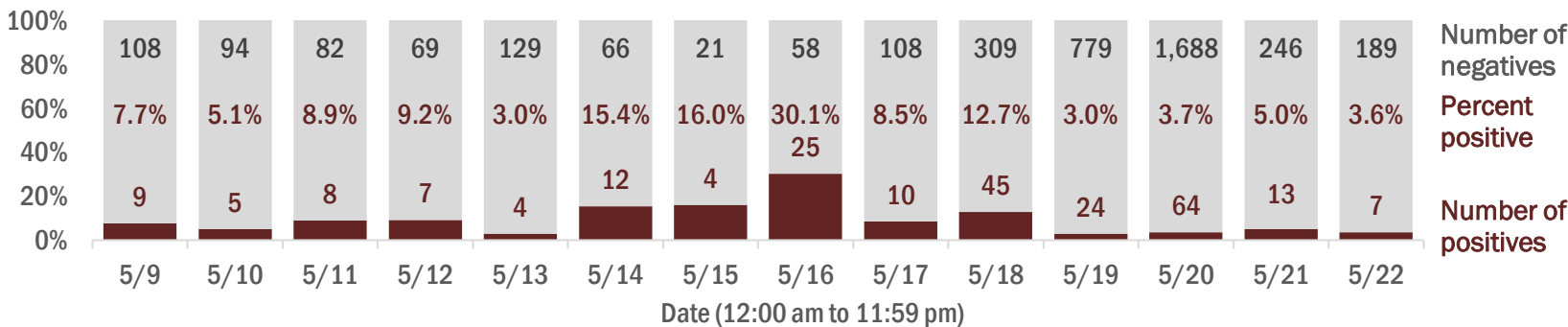
2,275

(5% of all cases)

## Laboratory testing for Florida residents and non-Florida residents over the past 2 weeks

### Number and percent of positive labs

These counts include the number of people for whom the department received laboratory results by day. This percent is the number of people who test positive for the first time divided by all the people tested that day, excluding people who have previously tested positive.



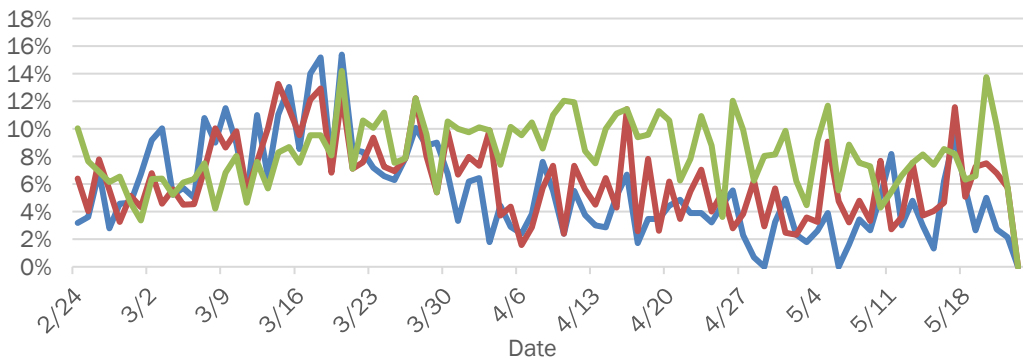
Number of negatives

Percent positive

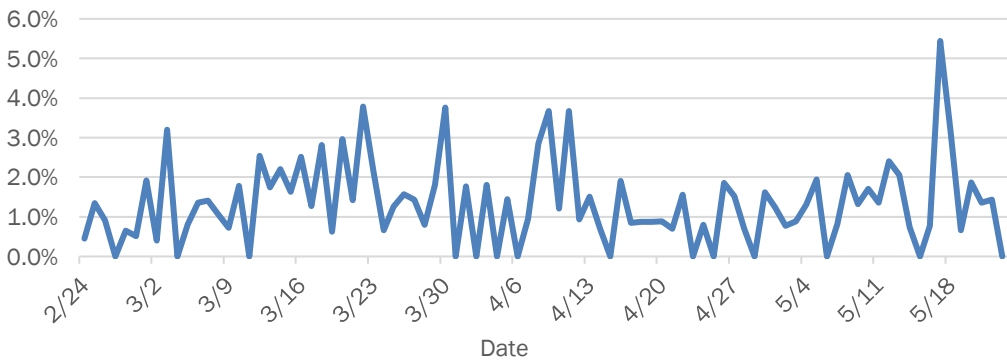
Number of positives

## Emergency department (ED) chief complaint and admission data for Martin County

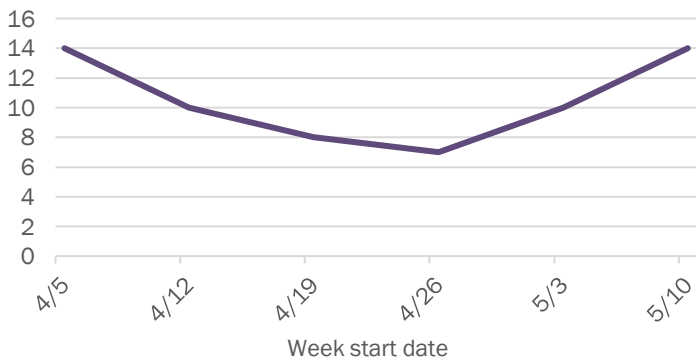
### Daily percent of ED visits mentioning cough, fever, or shortness of breath



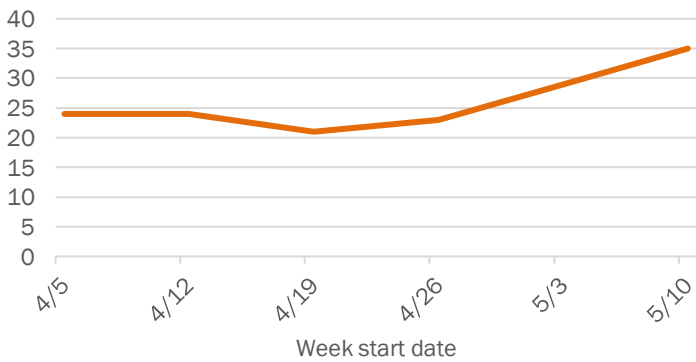
### Daily percent of ED visits resulting in cough-associated admissions



### Weekly count of ED visits for influenza-like illness



### Weekly count of ED visits for COVID-like illness

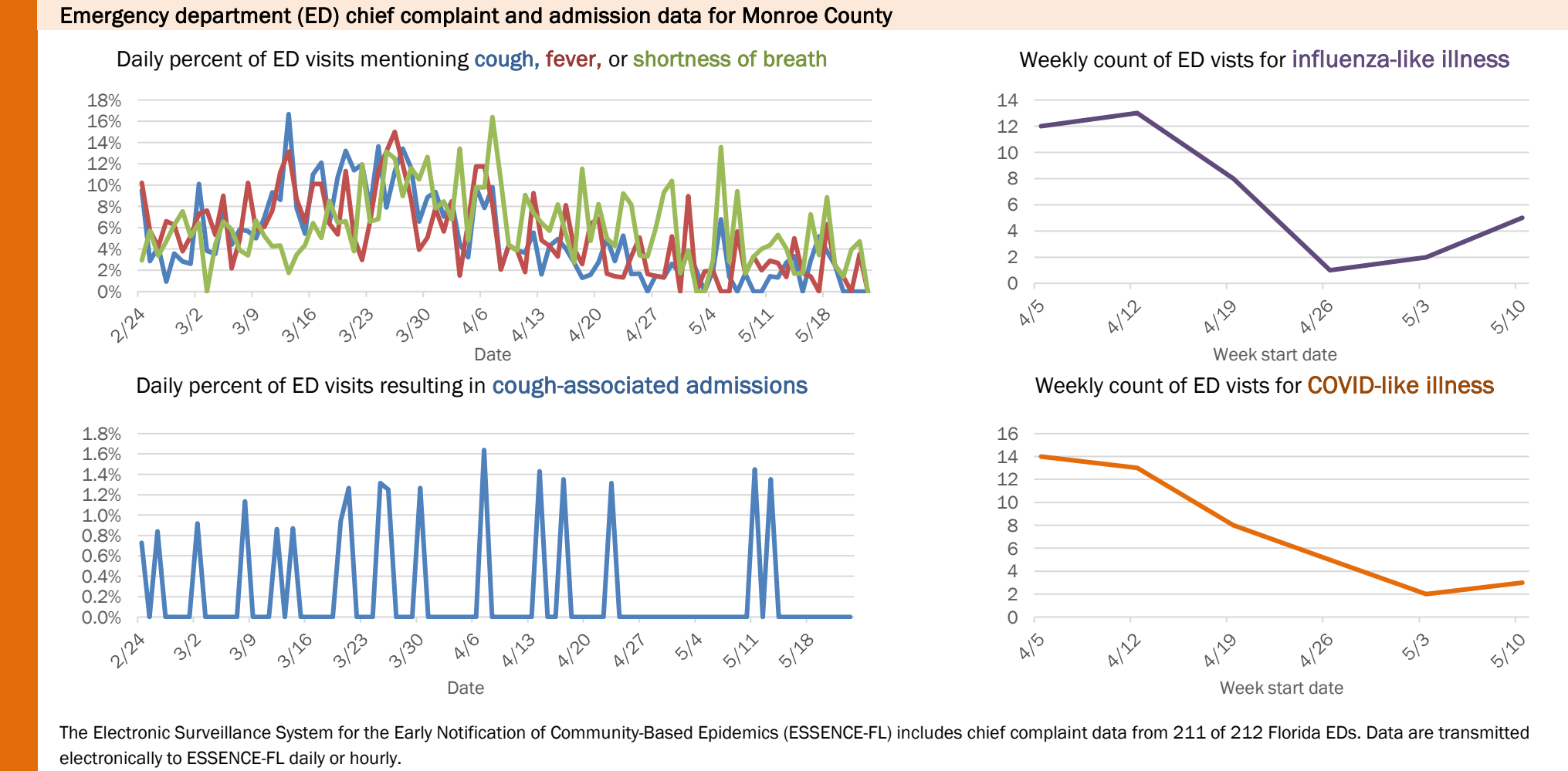
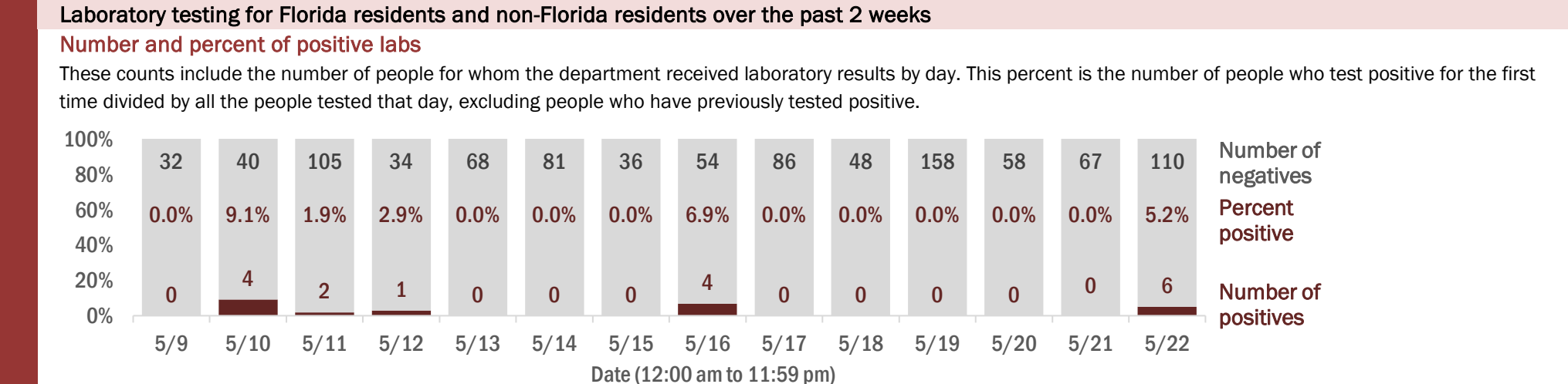
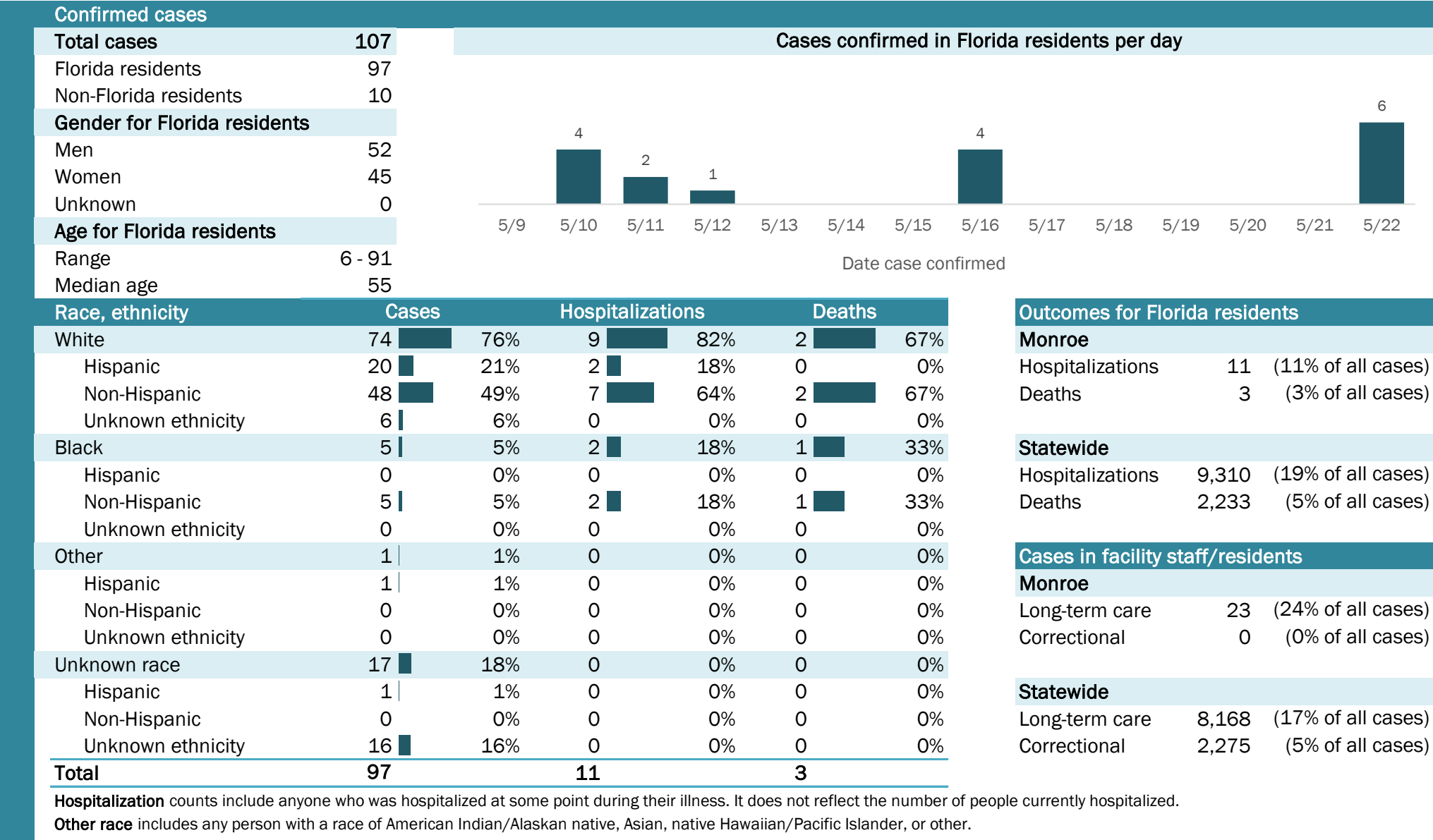


The Electronic Surveillance System for the Early Notification of Community-Based Epidemics (ESSENCE-FL) includes chief complaint data from 211 of 212 Florida EDs. Data are transmitted electronically to ESSENCE-FL daily or hourly.

# Coronavirus: summary for Monroe County

Data for May 23, 2020 (verified at 10 AM)

Data in this report are provisional and subject to change.



The Electronic Surveillance System for the Early Notification of Community-Based Epidemics (ESSENCE-FL) includes chief complaint data from 211 of 212 Florida EDs. Data are transmitted electronically to ESSENCE-FL daily or hourly.



# Coronavirus: summary for Nassau County

Data for May 23, 2020 (verified at 10 AM)

Data in this report are provisional and subject to change.

Confirmed cases

Total cases

69

Florida residents

64

Non-Florida residents

5

Gender for Florida residents

Men

28

Women

36

Unknown

0

Age for Florida residents

Range

15 - 89

Median age

49

Cases confirmed in Florida residents per day

1

1

1

1

1

1

5/9

5/10

5/11

5/12

5/13

5/14

5/15

5/16

5/17

5/18

5/19

5/20

5/21

5/22

Date case confirmed

Race, ethnicity	Cases	Hospitalizations	Deaths
White	5281%	754%	1100%
Hispanic	00%	00%	00%
Non-Hispanic	5180%	754%	1100%
Unknown ethnicity	12%	00%	00%
Black	711%	431%	00%
Hispanic	00%	00%	00%
Non-Hispanic	711%	431%	00%
Unknown ethnicity	00%	00%	00%
Other	23%	215%	00%
Hispanic	12%	18%	00%
Non-Hispanic	12%	18%	00%
Unknown ethnicity	00%	00%	00%
Unknown race	35%	00%	00%
Hispanic	00%	00%	00%
Non-Hispanic	12%	00%	00%
Unknown ethnicity	23%	00%	00%
Total	64	13	1

Hospitalization

counts include anyone who was hospitalized at some point during their illness. It does not reflect the number of people currently hospitalized.

Other race

includes any person with a race of American Indian/Alaskan native, Asian, native Hawaiian/Pacific Islander, or other.

Outcomes for Florida residents

Nassau

Hospitalizations

13

(20% of all cases)

Deaths

1

(2% of all cases)

Statewide

Hospitalizations

9,310

(19% of all cases)

Deaths

2,233

(5% of all cases)

Cases in facility staff/residents

Nassau

Long-term care

12

(19% of all cases)

Correctional

0

(0% of all cases)

Statewide

Long-term care

8,168

(17% of all cases)

Correctional

2,275

(5% of all cases)

## Laboratory testing for Florida residents and non-Florida residents over the past 2 weeks

### Number and percent of positive labs

These counts include the number of people for whom the department received laboratory results by day. This percent is the number of people who test positive for the first time divided by all the people tested that day, excluding people who have previously tested positive.

100%

80%

60%

40%

20%

0%

45

73

108

26

70

85

14

92

87

130

419

215

62

44

0.0%

0.0%

0.9%

3.7%

1.4%

1.2%

0.0%

1.1%

0.0%

0.0%

0.2%

0.0%

0.0%

0.0%

0

0

1

1

1

1

0

1

0

0

1

0

0

0

5/9

5/10

5/11

5/12

5/13

5/14

5/15

5/16

5/17

5/18

5/19

5/20

5/21

5/22

Date (12:00 am to 11:59 pm)

Number of negatives

Percent positive

Number of positives

## Emergency department (ED) chief complaint and admission data for Nassau County

### Daily percent of ED visits mentioning cough, fever, or shortness of breath

25%

20%

15%

10%

5%

0%

2/24

3/2

3/9

3/16

3/23

3/30

4/6

4/13

4/20

4/27

5/4

5/11

5/18

Date

### Daily percent of ED visits resulting in cough-associated admissions

8.0%

7.0%

6.0%

5.0%

4.0%

3.0%

2.0%

1.0%

0.0%

2/24

3/2

3/9

3/16

3/23

3/30

4/6

4/13

4/20

4/27

5/4

5/11

5/18

Date

### Weekly count of ED visits for influenza-like illness

14

12

10

8

6

4

2

0

4/5

4/12

4/19

4/26

5/3

5/10

Week start date

### Weekly count of ED visits for COVID-like illness

20

15

10

5

0

4/5

4/12

4/19

4/26

5/3

5/10

Week start date

The Electronic Surveillance System for the Early Notification of Community-Based Epidemics (ESSENCE-FL) includes chief complaint data from 211 of 212 Florida EDs. Data are transmitted electronically to ESSENCE-FL daily or hourly.

# Coronavirus: summary for Okaloosa County

Data for May 23, 2020 (verified at 10 AM)

Data in this report are provisional and subject to change.

Confirmed cases

Total cases

192

Florida residents

184

Non-Florida residents

8

Gender for Florida residents

Men

84

Women

100

Unknown

0

Age for Florida residents

Range

0 - 96

Median age

56

Race, ethnicity

Cases

Hospitalizations

Deaths

White

144

78%

18

60%

5

83%

Hispanic

27

15%

3

10%

0

0%

Non-Hispanic

117

64%

15

50%

5

83%

Unknown ethnicity

0

0%

0

0%

0

0%

Black

30

16%

11

37%

1

17%

Hispanic

3

2%

0

0%

0

0%

Non-Hispanic

27

15%

11

37%

1

17%

Unknown ethnicity

0

0%

0

0%

0

0%

Other

9

5%

1

3%

0

0%

Hispanic

0

0%

0

0%

0

0%

Non-Hispanic

9

5%

1

3%

0

0%

Unknown ethnicity

0

0%

0

0%

0

0%

Unknown race

1

1%

0

0%

0

0%

Hispanic

0

0%

0

0%

0

0%

Non-Hispanic

1

1%

0

0%

0

0%

Unknown ethnicity

0

0%

0

0%

0

0%

Total

184

30

6

Cases confirmed in Florida residents per day

1

1

1

1

4

1

1

3

1

2

6

5/9

5/10

5/11

5/12

5/13

5/14

5/15

5/16

5/17

5/18

5/19

5/20

5/21

5/22

Date case confirmed

Outcomes for Florida residents

Okaloosa

Hospitalizations

30

(16% of all cases)

Deaths

6

(3% of all cases)

Statewide

Hospitalizations

9,310

(19% of all cases)

Deaths

2,233

(5% of all cases)

Cases in facility staff/residents

Okaloosa

Long-term care

33

(18% of all cases)

Correctional

1

(1% of all cases)

Statewide

Long-term care

8,168

(17% of all cases)

Correctional

2,275

(5% of all cases)

Hospitalization counts include anyone who was hospitalized at some point during their illness. It does not reflect the number of people currently hospitalized.

Other race includes any person with a race of American Indian/Alaskan native, Asian, native Hawaiian/Pacific Islander, or other.

Laboratory testing for Florida residents and non-Florida residents over the past 2 weeks

Number and percent of positive labs

These counts include the number of people for whom the department received laboratory results by day. This percent is the number of people who test positive for the first time divided by all the people tested that day, excluding people who have previously tested positive.

100%

80%

60%

40%

20%

0%

47

55

72

45

48

89

7

90

71

158

537

631

912

972

0.0%

1.8%

0.0%

2.2%

2.0%

1.1%

36.4%

0.0%

1.4%

0.6%

0.6%

0.2%

0.2%

0.6%

0

1

0

1

1

1

4

0

1

1

3

1

2

6

5/9

5/10

5/11

5/12

5/13

5/14

5/15

5/16

5/17

5/18

5/19

5/20

5/21

5/22

Date (12:00 am to 11:59 pm)

Number of negatives

Percent positive

Number of positives

Emergency department (ED) chief complaint and admission data for Okaloosa County

Daily percent of ED visits mentioning cough, fever, or shortness of breath

Weekly count of ED vists for influenza-like illness

Daily percent of ED visits resulting in cough-associated admissions

Weekly count of ED vists for COVID-like illness

16%

14%

12%

10%

8%

6%

4%

2%

0%

2/24

3/2

3/9

3/16

3/23

3/30

4/6

4/13

4/20

4/27

5/4

5/11

5/18

Date

30

25

20

15

10

5

0

4/5

4/12

4/19

4/26

5/3

5/10

Week start date

2.0%

1.5%

1.0%

0.5%

0.0%

2/24

3/2

3/9

3/16

3/23

3/30

4/6

4/13

4/20

4/27

5/4

5/11

5/18

Date

25

20

15

10

5

0

4/5

4/12

4/19

4/26

5/3

5/10

Week start date

The Electronic Surveillance System for the Early Notification of Community-Based Epidemics (ESSENCE-FL) includes chief complaint data from 211 of 212 Florida EDs. Data are transmitted electronically to ESSENCE-FL daily or hourly.

# Coronavirus: summary for Okeechobee County

Data for May 23, 2020 (verified at 10 AM)

Data in this report are provisional and subject to change.

Confirmed cases

Total cases

57

Florida residents

56

Non-Florida residents

1

Gender for Florida residents

Men

28

Women

28

Unknown

0

Age for Florida residents

Range

6 - 87

Median age

35

Cases confirmed in Florida residents per day

1

5/9

1

5/10

7

5/13

1

5/14

2

5/16

8

5/17

2

5/18

4

5/19

2

5/20

3

5/21

3

5/22

Race, ethnicity	Cases	Hospitalizations	Deaths
White	42	5	0
Hispanic	19	0	0
Non-Hispanic	22	5	0
Unknown ethnicity	1	0	0
Black	9	1	0
Hispanic	1	0	0
Non-Hispanic	8	1	0
Unknown ethnicity	0	0	0
Other	0	0	0
Hispanic	0	0	0
Non-Hispanic	0	0	0
Unknown ethnicity	0	0	0
Unknown race	5	0	0
Hispanic	1	0	0
Non-Hispanic	0	0	0
Unknown ethnicity	4	0	0
Total	56	6	0

Hospitalization

counts include anyone who was hospitalized at some point during their illness. It does not reflect the number of people currently hospitalized.

Other race

includes any person with a race of American Indian/Alaskan native, Asian, native Hawaiian/Pacific Islander, or other.

Outcomes for Florida residents

Okeechobee

Hospitalizations

6

(11% of all cases)

Deaths

0

(0% of all cases)

Statewide

Hospitalizations

9,310

(19% of all cases)

Deaths

2,233

(5% of all cases)

Cases in facility staff/residents

Okeechobee

Long-term care

6

(11% of all cases)

Correctional

20

(36% of all cases)

Statewide

Long-term care

8,168

(17% of all cases)

Correctional

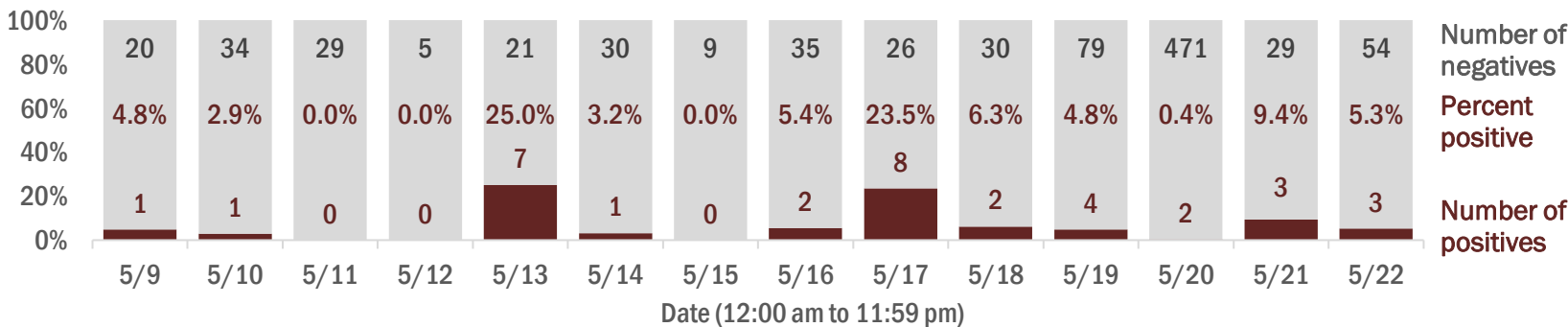
2,275

(5% of all cases)

## Laboratory testing for Florida residents and non-Florida residents over the past 2 weeks

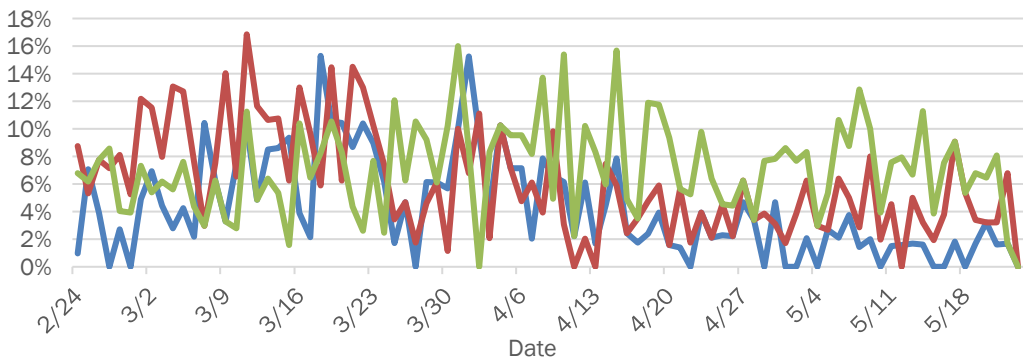
### Number and percent of positive labs

These counts include the number of people for whom the department received laboratory results by day. This percent is the number of people who test positive for the first time divided by all the people tested that day, excluding people who have previously tested positive.

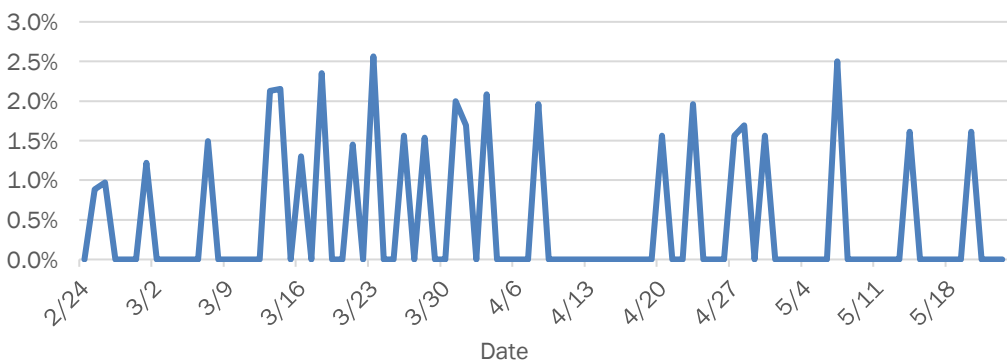


## Emergency department (ED) chief complaint and admission data for Okeechobee County

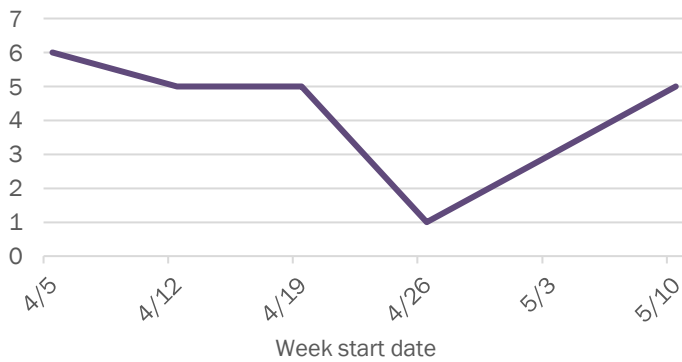
### Daily percent of ED visits mentioning cough, fever, or shortness of breath



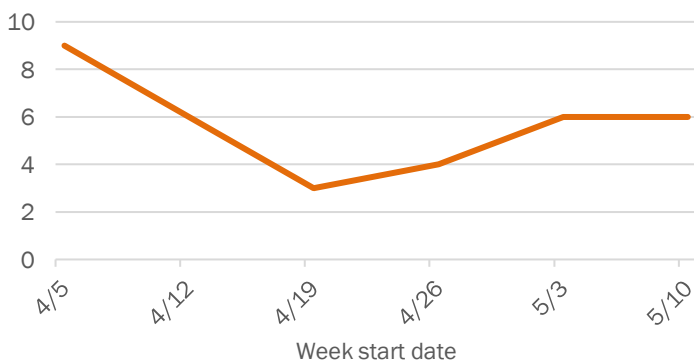
### Daily percent of ED visits resulting in cough-associated admissions



### Weekly count of ED visits for influenza-like illness



### Weekly count of ED visits for COVID-like illness

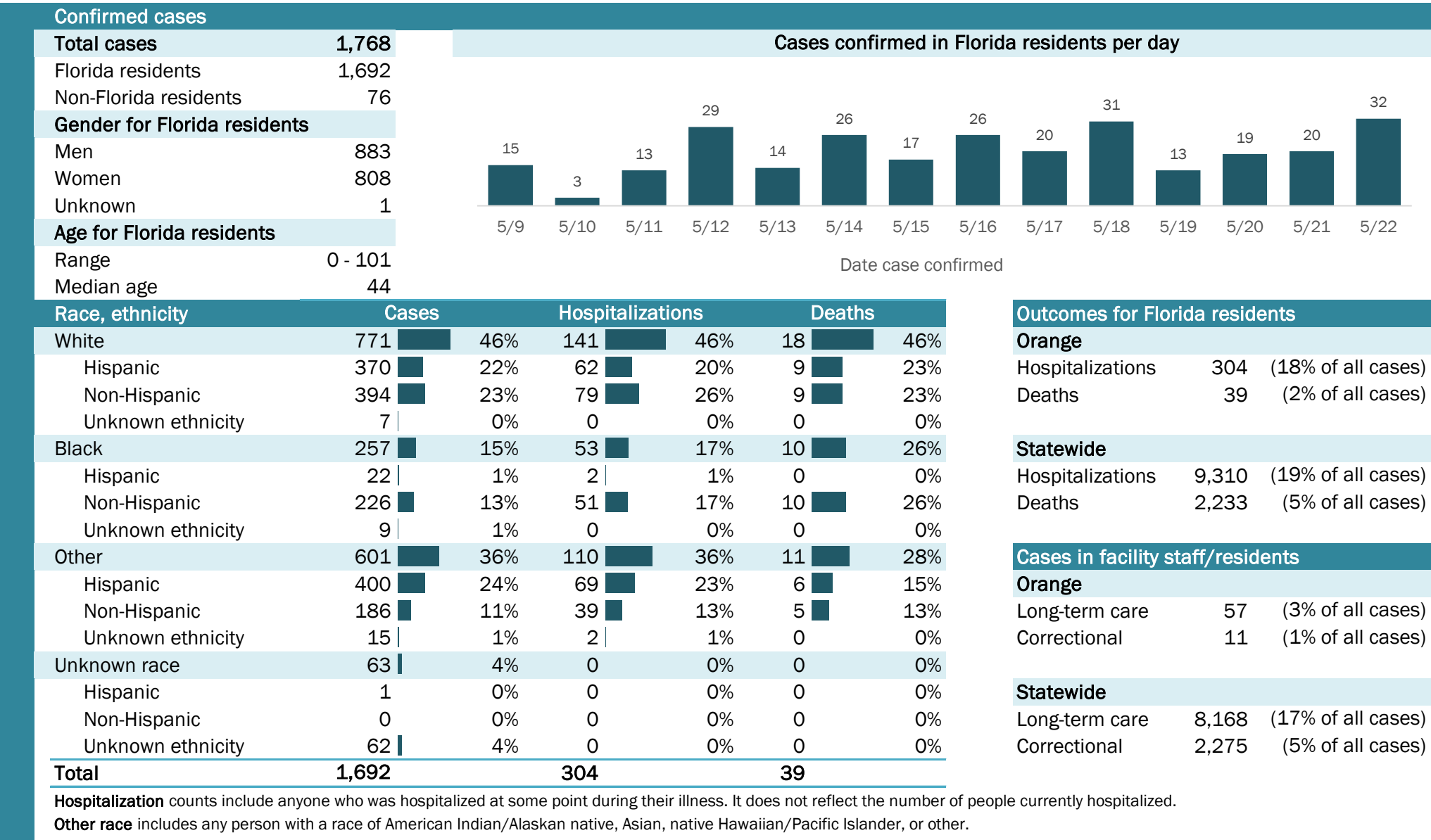


The Electronic Surveillance System for the Early Notification of Community-Based Epidemics (ESSENCE-FL) includes chief complaint data from 211 of 212 Florida EDs. Data are transmitted electronically to ESSENCE-FL daily or hourly.

# Coronavirus: summary for Orange County

Data for May 23, 2020 (verified at 10 AM)

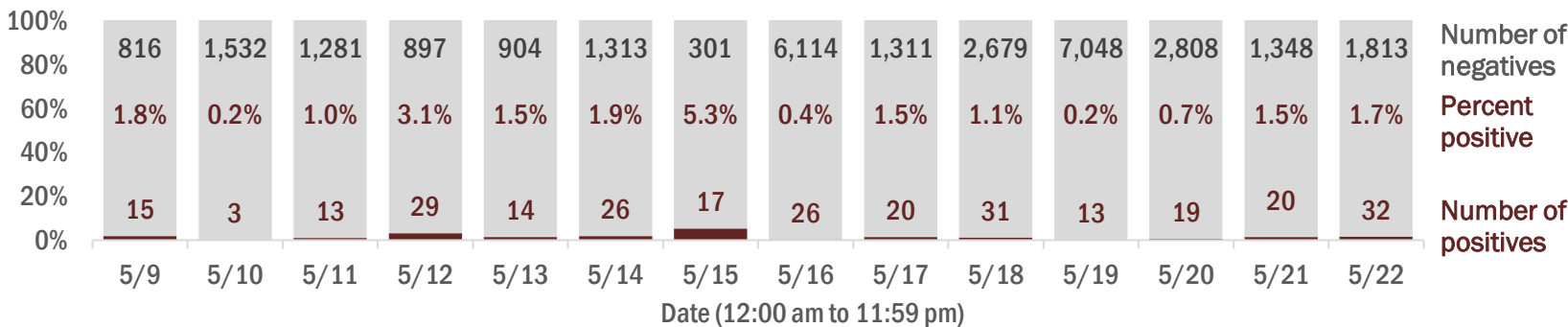
Data in this report are provisional and subject to change.



## Laboratory testing for Florida residents and non-Florida residents over the past 2 weeks

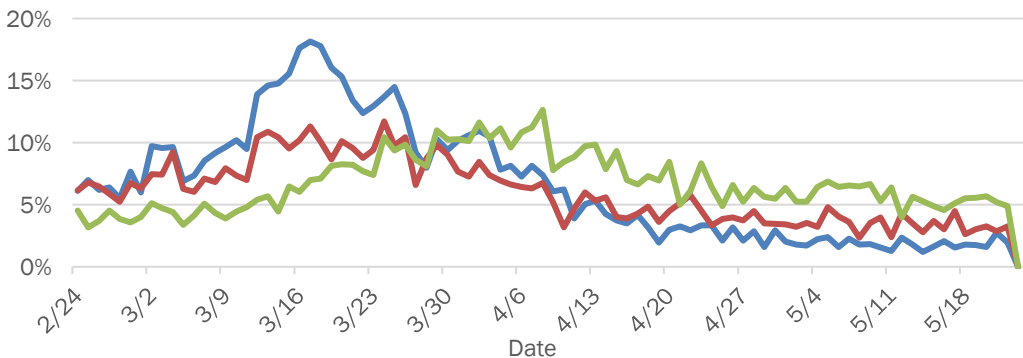
### Number and percent of positive labs

These counts include the number of people for whom the department received laboratory results by day. This percent is the number of people who test positive for the first time divided by all the people tested that day, excluding people who have previously tested positive.

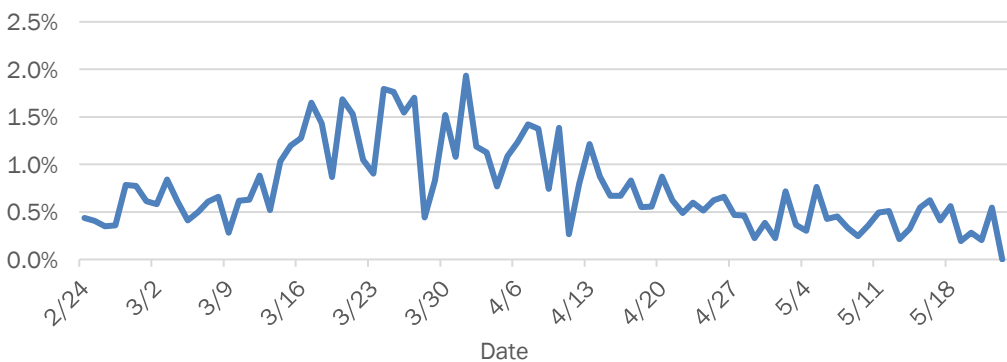


## Emergency department (ED) chief complaint and admission data for Orange County

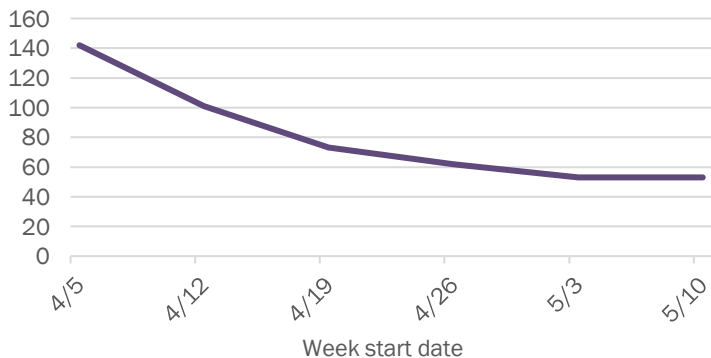
### Daily percent of ED visits mentioning cough, fever, or shortness of breath



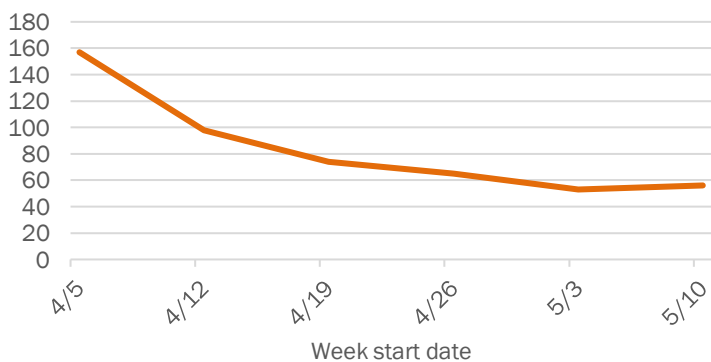
### Daily percent of ED visits resulting in cough-associated admissions



### Weekly count of ED visits for influenza-like illness



### Weekly count of ED visits for COVID-like illness



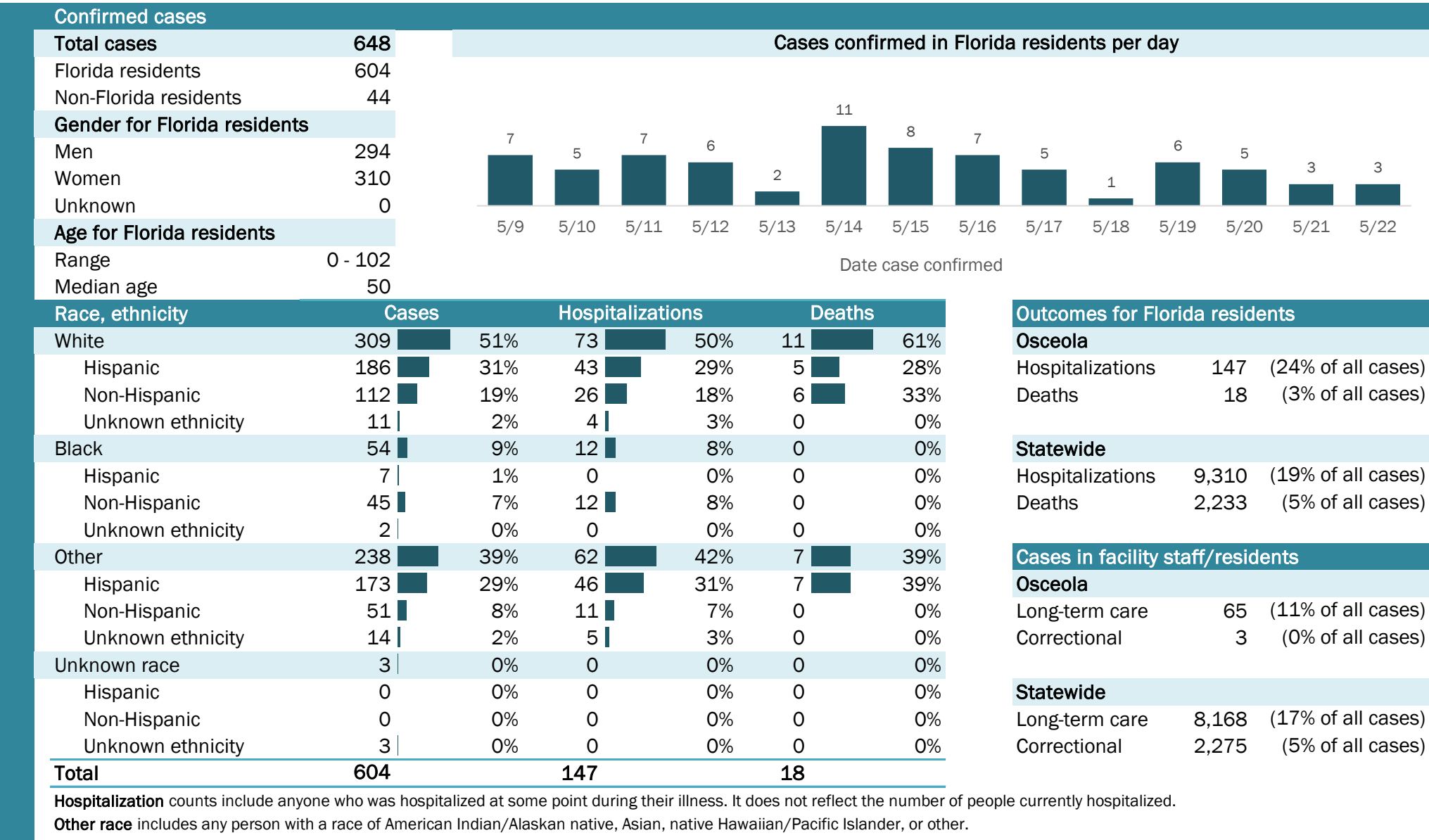
The Electronic Surveillance System for the Early Notification of Community-Based Epidemics (ESSENCE-FL) includes chief complaint data from 211 of 212 Florida EDs. Data are transmitted electronically to ESSENCE-FL daily or hourly.



# Coronavirus: summary for Osceola County

Data for May 23, 2020 (verified at 10 AM)

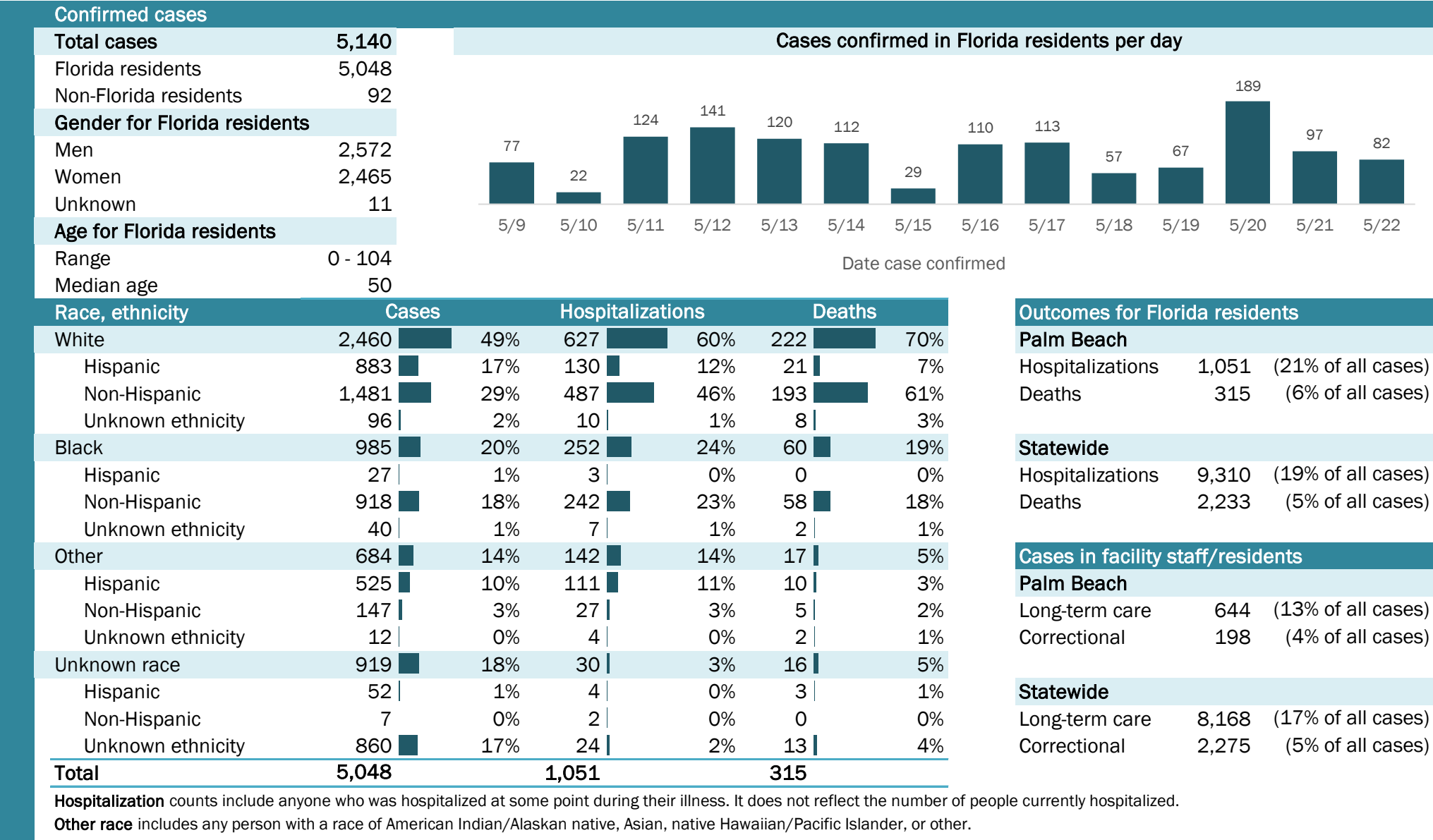
Data in this report are provisional and subject to change.



# Coronavirus: summary for Palm Beach County

Data for May 23, 2020 (verified at 10 AM)

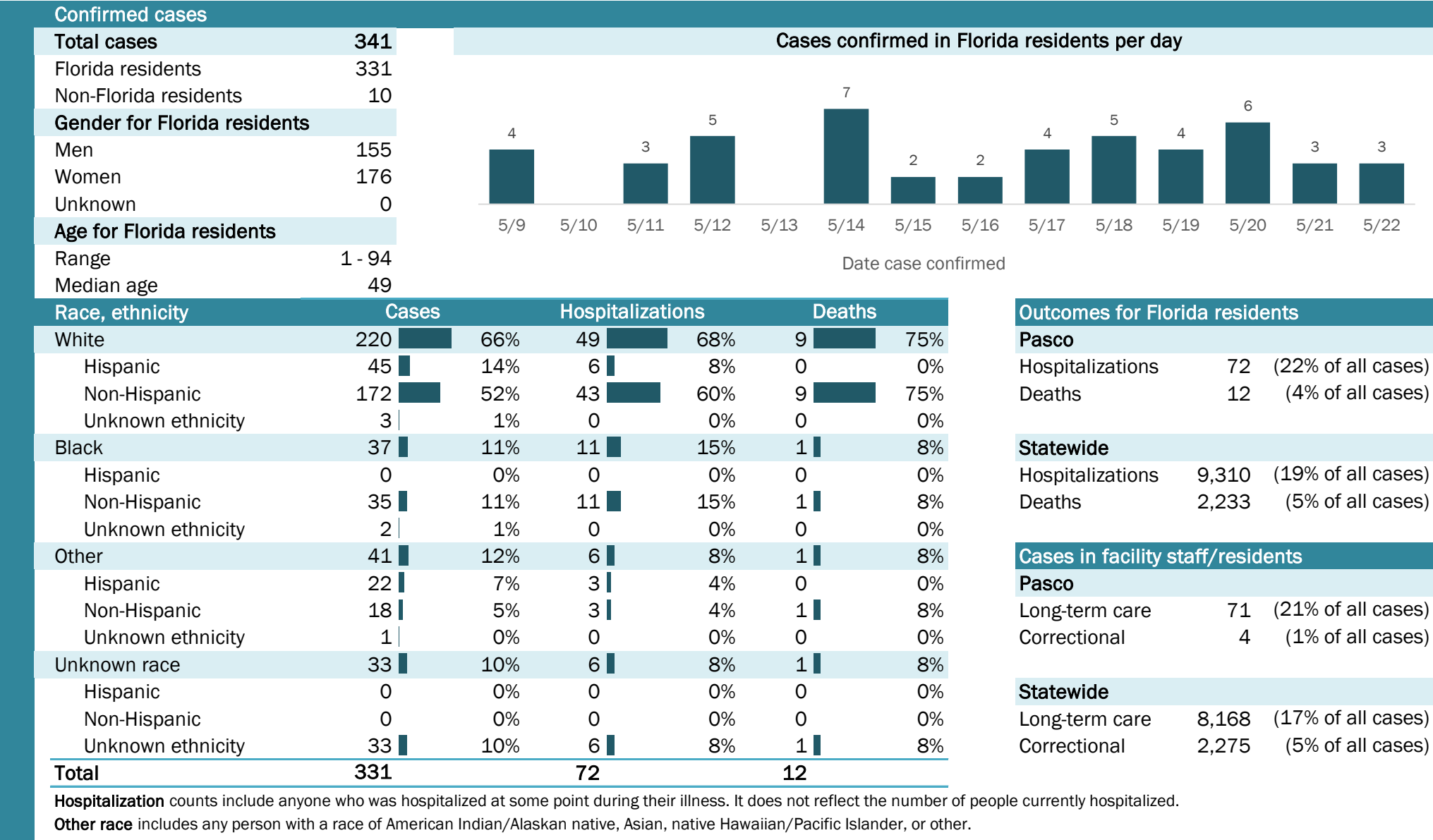
Data in this report are provisional and subject to change.



# Coronavirus: summary for Pasco County

Data for May 23, 2020 (verified at 10 AM)

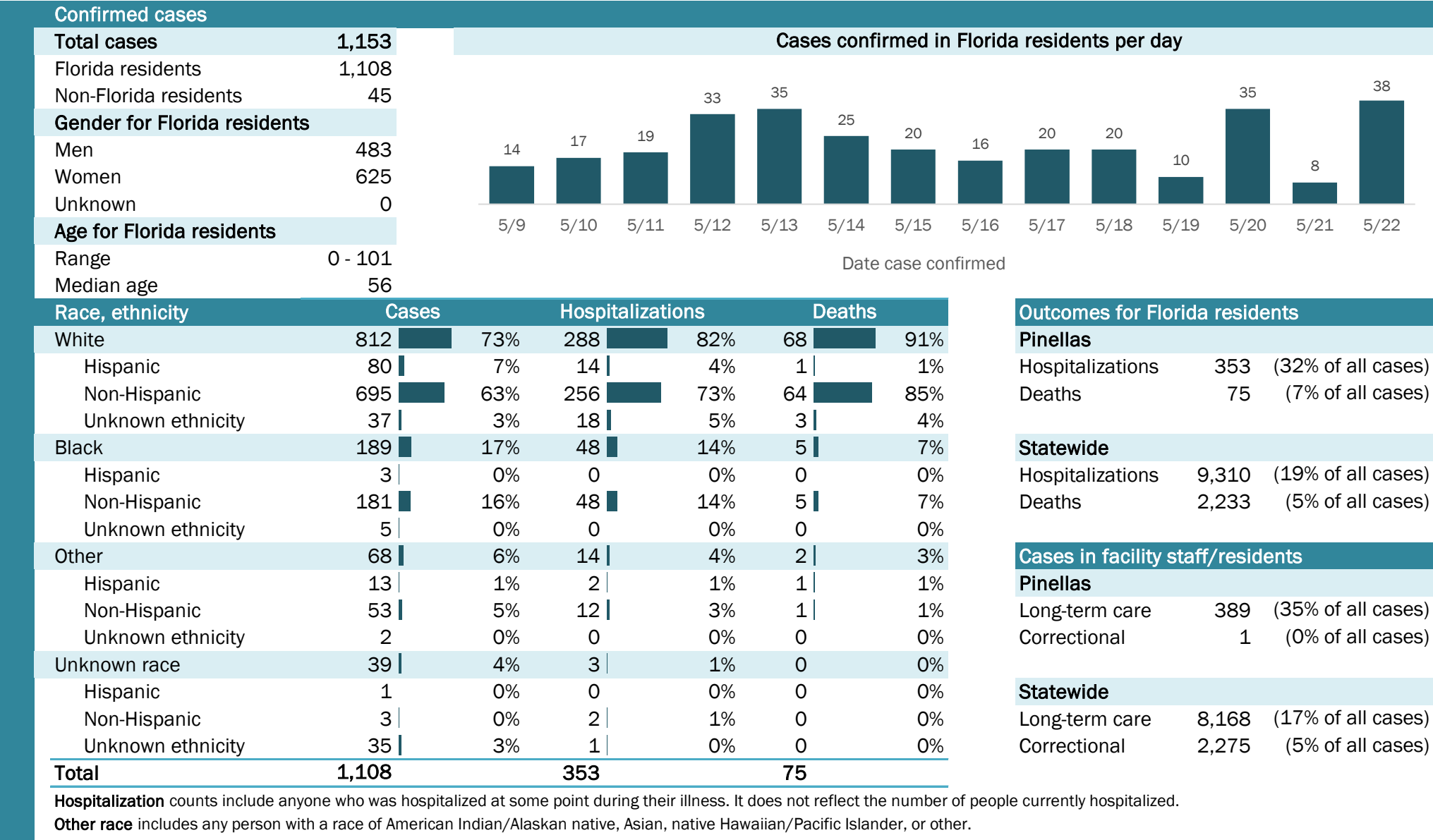
Data in this report are provisional and subject to change.



# Coronavirus: summary for Pinellas County

Data for May 23, 2020 (verified at 10 AM)

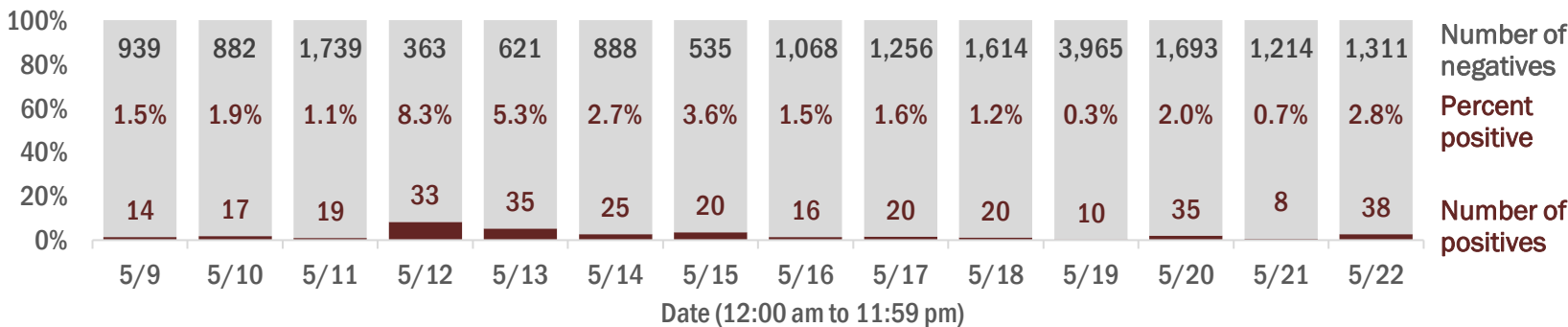
Data in this report are provisional and subject to change.



## Laboratory testing for Florida residents and non-Florida residents over the past 2 weeks

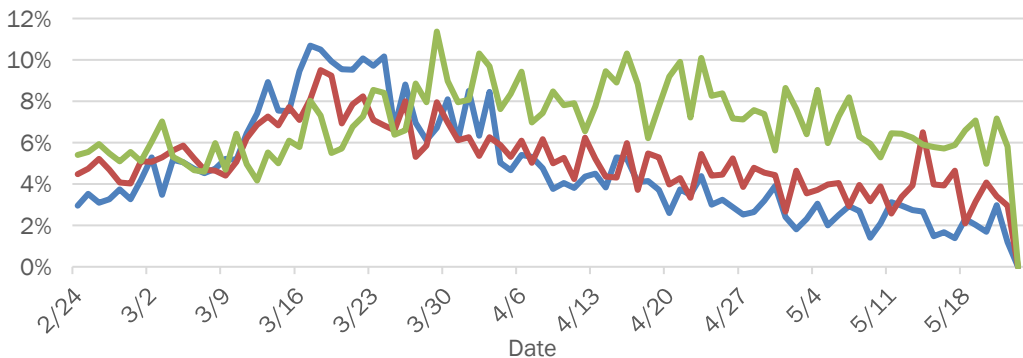
### Number and percent of positive labs

These counts include the number of people for whom the department received laboratory results by day. This percent is the number of people who test positive for the first time divided by all the people tested that day, excluding people who have previously tested positive.

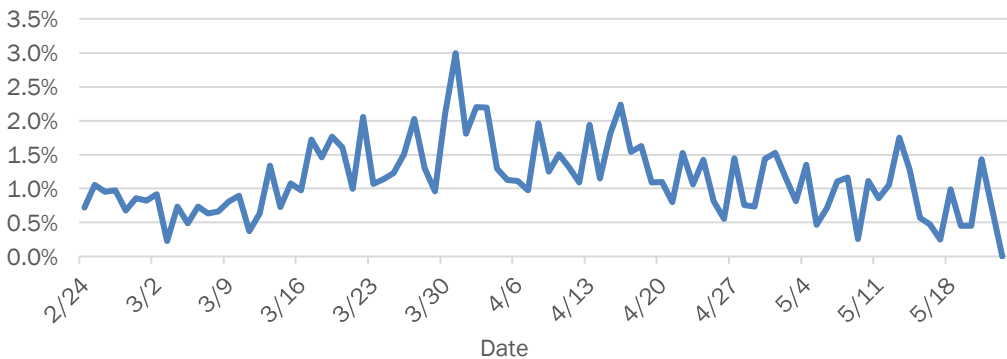


## Emergency department (ED) chief complaint and admission data for Pinellas County

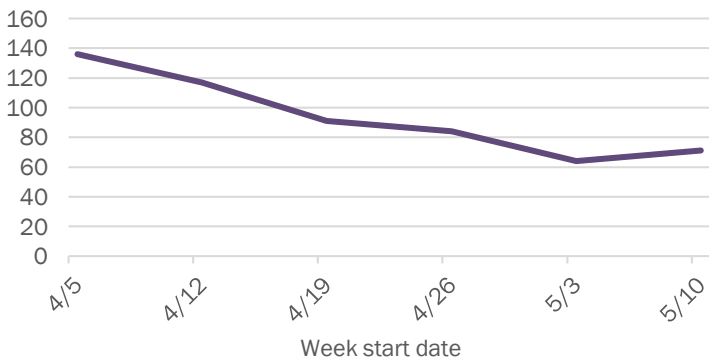
### Daily percent of ED visits mentioning cough, fever, or shortness of breath



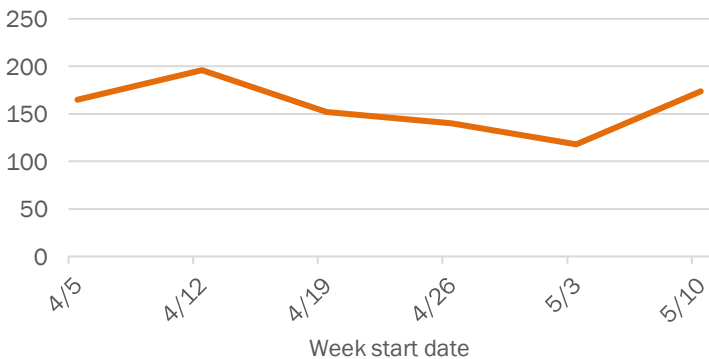
### Daily percent of ED visits resulting in cough-associated admissions



### Weekly count of ED visits for influenza-like illness



### Weekly count of ED visits for COVID-like illness



The Electronic Surveillance System for the Early Notification of Community-Based Epidemics (ESSENCE-FL) includes chief complaint data from 211 of 212 Florida EDs. Data are transmitted electronically to ESSENCE-FL daily or hourly.



# Coronavirus: summary for Polk County

Data for May 23, 2020 (verified at 10 AM)

Data in this report are provisional and subject to change.

Confirmed cases

Total cases	853
Florida residents	843
Non-Florida residents	10
Gender for Florida residents	
Men	321
Women	522
Unknown	0
Age for Florida residents	
Range	2 - 103
Median age	53

Cases confirmed in Florida residents per day

Date	Cases
5/9	14
5/10	14
5/11	20
5/12	25
5/13	12
5/14	16
5/15	9
5/16	15
5/17	8
5/18	17
5/19	16
5/20	36
5/21	19
5/22	16

Race, ethnicity	Cases	Hospitalizations	Deaths
White	515 61%	168 66%	30 61%
Hispanic	154 18%	31 12%	2 4%
Non-Hispanic	352 42%	135 53%	28 57%
Unknown ethnicity	9 1%	2 1%	0 0%
Black	184 22%	59 23%	10 20%
Hispanic	7 1%	2 1%	1 2%
Non-Hispanic	171 20%	56 22%	9 18%
Unknown ethnicity	6 1%	1 0%	0 0%
Other	103 12%	23 9%	7 14%
Hispanic	48 6%	12 5%	3 6%
Non-Hispanic	37 4%	5 2%	3 6%
Unknown ethnicity	18 2%	6 2%	1 2%
Unknown race	41 5%	5 2%	2 4%
Hispanic	0 0%	0 0%	0 0%
Non-Hispanic	2 0%	0 0%	0 0%
Unknown ethnicity	39 5%	5 2%	2 4%
Total	843	255	49

**Hospitalization** counts include anyone who was hospitalized at some point during their illness. It does not reflect the number of people currently hospitalized.

**Other race** includes any person with a race of American Indian/Alaskan native, Asian, native Hawaiian/Pacific Islander, or other.

Outcomes for Florida residents

Polk

Hospitalizations	255	(30% of all cases)
Deaths	49	(6% of all cases)

Statewide

Hospitalizations	9,310	(19% of all cases)
Deaths	2,233	(5% of all cases)

Cases in facility staff/residents

Polk

Long-term care	233	(28% of all cases)
Correctional	0	(0% of all cases)

Statewide

Long-term care	8,168	(17% of all cases)
Correctional	2,275	(5% of all cases)

Laboratory testing for Florida residents and non-Florida residents over the past 2 weeks

Number and percent of positive labs

These counts include the number of people for whom the department received laboratory results by day. This percent is the number of people who test positive for the first time divided by all the people tested that day, excluding people who have previously tested positive.

Date	Positives	Percent Positive	Negatives
5/9	14	4.9%	274
5/10	14	3.2%	427
5/11	20	2.8%	699
5/12	25	9.3%	245
5/13	12	3.7%	310
5/14	16	2.9%	533
5/15	9	10.6%	76
5/16	15	1.9%	771
5/17	8	1.8%	431
5/18	17	2.2%	747
5/19	16	0.8%	1,944
5/20	36	4.5%	756
5/21	19	3.2%	584
5/22	16	2.3%	688

Emergency department (ED) chief complaint and admission data for Polk County

Daily percent of ED visits mentioning cough, fever, or shortness of breath

Daily percent of ED visits resulting in cough-associated admissions

Weekly count of ED visits for influenza-like illness

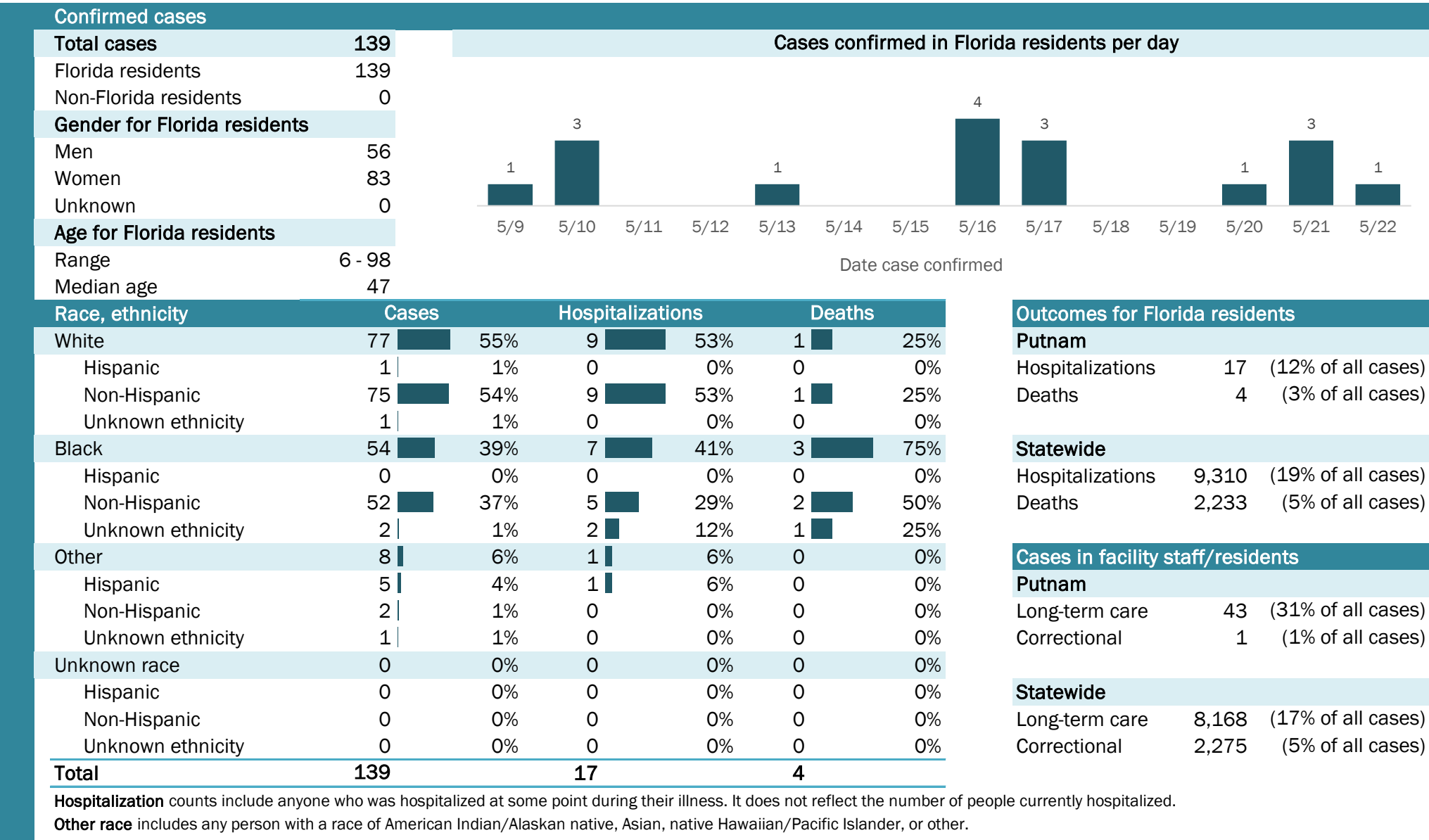
Weekly count of ED visits for COVID-like illness

The Electronic Surveillance System for the Early Notification of Community-Based Epidemics (ESSENCE-FL) includes chief complaint data from 211 of 212 Florida EDs. Data are transmitted electronically to ESSENCE-FL daily or hourly.

# Coronavirus: summary for Putnam County

Data for May 23, 2020 (verified at 10 AM)

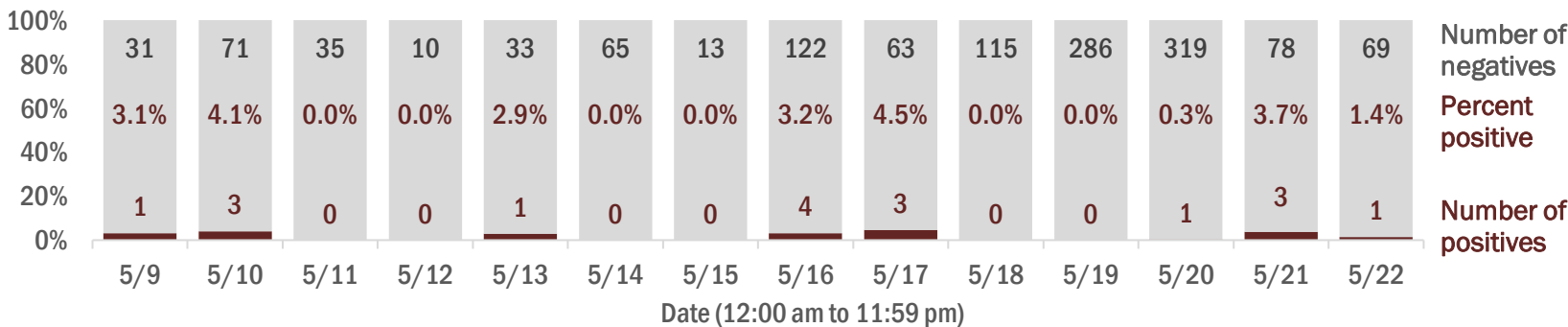
Data in this report are provisional and subject to change.



## Laboratory testing for Florida residents and non-Florida residents over the past 2 weeks

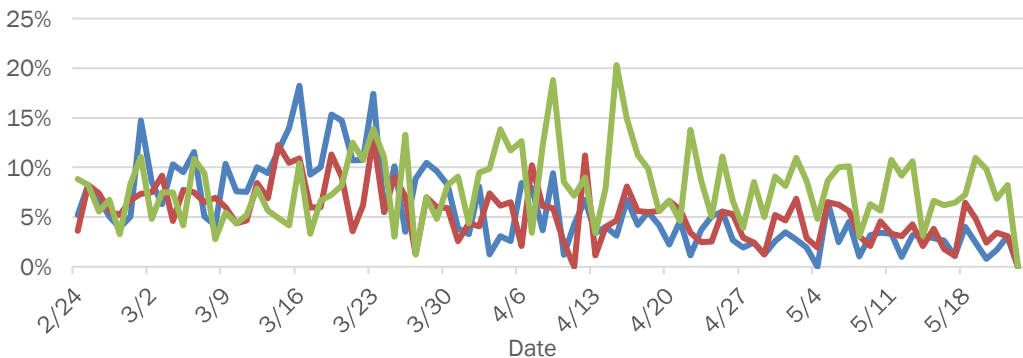
### Number and percent of positive labs

These counts include the number of people for whom the department received laboratory results by day. This percent is the number of people who test positive for the first time divided by all the people tested that day, excluding people who have previously tested positive.

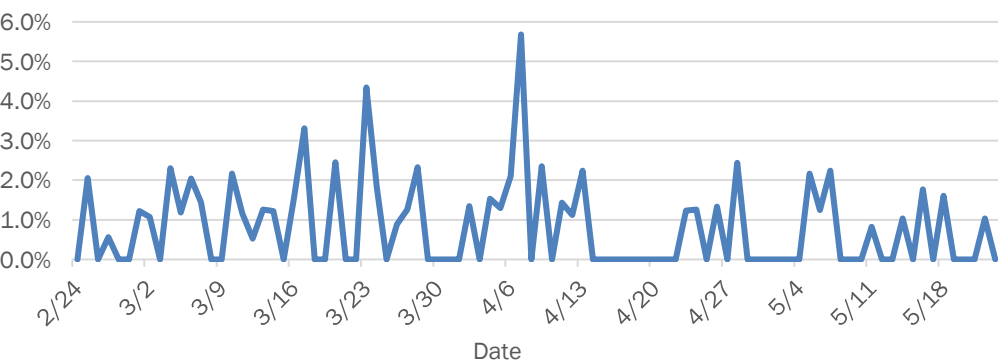


## Emergency department (ED) chief complaint and admission data for Putnam County

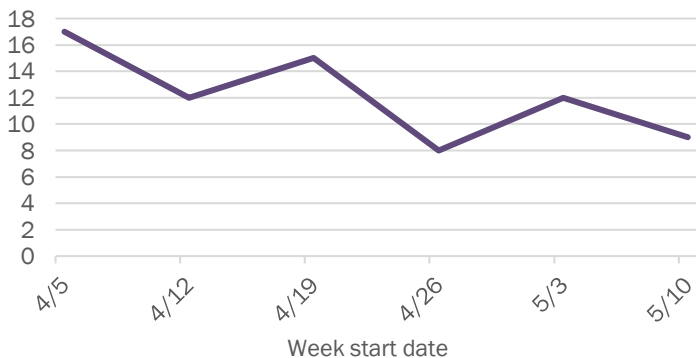
### Daily percent of ED visits mentioning cough, fever, or shortness of breath



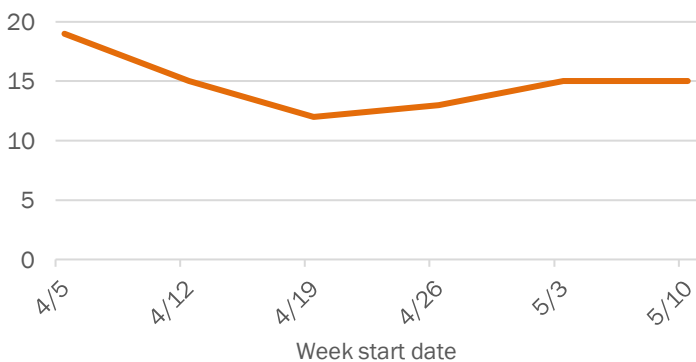
### Daily percent of ED visits resulting in cough-associated admissions



### Weekly count of ED visits for influenza-like illness



### Weekly count of ED visits for COVID-like illness



The Electronic Surveillance System for the Early Notification of Community-Based Epidemics (ESSENCE-FL) includes chief complaint data from 211 of 212 Florida EDs. Data are transmitted electronically to ESSENCE-FL daily or hourly.

# Coronavirus: summary for Santa Rosa County

Data for May 23, 2020 (verified at 10 AM)

Data in this report are provisional and subject to change.

Confirmed cases

Total cases

207

Florida residents

204

Non-Florida residents

3

Gender for Florida residents

Men

143

Women

61

Unknown

0

Age for Florida residents

Range

0 - 94

Median age

49

Cases confirmed in Florida residents per day

2

5/9

2

5/10

2

5/11

2

5/12

1

5/13

1

5/14

1

5/15

1

5/16

2

5/17

1

5/18

11

5/19

1

5/20

4

5/21

5

5/22

Date case confirmed

Race, ethnicity	Cases	Hospitalizations	Deaths
White	146	17	6
Hispanic	8	1	1
Non-Hispanic	137	16	5
Unknown ethnicity	1	0	0
Black	32	6	3
Hispanic	1	0	0
Non-Hispanic	31	6	3
Unknown ethnicity	0	0	0
Other	5	1	0
Hispanic	1	0	0
Non-Hispanic	4	1	0
Unknown ethnicity	0	0	0
Unknown race	21	0	0
Hispanic	1	0	0
Non-Hispanic	1	0	0
Unknown ethnicity	19	0	0
Total	204	24	9

Hospitalization

counts include anyone who was hospitalized at some point during their illness. It does not reflect the number of people currently hospitalized.

Other race

includes any person with a race of American Indian/Alaskan native, Asian, native Hawaiian/Pacific Islander, or other.

Outcomes for Florida residents

Santa Rosa

Hospitalizations

24

(12% of all cases)

Deaths

9

(4% of all cases)

Statewide

Hospitalizations

9,310

(19% of all cases)

Deaths

2,233

(5% of all cases)

Cases in facility staff/residents

Santa Rosa

Long-term care

13

(6% of all cases)

Correctional

84

(41% of all cases)

Statewide

Long-term care

8,168

(17% of all cases)

Correctional

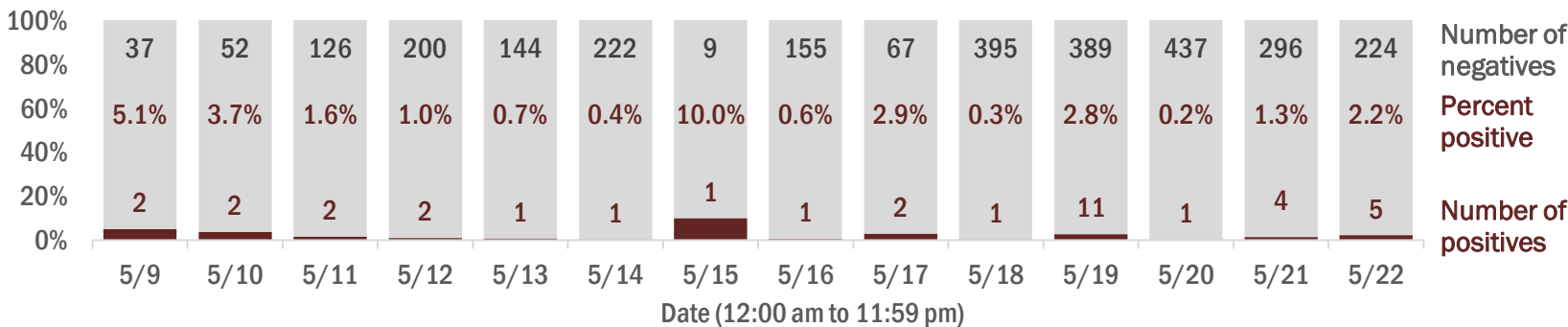
2,275

(5% of all cases)

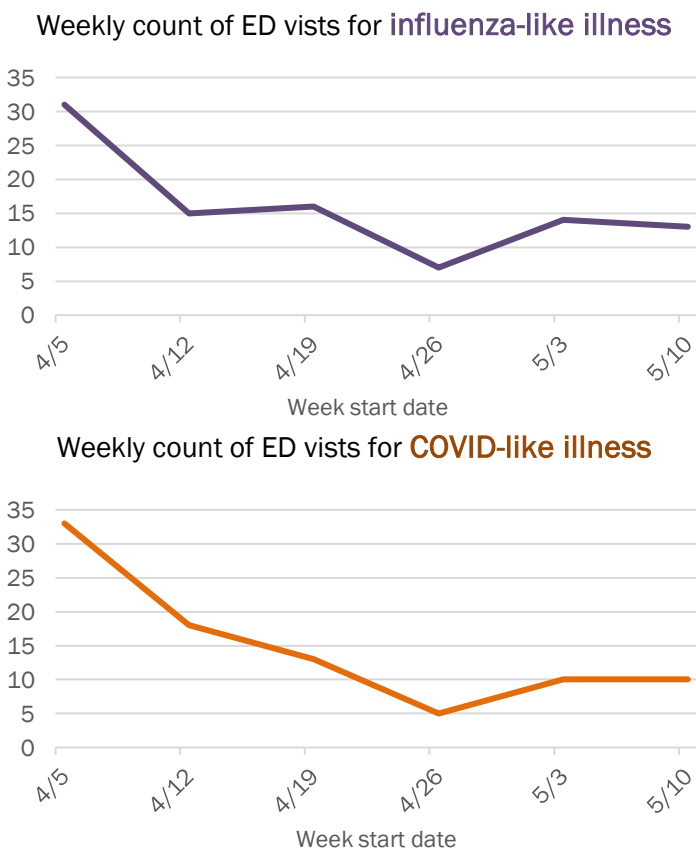
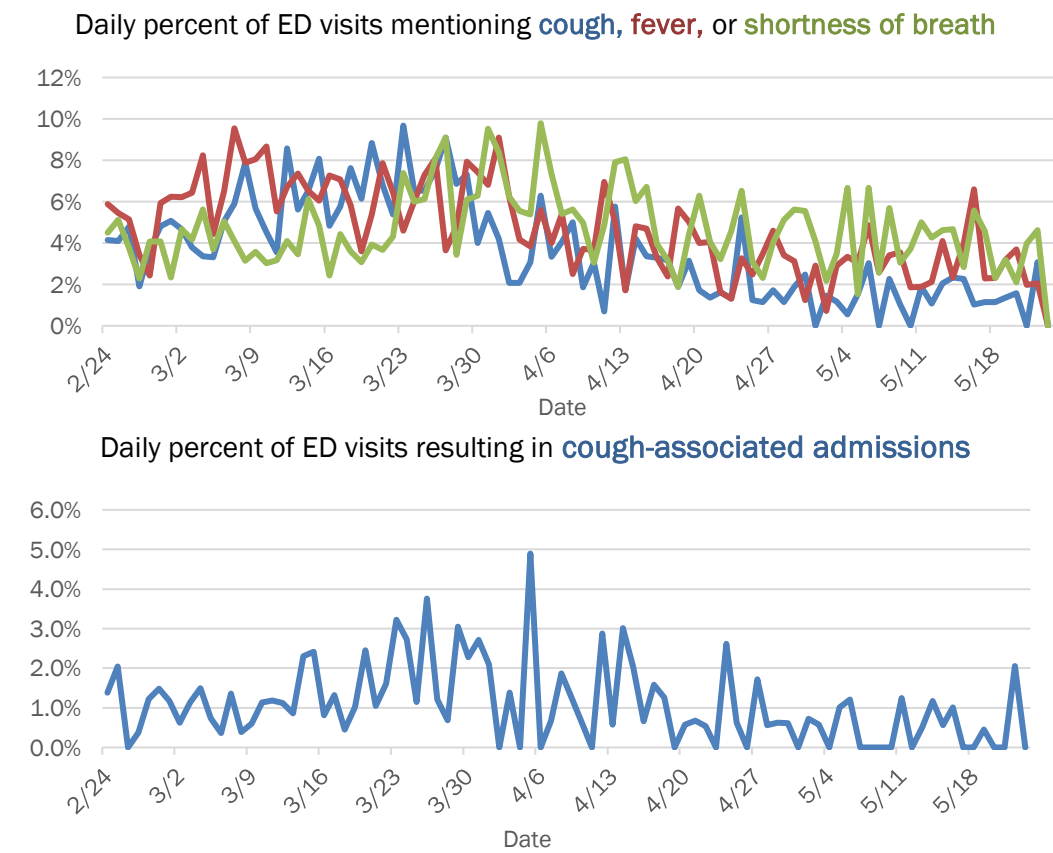
## Laboratory testing for Florida residents and non-Florida residents over the past 2 weeks

### Number and percent of positive labs

These counts include the number of people for whom the department received laboratory results by day. This percent is the number of people who test positive for the first time divided by all the people tested that day, excluding people who have previously tested positive.



## Emergency department (ED) chief complaint and admission data for Santa Rosa County

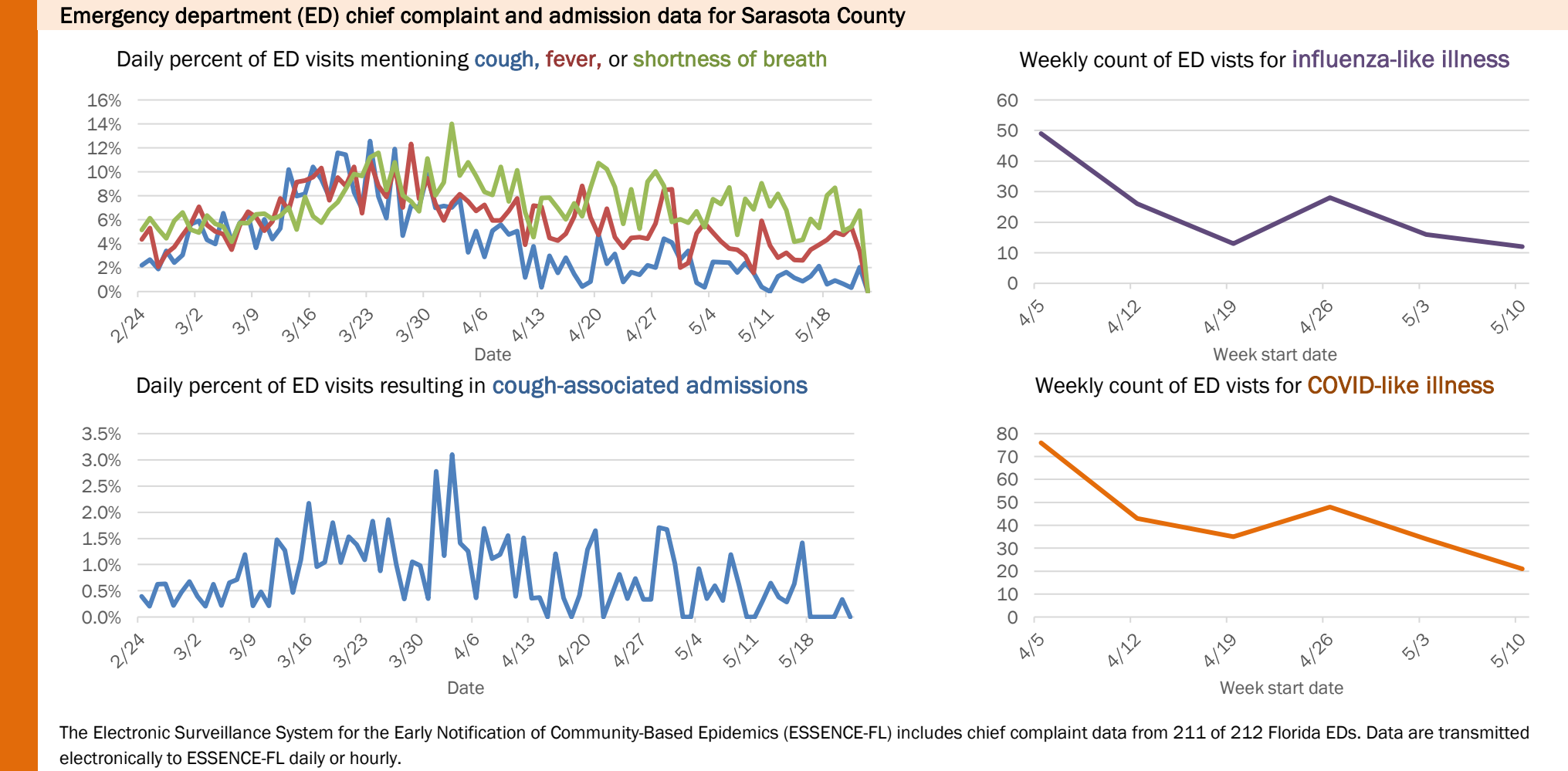
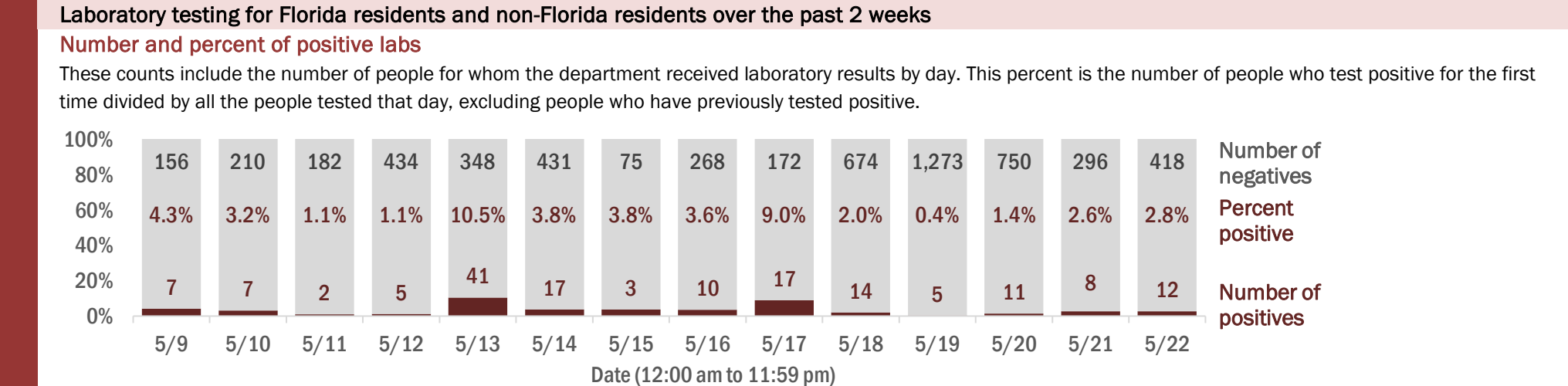
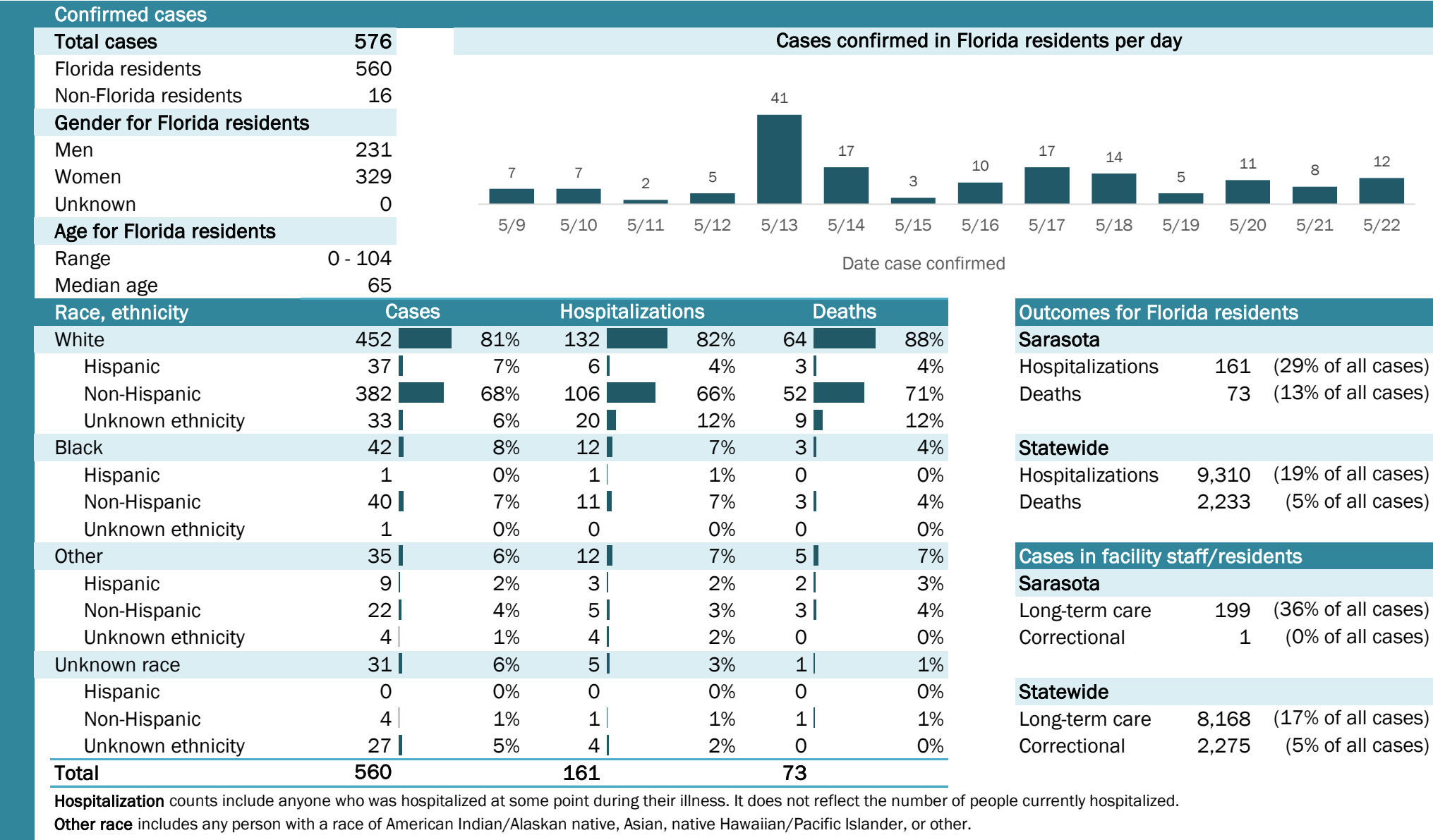


The Electronic Surveillance System for the Early Notification of Community-Based Epidemics (ESSENCE-FL) includes chief complaint data from 211 of 212 Florida EDs. Data are transmitted electronically to ESSENCE-FL daily or hourly.

# Coronavirus: summary for Sarasota County

Data for May 23, 2020 (verified at 10 AM)

Data in this report are provisional and subject to change.

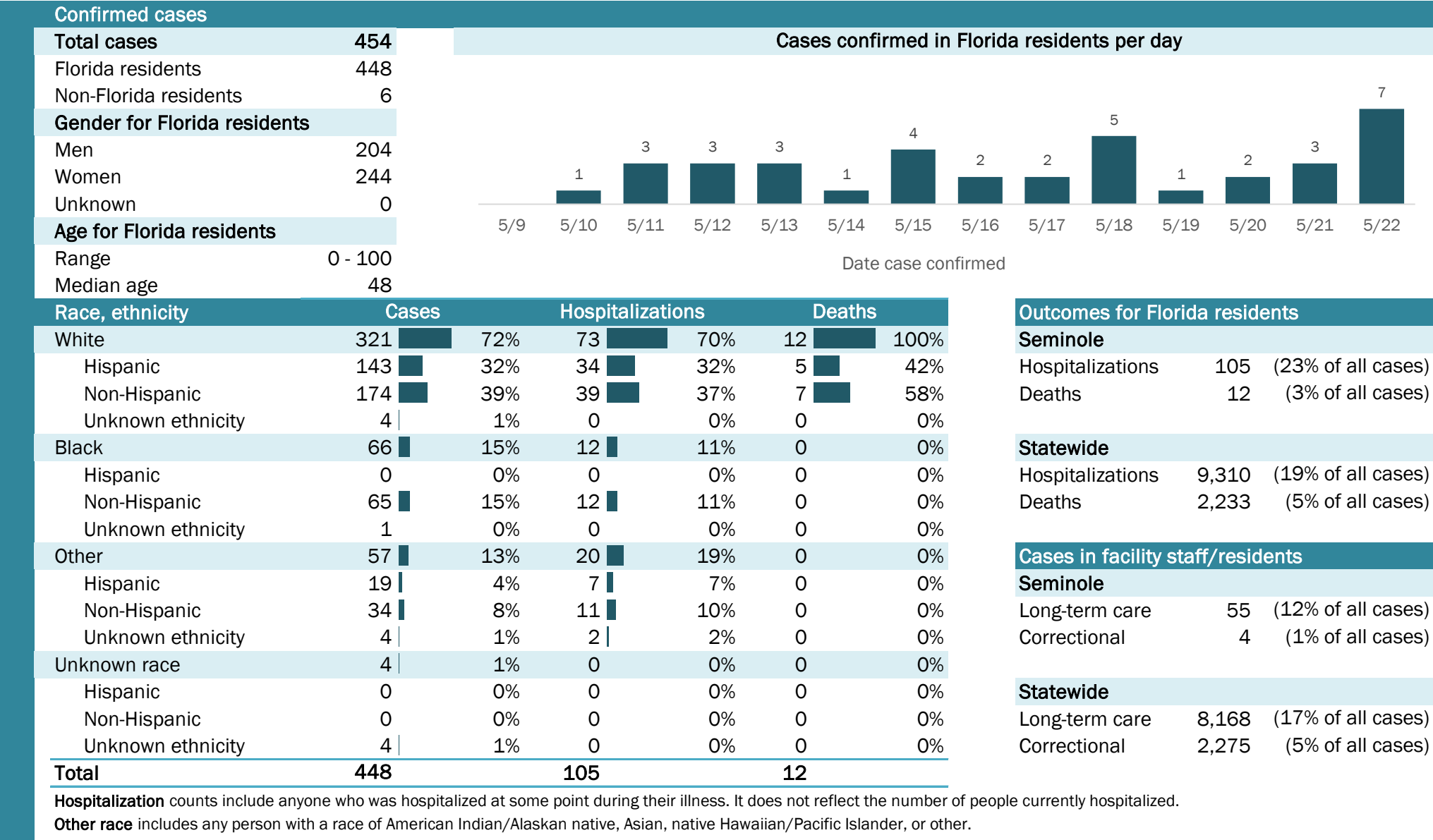




# Coronavirus: summary for Seminole County

Data for May 23, 2020 (verified at 10 AM)

Data in this report are provisional and subject to change.



# Coronavirus: summary for St. Johns County

Data for May 23, 2020 (verified at 10 AM)

Data in this report are provisional and subject to change.

Confirmed cases

Total cases	238
Florida residents	227
Non-Florida residents	11
Gender for Florida residents	
Men	113
Women	114
Unknown	0
Age for Florida residents	
Range	2 - 97
Median age	52

Cases confirmed in Florida residents per day

Date	Cases
5/9	0
5/10	1
5/11	1
5/12	3
5/13	3
5/14	0
5/15	0
5/16	0
5/17	0
5/18	2
5/19	0
5/20	0
5/21	2
5/22	1

Race, ethnicity	Cases	Hospitalizations	Deaths
White	178 78%	31 84%	5 100%
Hispanic	12 5%	2 5%	0 0%
Non-Hispanic	159 70%	29 78%	5 100%
Unknown ethnicity	7 3%	0 0%	0 0%
Black	15 7%	0 0%	0 0%
Hispanic	0 0%	0 0%	0 0%
Non-Hispanic	14 6%	0 0%	0 0%
Unknown ethnicity	1 0%	0 0%	0 0%
Other	16 7%	5 14%	0 0%
Hispanic	1 0%	0 0%	0 0%
Non-Hispanic	12 5%	4 11%	0 0%
Unknown ethnicity	3 1%	1 3%	0 0%
Unknown race	18 8%	1 3%	0 0%
Hispanic	2 1%	0 0%	0 0%
Non-Hispanic	0 0%	0 0%	0 0%
Unknown ethnicity	16 7%	1 3%	0 0%
Total	227	37	5

**Hospitalization** counts include anyone who was hospitalized at some point during their illness. It does not reflect the number of people currently hospitalized.

**Other race** includes any person with a race of American Indian/Alaskan native, Asian, native Hawaiian/Pacific Islander, or other.

Outcomes for Florida residents

St. Johns

Hospitalizations	37	(16% of all cases)
Deaths	5	(2% of all cases)

Statewide

Hospitalizations	9,310	(19% of all cases)
Deaths	2,233	(5% of all cases)

Cases in facility staff/residents

St. Johns

Long-term care	11	(5% of all cases)
Correctional	2	(1% of all cases)

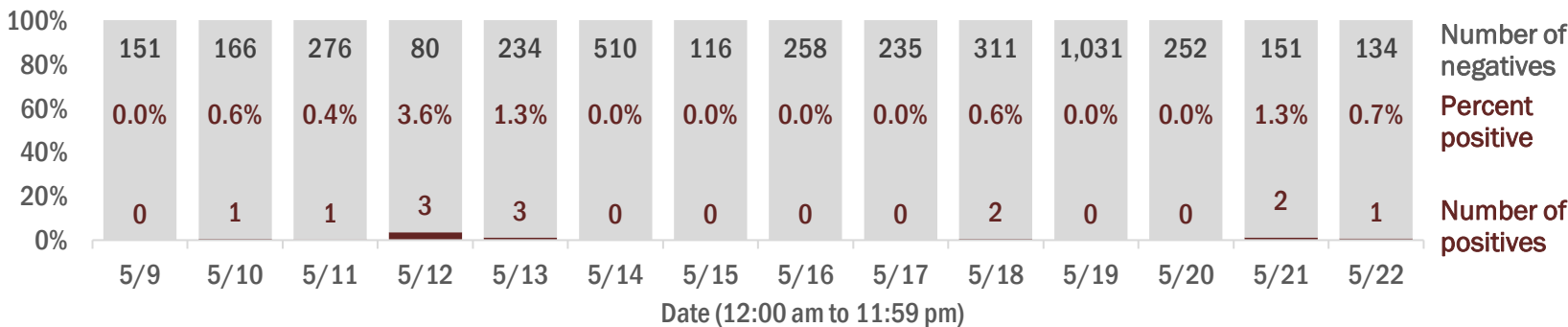
Statewide

Long-term care	8,168	(17% of all cases)
Correctional	2,275	(5% of all cases)

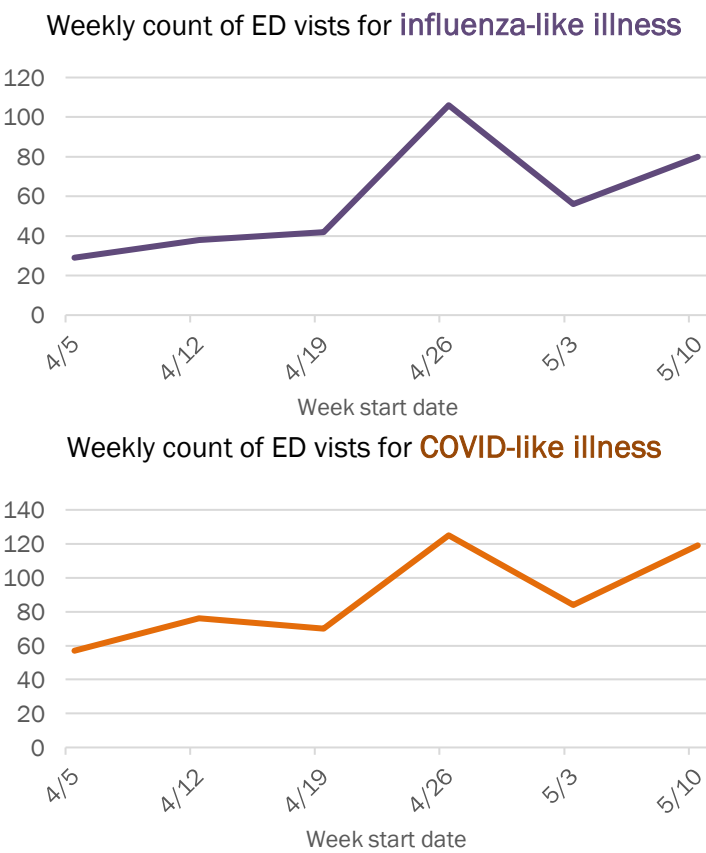
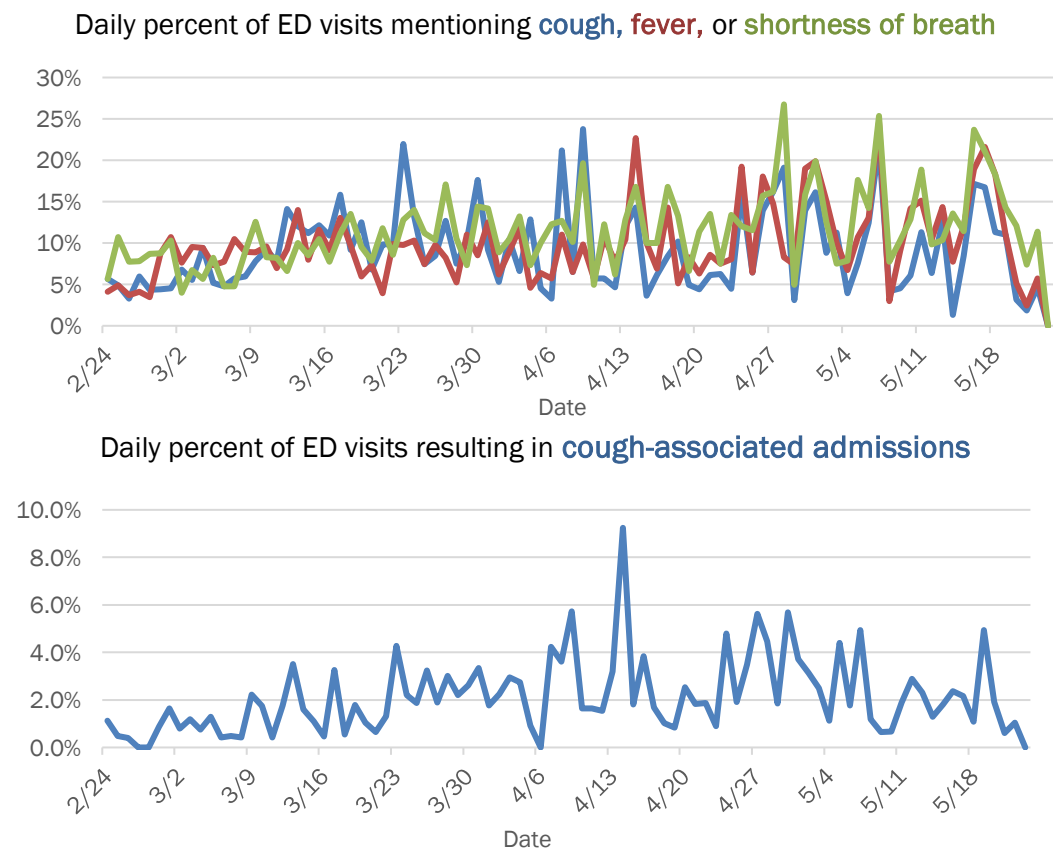
## Laboratory testing for Florida residents and non-Florida residents over the past 2 weeks

### Number and percent of positive labs

These counts include the number of people for whom the department received laboratory results by day. This percent is the number of people who test positive for the first time divided by all the people tested that day, excluding people who have previously tested positive.



## Emergency department (ED) chief complaint and admission data for St. Johns County

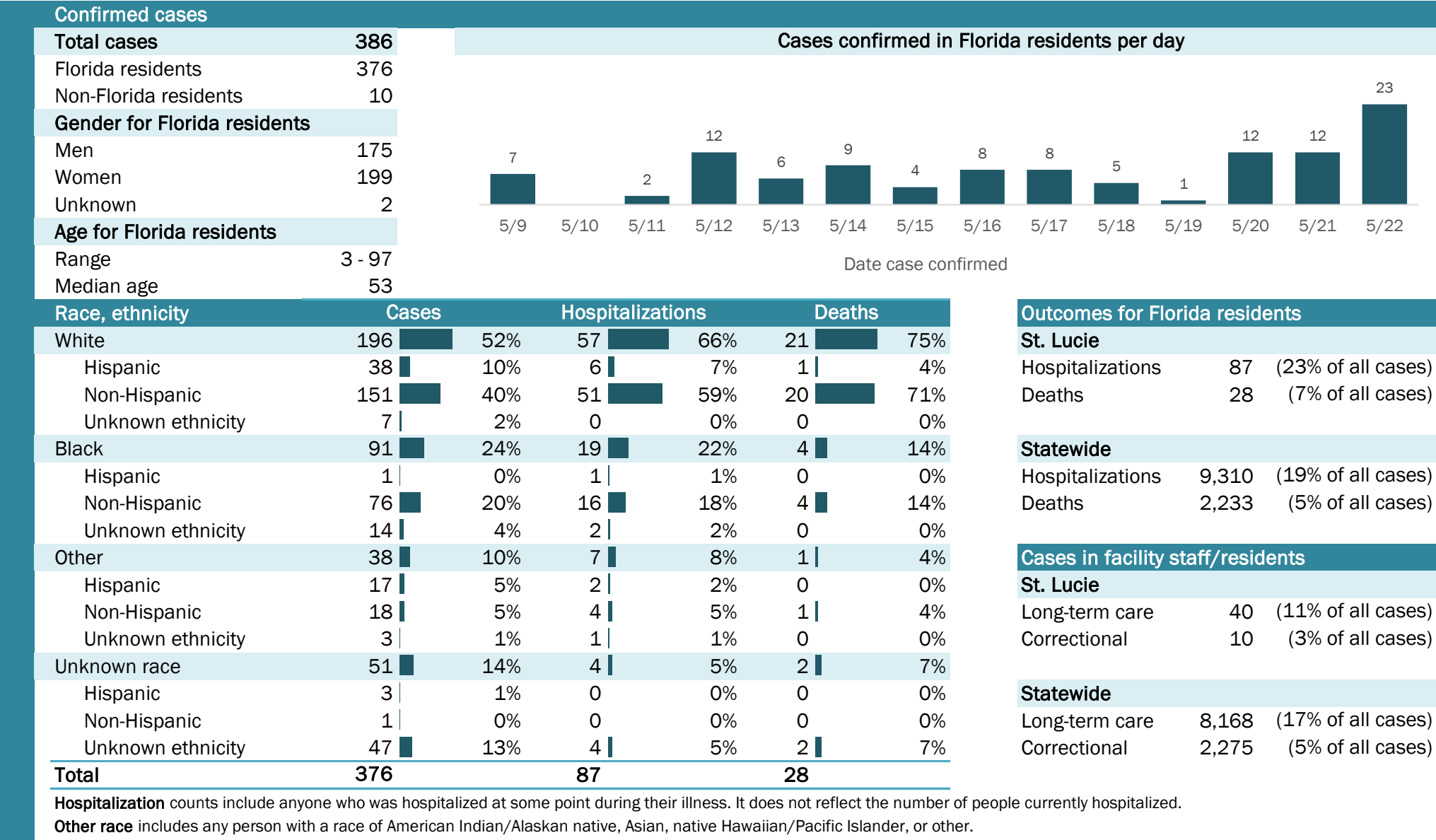


The Electronic Surveillance System for the Early Notification of Community-Based Epidemics (ESSENCE-FL) includes chief complaint data from 211 of 212 Florida EDs. Data are transmitted electronically to ESSENCE-FL daily or hourly.

# Coronavirus: summary for St. Lucie County

Data for May 23, 2020 (verified at 10 AM)

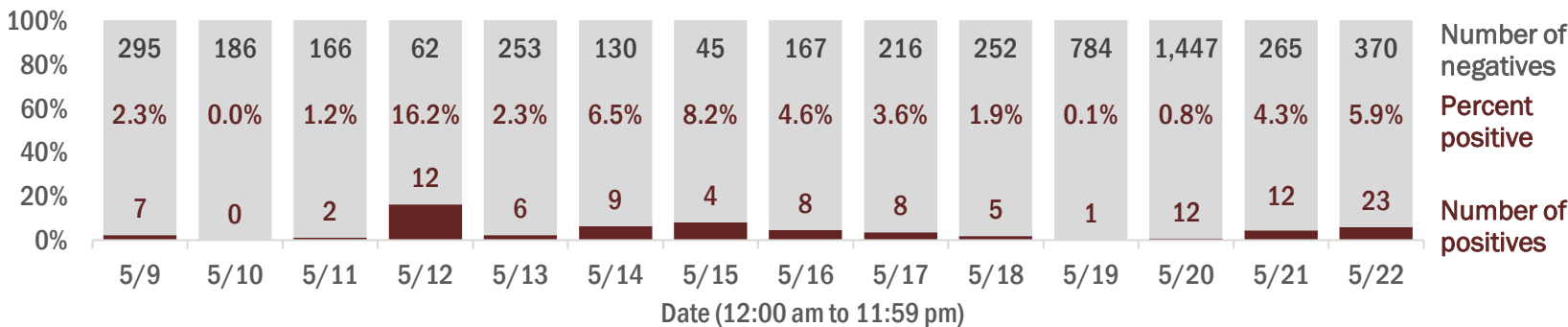
Data in this report are provisional and subject to change.



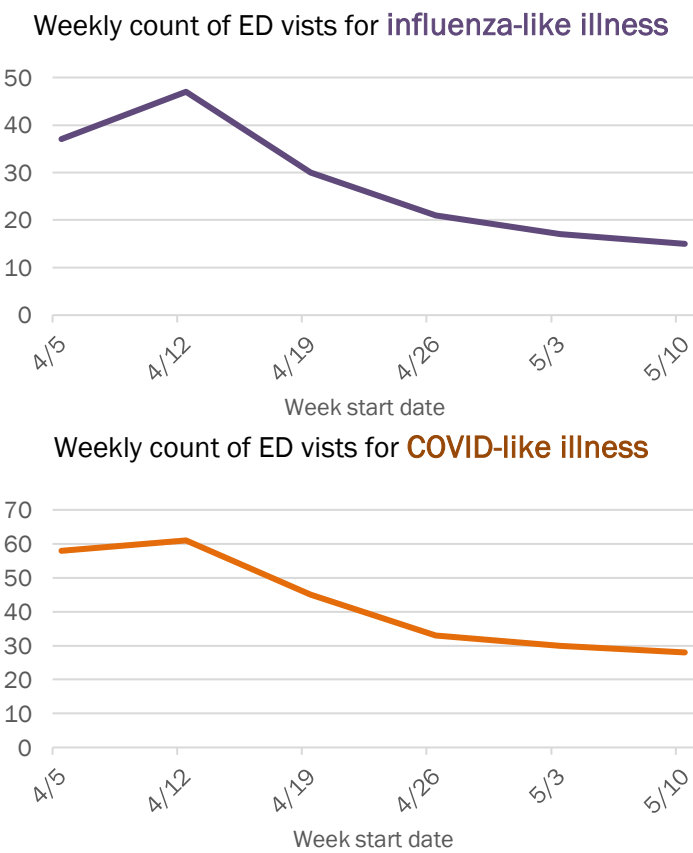
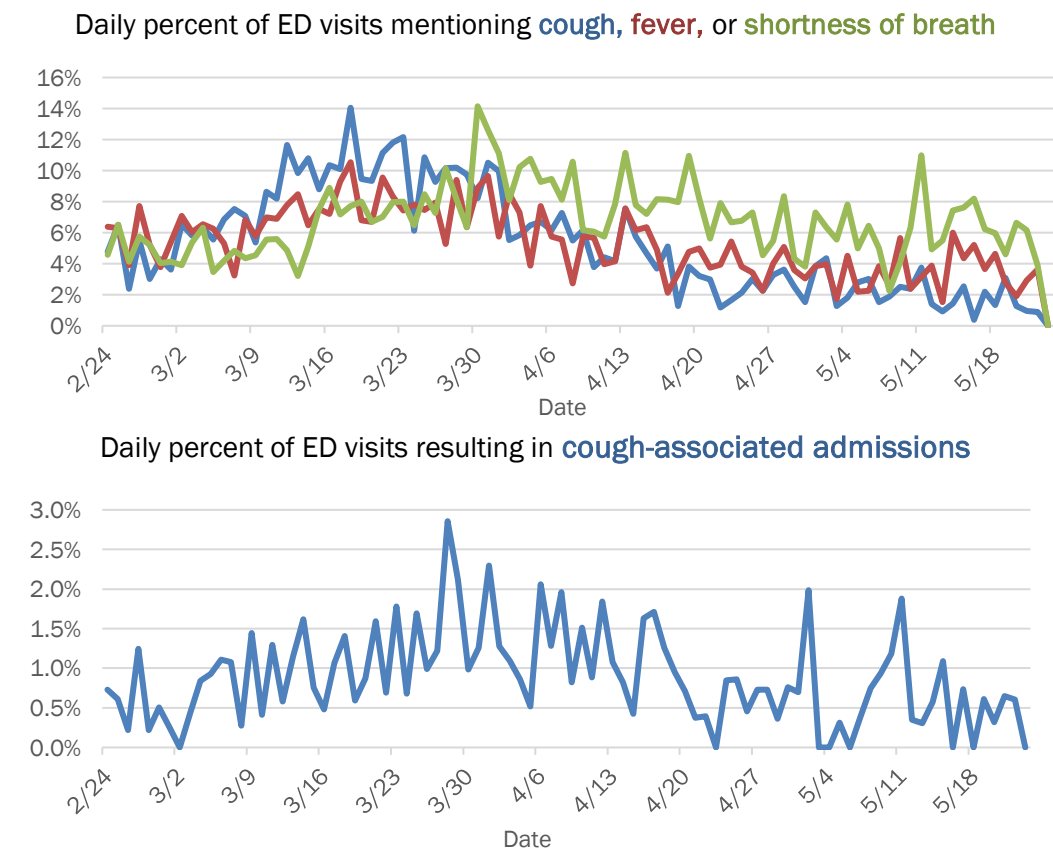
## Laboratory testing for Florida residents and non-Florida residents over the past 2 weeks

### Number and percent of positive labs

These counts include the number of people for whom the department received laboratory results by day. This percent is the number of people who test positive for the first time divided by all the people tested that day, excluding people who have previously tested positive.



## Emergency department (ED) chief complaint and admission data for St. Lucie County



The Electronic Surveillance System for the Early Notification of Community-Based Epidemics (ESSENCE-FL) includes chief complaint data from 211 of 212 Florida EDs. Data are transmitted electronically to ESSENCE-FL daily or hourly.

# Coronavirus: summary for Sumter County

Data for May 23, 2020 (verified at 10 AM)

Data in this report are provisional and subject to change.

Confirmed cases

Total cases

253

Florida residents

252

Non-Florida residents

1

Gender for Florida residents

Men

180

Women

72

Unknown

0

Age for Florida residents

Range

17 - 92

Median age

65

Cases confirmed in Florida residents per day

3

5/9

1

5/10

1

5/12

1

5/13

3

5/14

2

5/15

1

5/17

1

5/19

1

5/20

1

5/22

Race, ethnicity	Cases	Hospitalizations	Deaths
White	210	38	15
Hispanic	12	3	0
Non-Hispanic	196	35	15
Unknown ethnicity	2	0	0
Black	34	5	1
Hispanic	0	0	0
Non-Hispanic	34	5	1
Unknown ethnicity	0	0	0
Other	5	1	1
Hispanic	2	0	0
Non-Hispanic	3	1	1
Unknown ethnicity	0	0	0
Unknown race	3	0	0
Hispanic	0	0	0
Non-Hispanic	0	0	0
Unknown ethnicity	3	0	0
Total	252	44	17

Hospitalization

counts include anyone who was hospitalized at some point during their illness. It does not reflect the number of people currently hospitalized.

Other race

includes any person with a race of American Indian/Alaskan native, Asian, native Hawaiian/Pacific Islander, or other.

Outcomes for Florida residents

Sumter

Hospitalizations

44

(17% of all cases)

Deaths

17

(7% of all cases)

Statewide

Hospitalizations

9,310

(19% of all cases)

Deaths

2,233

(5% of all cases)

Cases in facility staff/residents

Sumter

Long-term care

7

(3% of all cases)

Correctional

114

(45% of all cases)

Statewide

Long-term care

8,168

(17% of all cases)

Correctional

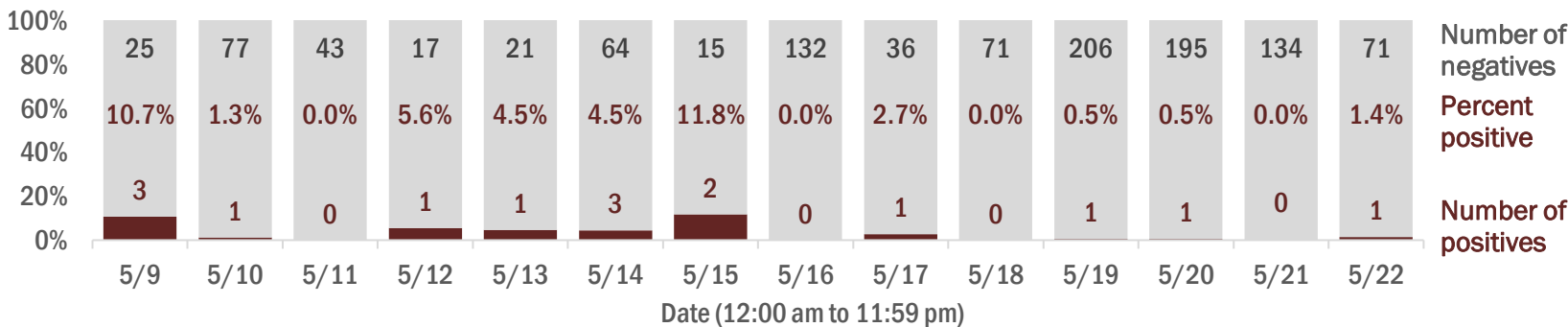
2,275

(5% of all cases)

## Laboratory testing for Florida residents and non-Florida residents over the past 2 weeks

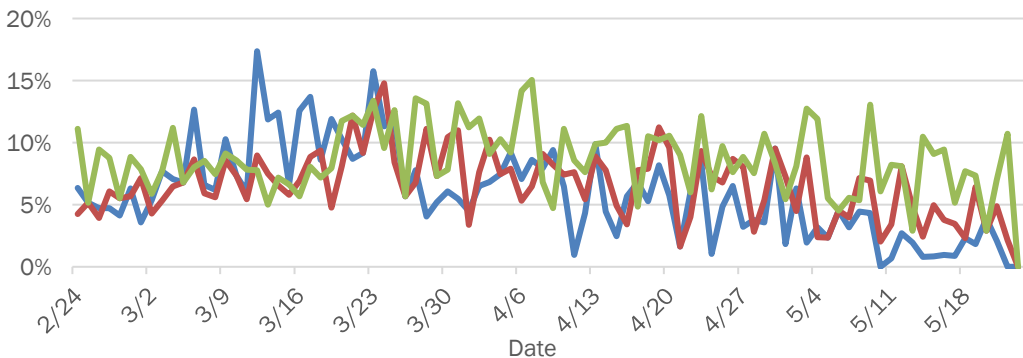
### Number and percent of positive labs

These counts include the number of people for whom the department received laboratory results by day. This percent is the number of people who test positive for the first time divided by all the people tested that day, excluding people who have previously tested positive.

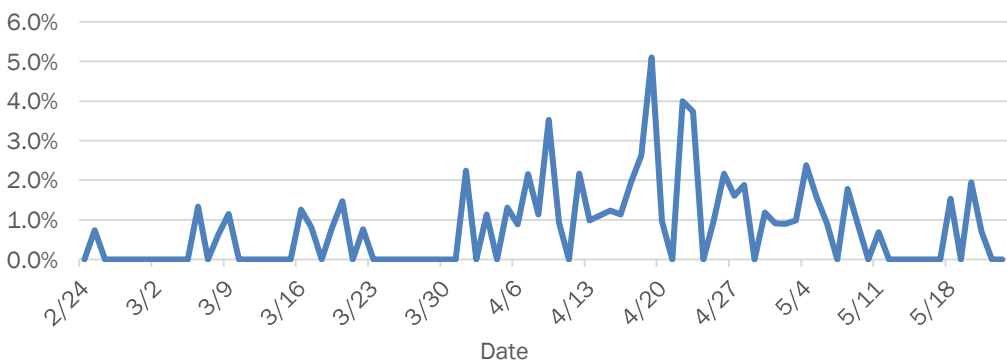


## Emergency department (ED) chief complaint and admission data for Sumter County

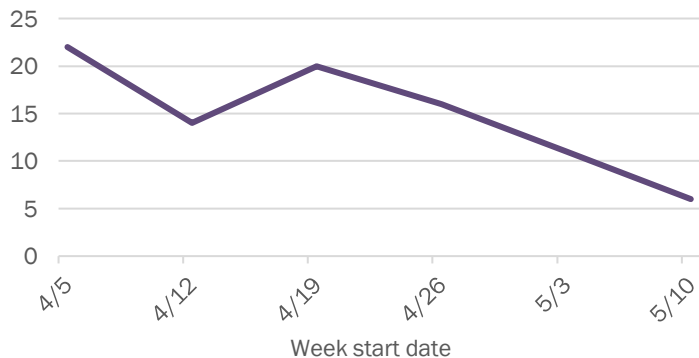
### Daily percent of ED visits mentioning cough, fever, or shortness of breath



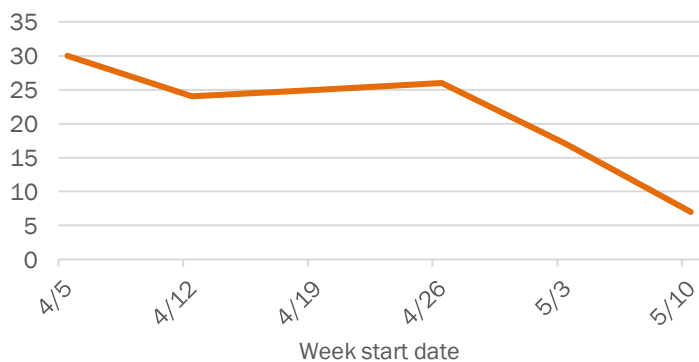
### Daily percent of ED visits resulting in cough-associated admissions



### Weekly count of ED visits for influenza-like illness



### Weekly count of ED visits for COVID-like illness



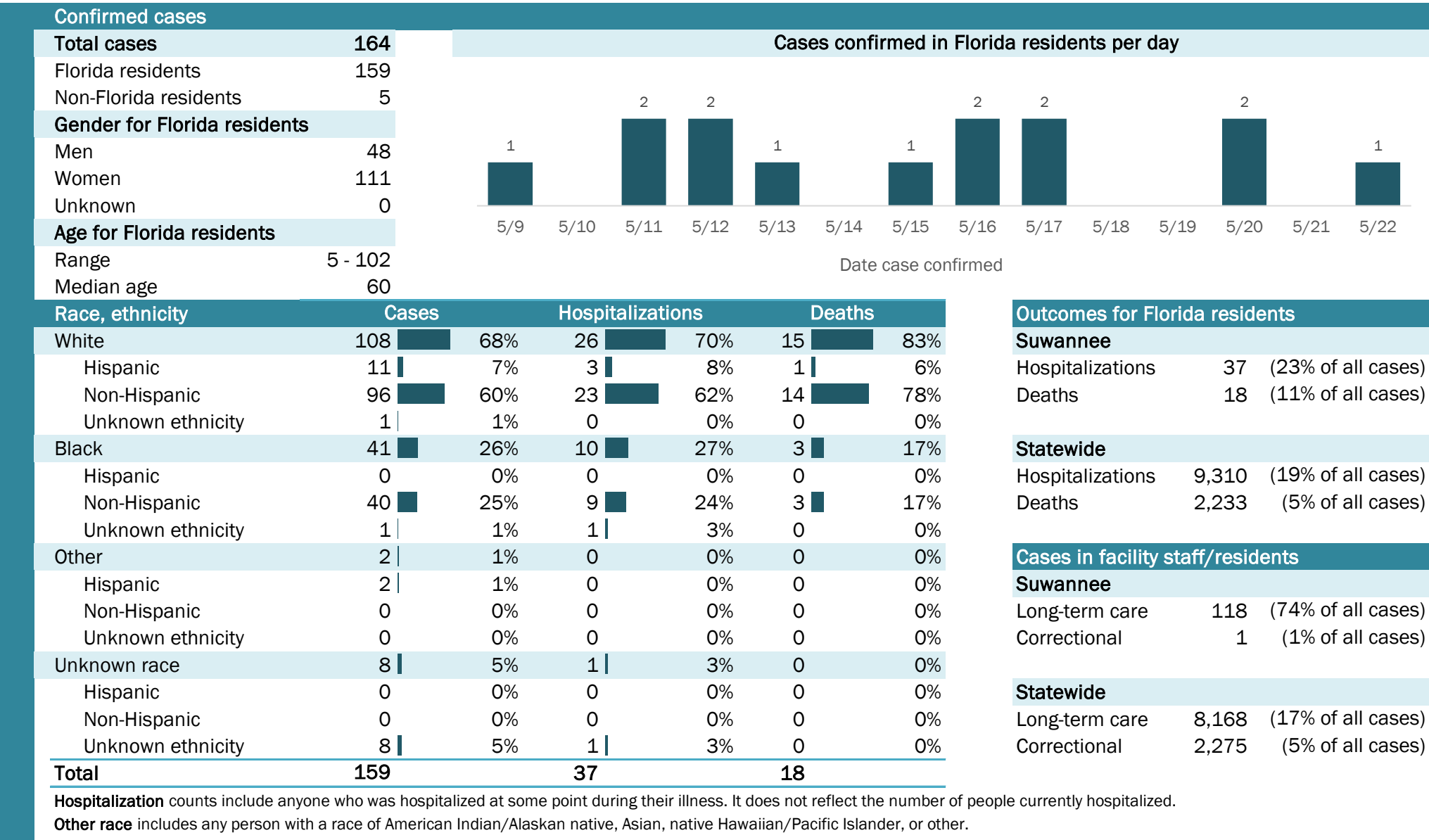
The Electronic Surveillance System for the Early Notification of Community-Based Epidemics (ESSENCE-FL) includes chief complaint data from 211 of 212 Florida EDs. Data are transmitted electronically to ESSENCE-FL daily or hourly.



# Coronavirus: summary for Suwannee County

Data for May 23, 2020 (verified at 10 AM)

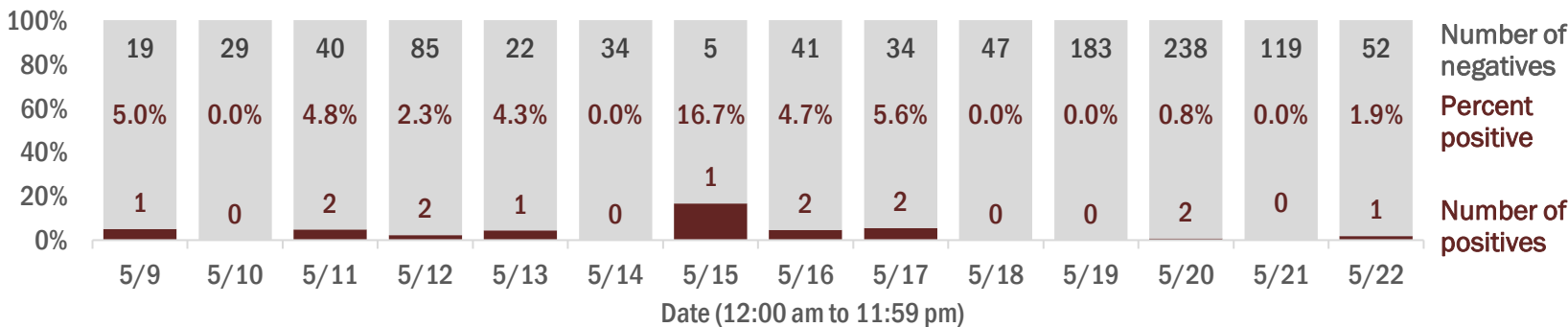
Data in this report are provisional and subject to change.



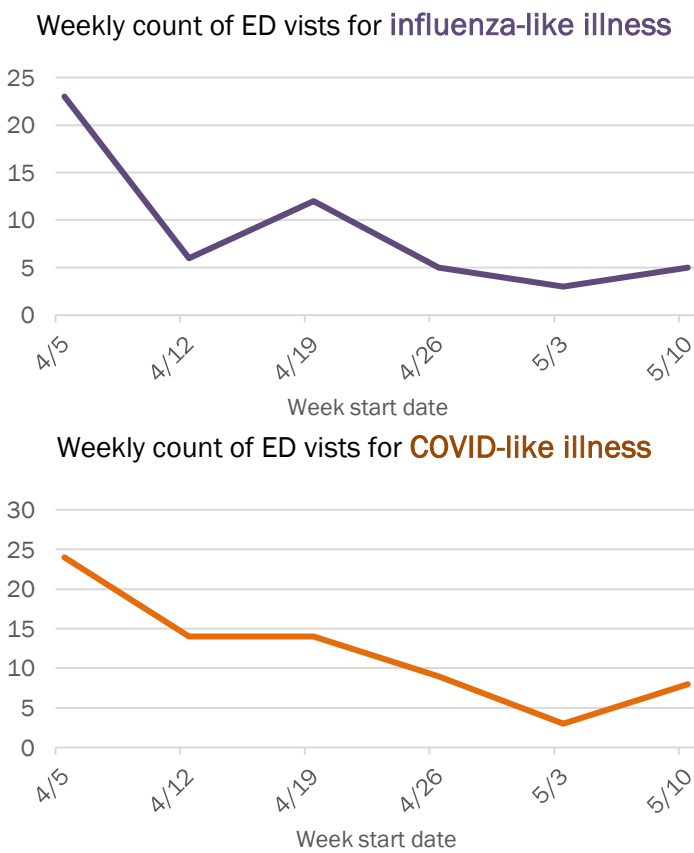
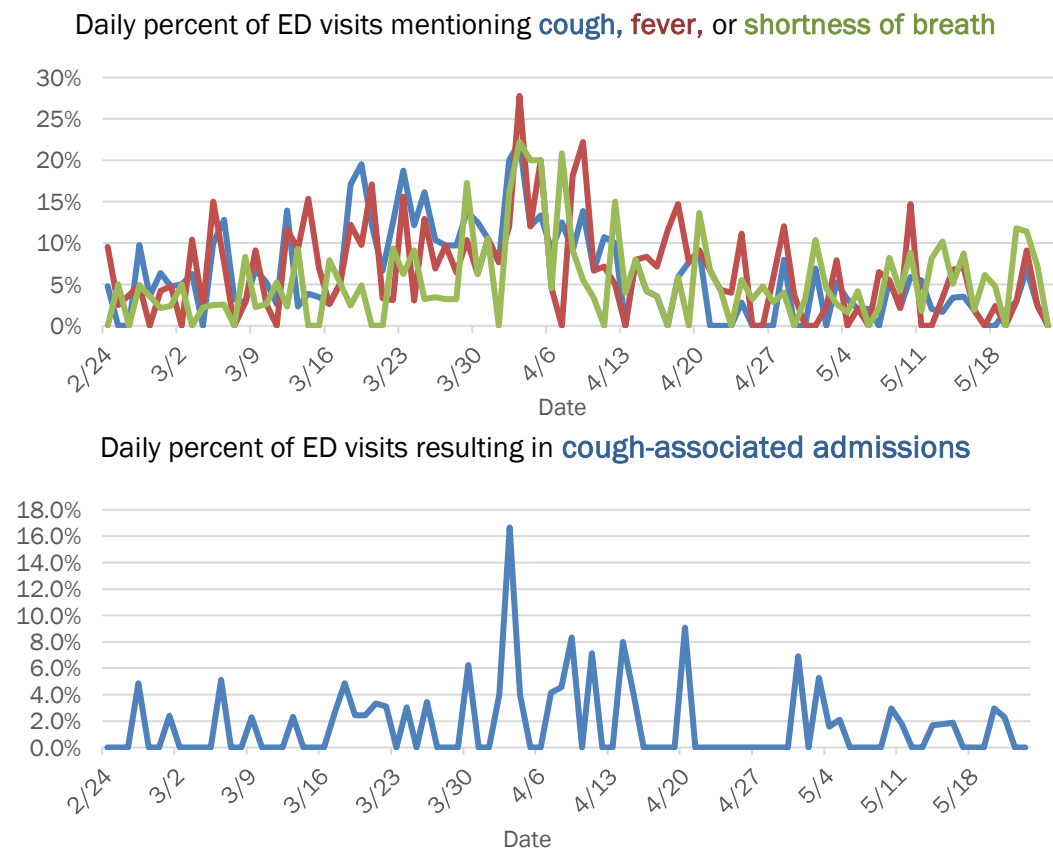
## Laboratory testing for Florida residents and non-Florida residents over the past 2 weeks

### Number and percent of positive labs

These counts include the number of people for whom the department received laboratory results by day. This percent is the number of people who test positive for the first time divided by all the people tested that day, excluding people who have previously tested positive.



## Emergency department (ED) chief complaint and admission data for Suwannee County



The Electronic Surveillance System for the Early Notification of Community-Based Epidemics (ESSENCE-FL) includes chief complaint data from 211 of 212 Florida EDs. Data are transmitted electronically to ESSENCE-FL daily or hourly.

# Coronavirus: summary for Taylor County

Data for May 23, 2020 (verified at 10 AM)

Data in this report are provisional and subject to change.

Confirmed cases

Total cases

11

Cases confirmed in Florida residents per day

2

3

2

1

5/9

5/10

5/11

5/12

5/13

5/14

5/15

5/16

5/17

5/18

5/19

5/20

5/21

5/22

Gender for Florida residents

Men

4

Women

7

Unknown

0

Age for Florida residents

Range

20 - 70

Median age

47

Race, ethnicity	Cases	Hospitalizations	Deaths
White	11100%	0N/A	0N/A
Hispanic	00%	0N/A	0N/A
Non-Hispanic	11100%	0N/A	0N/A
Unknown ethnicity	00%	0N/A	0N/A
Black	00%	0N/A	0N/A
Hispanic	00%	0N/A	0N/A
Non-Hispanic	00%	0N/A	0N/A
Unknown ethnicity	00%	0N/A	0N/A
Other	00%	0N/A	0N/A
Hispanic	00%	0N/A	0N/A
Non-Hispanic	00%	0N/A	0N/A
Unknown ethnicity	00%	0N/A	0N/A
Unknown race	00%	0N/A	0N/A
Hispanic	00%	0N/A	0N/A
Non-Hispanic	00%	0N/A	0N/A
Unknown ethnicity	00%	0N/A	0N/A
Total	11	0	0

Hospitalization

counts include anyone who was hospitalized at some point during their illness. It does not reflect the number of people currently hospitalized.

Other race

includes any person with a race of American Indian/Alaskan native, Asian, native Hawaiian/Pacific Islander, or other.

Outcomes for Florida residents

Taylor

Hospitalizations

0

(0% of all cases)

Deaths

0

(0% of all cases)

Statewide

Hospitalizations

9,310

(19% of all cases)

Deaths

2,233

(5% of all cases)

Cases in facility staff/residents

Taylor

Long-term care

1

(9% of all cases)

Correctional

0

(0% of all cases)

Statewide

Long-term care

8,168

(17% of all cases)

Correctional

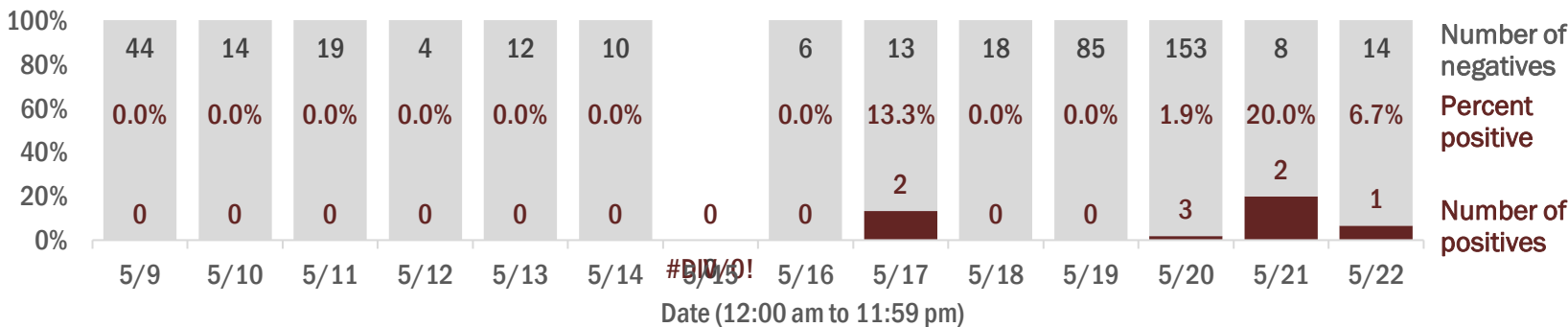
2,275

(5% of all cases)

## Laboratory testing for Florida residents and non-Florida residents over the past 2 weeks

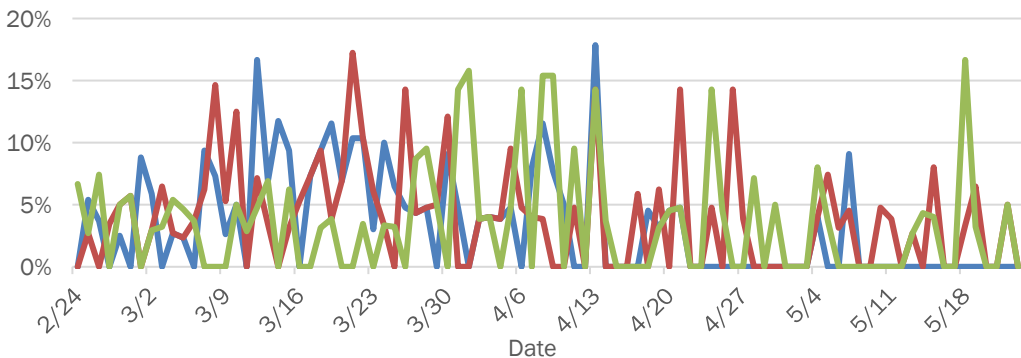
### Number and percent of positive labs

These counts include the number of people for whom the department received laboratory results by day. This percent is the number of people who test positive for the first time divided by all the people tested that day, excluding people who have previously tested positive.

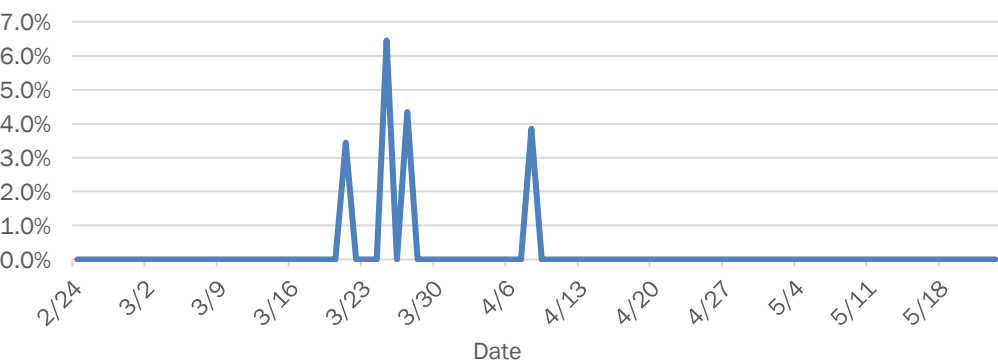


## Emergency department (ED) chief complaint and admission data for Taylor County

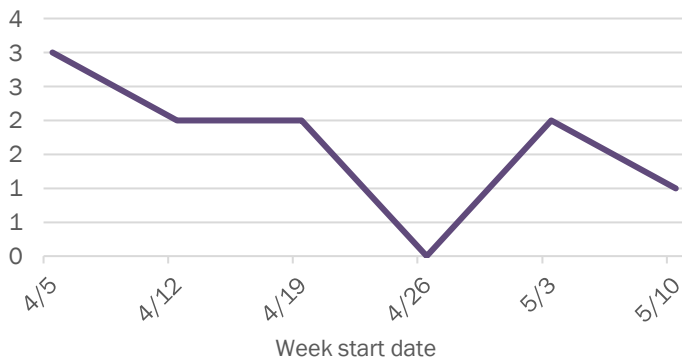
### Daily percent of ED visits mentioning cough, fever, or shortness of breath



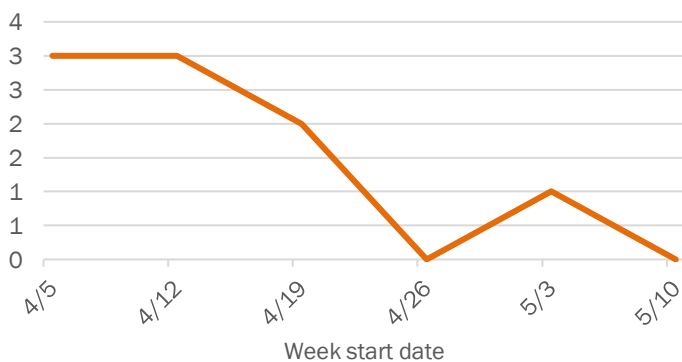
### Daily percent of ED visits resulting in cough-associated admissions



### Weekly count of ED visits for influenza-like illness



### Weekly count of ED visits for COVID-like illness



The Electronic Surveillance System for the Early Notification of Community-Based Epidemics (ESSENCE-FL) includes chief complaint data from 211 of 212 Florida EDs. Data are transmitted electronically to ESSENCE-FL daily or hourly.

# Coronavirus: summary for Union County

Data for May 23, 2020 (verified at 10 AM)

Data in this report are provisional and subject to change.

Confirmed cases

Total cases

29

Florida residents

29

Non-Florida residents

0

Gender for Florida residents

Men

24

Women

5

Unknown

0

Age for Florida residents

Range

25 - 76

Median age

59

Cases confirmed in Florida residents per day

1

3

4

6

5

1

1

5/9

5/10

5/11

5/12

5/13

5/14

5/15

5/16

5/17

5/18

5/19

5/20

5/21

5/22

Date case confirmed

Race, ethnicity	Cases	Hospitalizations	Deaths
White	17	2	0
Hispanic	0	0	0
Non-Hispanic	17	2	0
Unknown ethnicity	0	0	0
Black	9	0	0
Hispanic	0	0	0
Non-Hispanic	8	0	0
Unknown ethnicity	1	0	0
Other	2	0	0
Hispanic	0	0	0
Non-Hispanic	2	0	0
Unknown ethnicity	0	0	0
Unknown race	1	0	0
Hispanic	0	0	0
Non-Hispanic	0	0	0
Unknown ethnicity	1	0	0
Total	29	2	0

Hospitalization

counts include anyone who was hospitalized at some point during their illness. It does not reflect the number of people currently hospitalized.

Other race

includes any person with a race of American Indian/Alaskan native, Asian, native Hawaiian/Pacific Islander, or other.

Outcomes for Florida residents

Union

Hospitalizations

2

(7% of all cases)

Deaths

0

(0% of all cases)

Statewide

Hospitalizations

9,310

(19% of all cases)

Deaths

2,233

(5% of all cases)

Cases in facility staff/residents

Union

Long-term care

0

(0% of all cases)

Correctional

21

(72% of all cases)

Statewide

Long-term care

8,168

(17% of all cases)

Correctional

2,275

(5% of all cases)

## Laboratory testing for Florida residents and non-Florida residents over the past 2 weeks

### Number and percent of positive labs

These counts include the number of people for whom the department received laboratory results by day. This percent is the number of people who test positive for the first time divided by all the people tested that day, excluding people who have previously tested positive.

2

23

48

6

75

9

21

199

287

297

377

21

30

15

0.0%

4.2%

0.0%

33.3%

5.1%

0.0%

22.2%

2.5%

0.0%

0.0%

0.0%

4.5%

3.2%

0.0%

0

1

0

3

4

0

6

5

0

0

0

1

1

0

Number of negatives

Percent positive

Number of positives

5/9

5/10

5/11

5/12

5/13

5/14

5/15

5/16

5/17

5/18

5/19

5/20

5/21

5/22

Date (12:00 am to 11:59 pm)

## Emergency department (ED) chief complaint and admission data for Union County

Daily percent of ED visits mentioning cough, fever, or shortness of breath

2/24

3/2

3/9

3/16

3/23

3/30

4/6

4/13

4/20

4/27

5/4

5/11

5/18

35%

30%

25%

20%

15%

10%

5%

0%

Daily percent of ED visits resulting in cough-associated admissions

2/24

3/2

3/9

3/16

3/23

3/30

4/6

4/13

4/20

4/27

5/4

5/11

5/18

6.0%

5.0%

4.0%

3.0%

2.0%

1.0%

0.0%

Weekly count of ED vists for influenza-like illness

4/5

4/12

4/19

4/26

5/3

5/10

6

5

4

3

2

1

0

Weekly count of ED vists for COVID-like illness

4/5

4/12

4/19

4/26

5/3

5/10

6

5

4

3

2

1

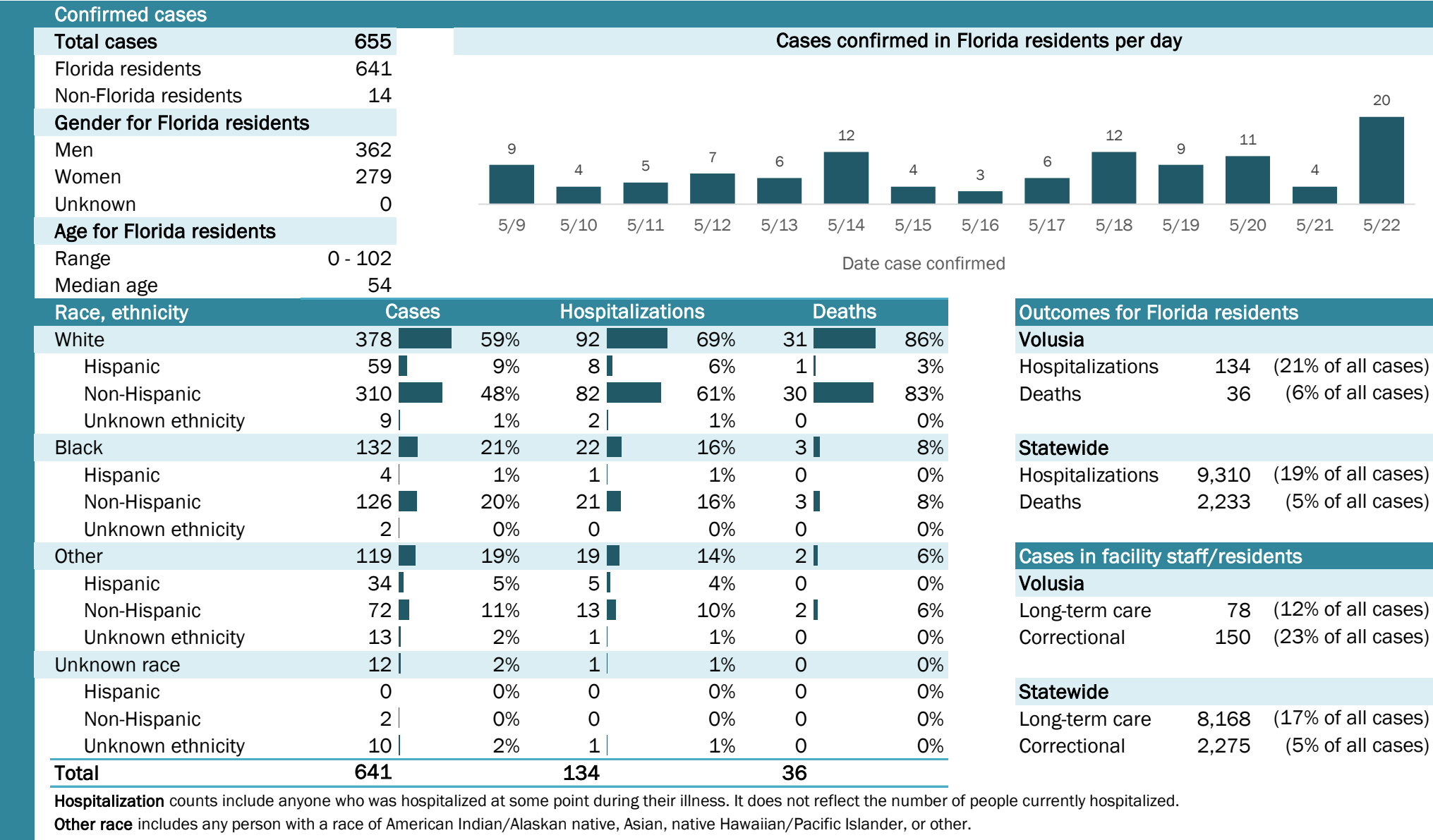
0

The Electronic Surveillance System for the Early Notification of Community-Based Epidemics (ESSENCE-FL) includes chief complaint data from 211 of 212 Florida EDs. Data are transmitted electronically to ESSENCE-FL daily or hourly.

# Coronavirus: summary for Volusia County

Data for May 23, 2020 (verified at 10 AM)

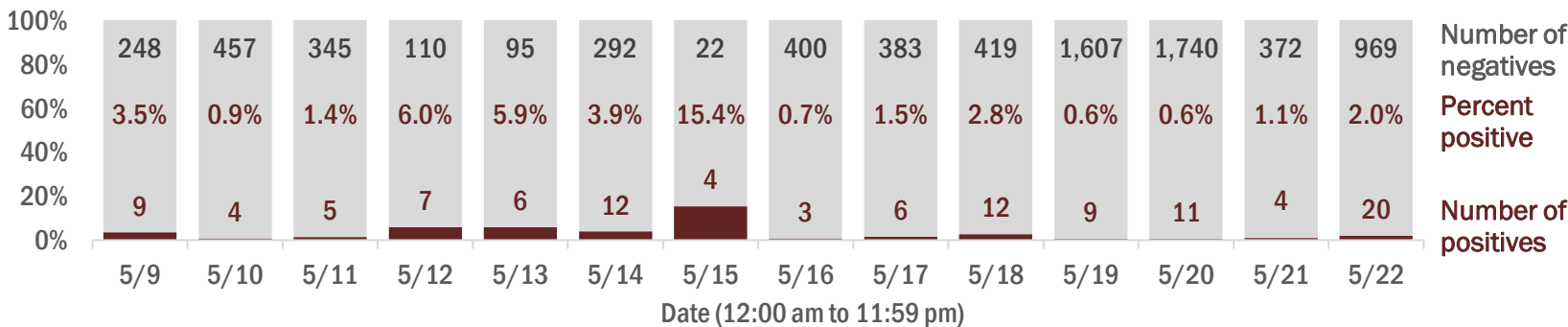
Data in this report are provisional and subject to change.



## Laboratory testing for Florida residents and non-Florida residents over the past 2 weeks

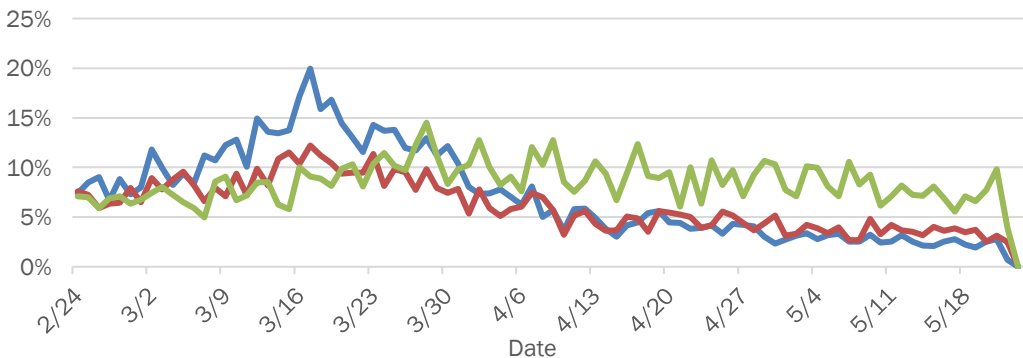
### Number and percent of positive labs

These counts include the number of people for whom the department received laboratory results by day. This percent is the number of people who test positive for the first time divided by all the people tested that day, excluding people who have previously tested positive.

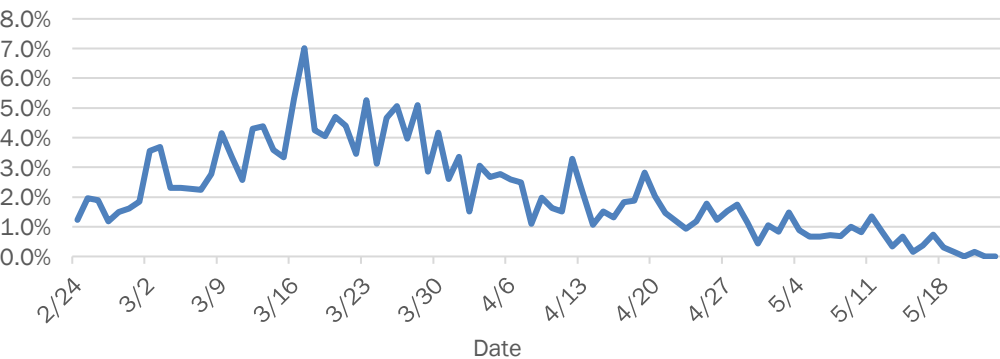


## Emergency department (ED) chief complaint and admission data for Volusia County

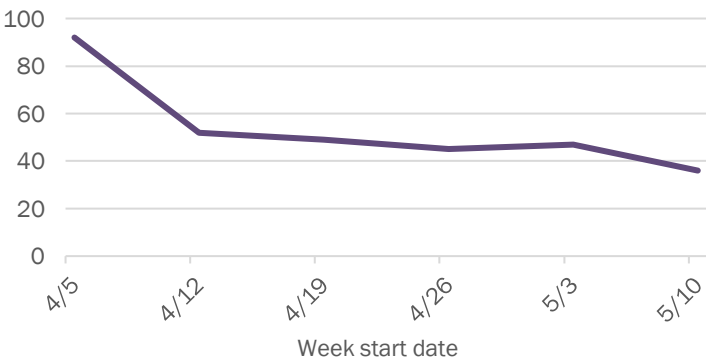
### Daily percent of ED visits mentioning cough, fever, or shortness of breath



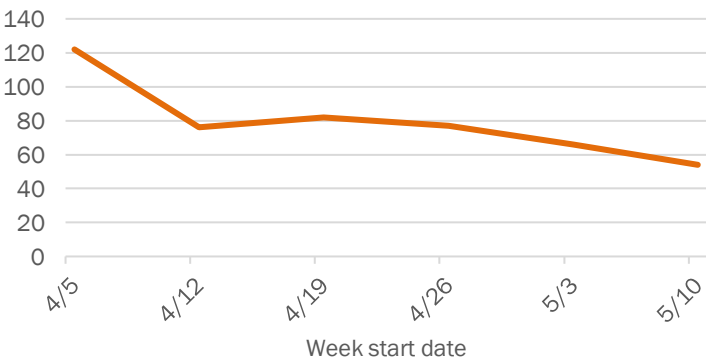
### Daily percent of ED visits resulting in cough-associated admissions



### Weekly count of ED visits for influenza-like illness



### Weekly count of ED visits for COVID-like illness



The Electronic Surveillance System for the Early Notification of Community-Based Epidemics (ESSENCE-FL) includes chief complaint data from 211 of 212 Florida EDs. Data are transmitted electronically to ESSENCE-FL daily or hourly.



# Coronavirus: summary for Wakulla County

Data for May 23, 2020 (verified at 10 AM)

Data in this report are provisional and subject to change.

Confirmed cases

Total cases

32

Cases confirmed in Florida residents per day

2

1

Florida residents

30

Non-Florida residents

2

Gender for Florida residents

Men

9

Women

21

Unknown

0

Age for Florida residents

Range

19 - 86

Median age

47

Race, ethnicity	Cases	Hospitalizations	Deaths
White	14 47%	2 40%	1 100%
Hispanic	0 0%	0 0%	0 0%
Non-Hispanic	14 47%	2 40%	1 100%
Unknown ethnicity	0 0%	0 0%	0 0%
Black	13 43%	2 40%	0 0%
Hispanic	0 0%	0 0%	0 0%
Non-Hispanic	13 43%	2 40%	0 0%
Unknown ethnicity	0 0%	0 0%	0 0%
Other	3 10%	1 20%	0 0%
Hispanic	0 0%	0 0%	0 0%
Non-Hispanic	3 10%	1 20%	0 0%
Unknown ethnicity	0 0%	0 0%	0 0%
Unknown race	0 0%	0 0%	0 0%
Hispanic	0 0%	0 0%	0 0%
Non-Hispanic	0 0%	0 0%	0 0%
Unknown ethnicity	0 0%	0 0%	0 0%
Total	30	5	1

Hospitalization

counts include anyone who was hospitalized at some point during their illness. It does not reflect the number of people currently hospitalized.

Other race

includes any person with a race of American Indian/Alaskan native, Asian, native Hawaiian/Pacific Islander, or other.

Outcomes for Florida residents

Wakulla

Hospitalizations

5

(17% of all cases)

Deaths

1

(3% of all cases)

Statewide

Hospitalizations

9,310

(19% of all cases)

Deaths

2,233

(5% of all cases)

Cases in facility staff/residents

Wakulla

Long-term care

12

(40% of all cases)

Correctional

4

(13% of all cases)

Statewide

Long-term care

8,168

(17% of all cases)

Correctional

2,275

(5% of all cases)

## Laboratory testing for Florida residents and non-Florida residents over the past 2 weeks

### Number and percent of positive labs

These counts include the number of people for whom the department received laboratory results by day. This percent is the number of people who test positive for the first time divided by all the people tested that day, excluding people who have previously tested positive.

Date	Number of negatives	Percent positive	Number of positives
5/9	26	0.0%	0
5/10	42	0.0%	0
5/11	26	7.1%	2
5/12	32	0.0%	0
5/13	23	0.0%	0
5/14	14	0.0%	0
5/15	2	0.0%	0
5/16	65	1.5%	1
5/17	16	0.0%	0
5/18	43	0.0%	0
5/19	167	0.0%	0
5/20	64	0.0%	0
5/21	69	0.0%	0
5/22	64	0.0%	0

## Emergency department (ED) chief complaint and admission data for Wakulla County

### Daily percent of ED visits mentioning cough, fever, or shortness of breath

### Daily percent of ED visits resulting in cough-associated admissions

### Weekly count of ED visits for influenza-like illness

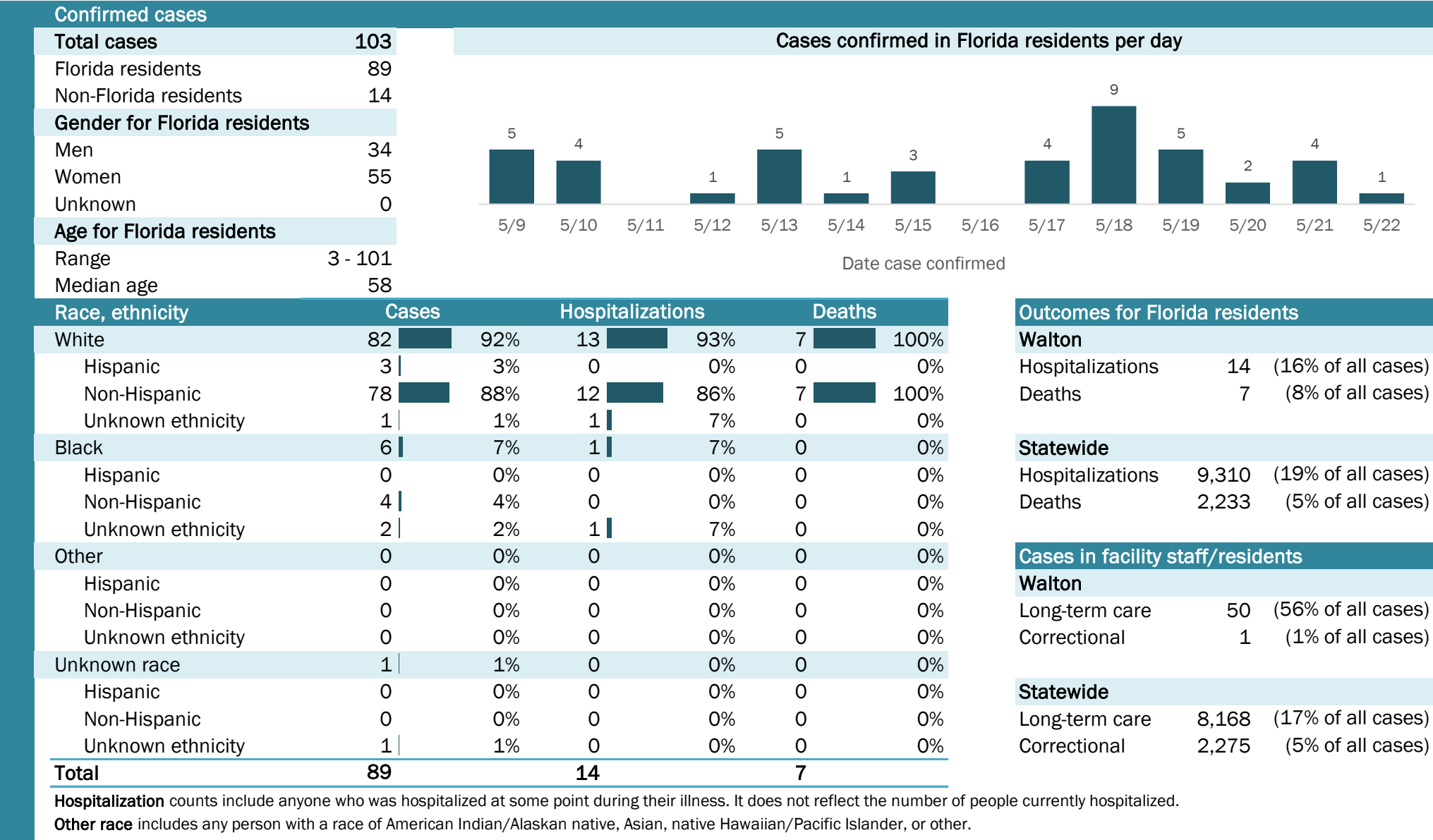
### Weekly count of ED visits for COVID-like illness

The Electronic Surveillance System for the Early Notification of Community-Based Epidemics (ESSENCE-FL) includes chief complaint data from 211 of 212 Florida EDs. Data are transmitted electronically to ESSENCE-FL daily or hourly.

# Coronavirus: summary for Walton County

Data for May 23, 2020 (verified at 10 AM)

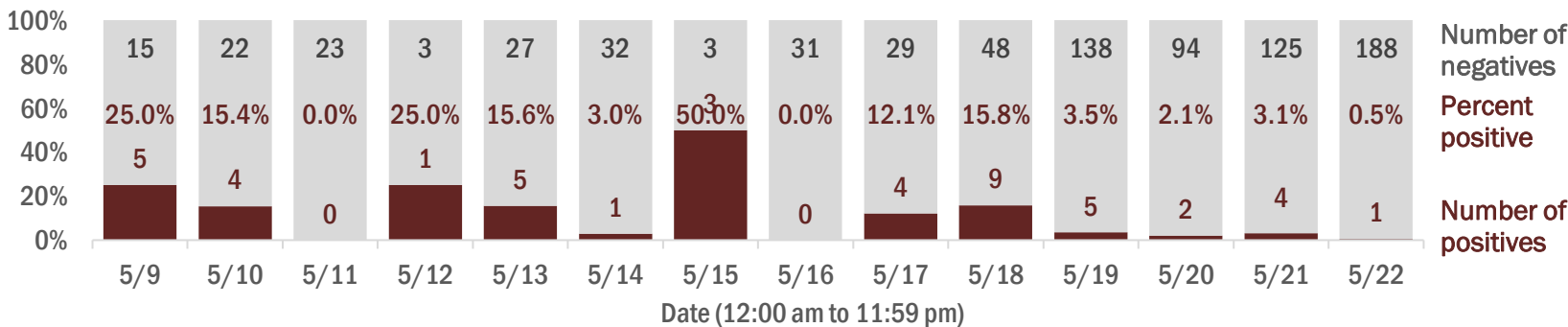
Data in this report are provisional and subject to change.



## Laboratory testing for Florida residents and non-Florida residents over the past 2 weeks

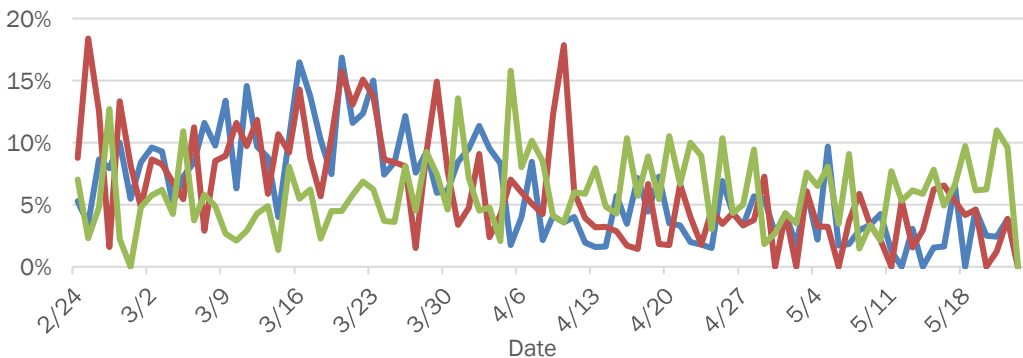
### Number and percent of positive labs

These counts include the number of people for whom the department received laboratory results by day. This percent is the number of people who test positive for the first time divided by all the people tested that day, excluding people who have previously tested positive.

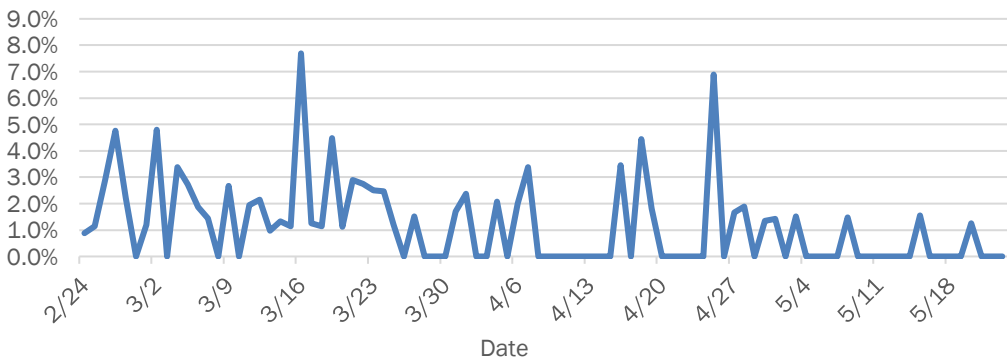


## Emergency department (ED) chief complaint and admission data for Walton County

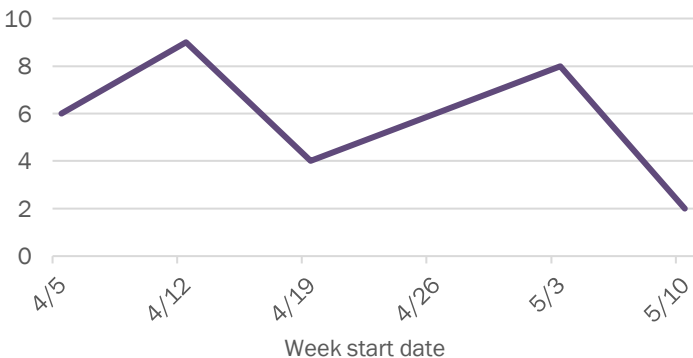
### Daily percent of ED visits mentioning cough, fever, or shortness of breath



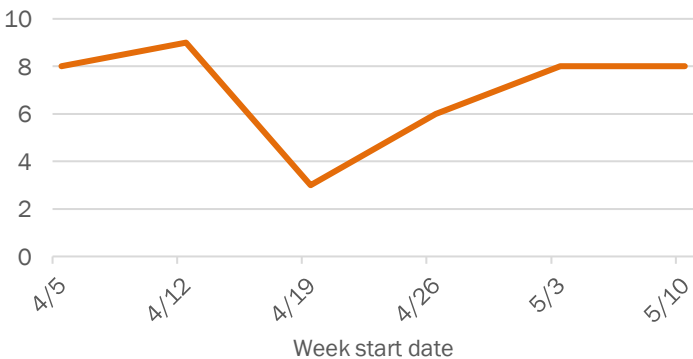
### Daily percent of ED visits resulting in cough-associated admissions



### Weekly count of ED visits for influenza-like illness



### Weekly count of ED visits for COVID-like illness



The Electronic Surveillance System for the Early Notification of Community-Based Epidemics (ESSENCE-FL) includes chief complaint data from 211 of 212 Florida EDs. Data are transmitted electronically to ESSENCE-FL daily or hourly.

# Coronavirus: summary for Washington County

Data for May 23, 2020 (verified at 10 AM)

Data in this report are provisional and subject to change.

Confirmed cases

Total cases	26
Florida residents	26
Non-Florida residents	0
Gender for Florida residents	
Men	13
Women	13
Unknown	0
Age for Florida residents	
Range	16 - 81
Median age	57

Cases confirmed in Florida residents per day

Date	Cases
5/9	0
5/10	0
5/11	0
5/12	0
5/13	0
5/14	1
5/15	0
5/16	0
5/17	0
5/18	1
5/19	0
5/20	5
5/21	5
5/22	2

Race, ethnicity	Cases	Hospitalizations	Deaths
White	19 73%	2 40%	1 100%
Hispanic	0 0%	0 0%	0 0%
Non-Hispanic	18 69%	2 40%	1 100%
Unknown ethnicity	1 4%	0 0%	0 0%
Black	1 4%	1 20%	0 0%
Hispanic	0 0%	0 0%	0 0%
Non-Hispanic	1 4%	1 20%	0 0%
Unknown ethnicity	0 0%	0 0%	0 0%
Other	0 0%	0 0%	0 0%
Hispanic	0 0%	0 0%	0 0%
Non-Hispanic	0 0%	0 0%	0 0%
Unknown ethnicity	0 0%	0 0%	0 0%
Unknown race	6 23%	2 40%	0 0%
Hispanic	0 0%	0 0%	0 0%
Non-Hispanic	0 0%	0 0%	0 0%
Unknown ethnicity	6 23%	2 40%	0 0%
Total	26	5	1

**Hospitalization** counts include anyone who was hospitalized at some point during their illness. It does not reflect the number of people currently hospitalized.

**Other race** includes any person with a race of American Indian/Alaskan native, Asian, native Hawaiian/Pacific Islander, or other.

Outcomes for Florida residents

Washington

Hospitalizations	5	(19% of all cases)
Deaths	1	(4% of all cases)

Statewide

Hospitalizations	9,310	(19% of all cases)
Deaths	2,233	(5% of all cases)

Cases in facility staff/residents

Washington

Long-term care	10	(38% of all cases)
Correctional	0	(0% of all cases)

Statewide

Long-term care	8,168	(17% of all cases)
Correctional	2,275	(5% of all cases)

