

OBJECT ID DISTRIBUTION AND ENCODING IN THE SEMANTIC BINARY ENGINE

Naphtali Rische, Armando Barreto, Maxim Chekmasov,
Dmitry Vasilevsky, Scott Graham, Sonal Sood
Florida International University, Miami, FL

Ouri Wolfson
University of Illinois at Chicago, Chicago, IL,

Keywords: Semantic binary data model, object id encoding/decoding, clustered id distribution

Abstract: The semantic binary engine is a database management system built on the principles of the Semantic Binary Data Model (Rische, 1992). A semantic binary database is a set of facts about objects. Objects belong to categories, are connected by relations, and may have attributes. The concept of an object is at the core of the data model and it is crucial to have efficient algorithms that allow the semantic binary engine to store, retrieve, modify and delete information about objects in the semantic database. In this paper, we discuss the concept of object IDs for object identification and methods for object ID distribution and encoding in the database. Several encoding schemes and their respective efficiencies are discussed: Truncated Identical encoding, End Flag encoding, and Length First encoding.

1 INTRODUCTION

The semantic binary engine stores information about the database schema and abstract objects as a set of facts at the logical level (Rische, 1992). At the physical implementation level, every fact is encoded as a binary string using a reversible encoding. The abstract objects, the categories they belong to, and the relations and inverse relations between objects are all assigned object IDs for their proper identification. This makes the concept of object ID, and the mechanisms related to their generation, deletion, assignment, encoding, and storage, an important part of the database engine.

One question that should be answered for the implementation of the semantic binary engine is whether to have object IDs of a fixed-size, a flexible-but-limited-size, or a flexible-unlimited-size. With fixed-size object IDs, a predefined number of bits is used to identify every object in the database. This number stays the same whenever the object ID is stored on disk or used in memory. This means that only a limited number of objects can be identified by an object ID and that we should choose the size of object ID to be large enough to cover a reasonable number of objects present in real world

applications. Object IDs of a flexible-but-limited-size would allow us to have shorter IDs in small databases as long as the number of IDs is also limited for the database. With a flexible-but-limited-size approach, the object IDs that are stored on disk have a variable size, while the object IDs in memory are decoded to the maximum size to ease computation. In the flexible-unlimited-size approach, the number of objects in the database is potentially unlimited; object IDs of the same size are used on disk and in memory.

Flexible-unlimited-size IDs allow for the storage of a large, and potentially unlimited, amount of data, but require complex coding and higher overhead to support the flexible ID size. There are also limitations imposed by the database engine structure which deny efficient support for the database growing in size beyond original assumptions. IDs of database schema objects are used in almost every fact stored in the database; therefore it is beneficial to keep them short. The use of flexible-but-limited-size object IDs seems to be the most reasonable approach.

There are many algorithms for object ID generation. IDs can be generated sequentially for every allocated object. Another approach is to generate random IDs, where the objects are

distributed randomly across the ID space. Finally, IDs can be allocated in clusters. This last approach improves the performance of several database algorithms as discussed below.

2 ENCODING OF OBJECT IDS

Object IDs are used to identify objects by the database engine. If objects are composed of relatively small-size attributes like integers or Boolean values, keeping an object ID for every fact introduces a noticeable space overhead in comparison to similar relational databases. The database engine spends most of its processing time for operations with object IDs; for example, comparisons of object IDs are made quite frequently. Thus, the task of finding an efficient object ID encoding scheme is a challenge which needs to be carefully pursued by the database engine designers.

Encoding of object IDs is a reversible function

$$\phi: [0..N] \rightarrow \{\alpha | \alpha \text{ - binary string, } |\alpha| < m\}$$

where N is integer and $[0..N]$ is the space covered by encoding. $\phi([0..N])$ is the encoded space. The function should be defined for every number in the interval $[0..N]$ and should result in different values for all the interval numbers to ensure the existence of an inverse function ϕ^{-1} , which makes encoding non-destructive. The encoded space does not have to cover the entire $\{\alpha | \alpha \text{ - binary string, } |\alpha| < m\}$.

To be a valid encoding function, ϕ should satisfy the following conditions.

$$(1) \forall a, b \in [0..N], a < b \Rightarrow \phi(a) < \phi(b)$$

The encoding function should preserve order. If the number is smaller than another number, encoding should yield the same lexicographical order. This condition is required since object ID comparisons by the engine are performed on original as well as encoded object IDs. The comparisons should yield the same result.

$$(2) \forall a, b \in [0..N], \phi(a) < \phi(b), \\ \forall \alpha, \beta \text{-string} \Rightarrow \phi(a) \cdot \alpha < \phi(b) \cdot \beta$$

No matter what is appended to the encoded string, the resulting string should preserve lexicographical order. Though conditions (1) and (2) can be stated as one condition, we feel that it is clearer to state them separately. Condition (2) guarantees the correct retrieval of facts regarding a

certain object. The facts that start with the same object ID form a continuous interval with respect to lexicographical order. No fact about another object can be encoded between them.

$$(3) \forall a, b \in [0..N], \text{if } \exists \alpha, \beta \text{ - string so that } \\ \phi(a) \cdot \alpha = \phi(b) \cdot \beta \Rightarrow a = b$$

If the object ID is concatenated with a string, it should still be extractable from the resulting string. Condition (3) is needed since encoded facts are constructed by appending strings to encoded object IDs. In many cases object IDs need to be extracted from already encoded facts.

2.1 Truncated Identical Encoding

To illustrate a situation where condition (3) is violated, let us consider the following encoding. An object ID is formed byte-by-byte. The first byte is the most significant non-zero byte of the number, then other bytes follow in order. We call this method *truncated identical encoding* and denote its function as ϵ .

As shown on Figure 1, when bytes $0x05$ $0x02$ are appended to encoded ID $0x05$ in line number 2, it causes the resulting string to be lexicographically between two strings for the object ID $0x0505$. Though truncated identical encoding violates all three conditions above, it is still used for different purposes.

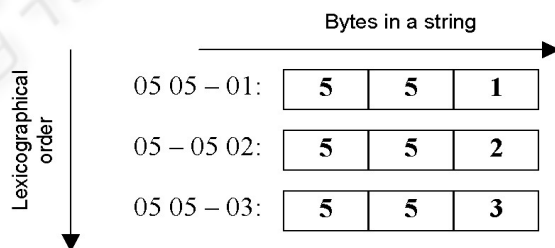


Figure 1: Lexicographical order example

Condition (1) on ϕ guarantees that the B-Tree lexicographical order used to index facts is the same as the natural ordering of integer numbers. If condition (1) were relaxed, all comparisons should be performed on either encoded strings or un-encoded numbers. Since the B-Tree utilizes comparisons on encoded strings, all the comparisons would have to be done this way. However, that would cause a problem and overcomplicate the database engine design, since the object ID-allocating algorithm and the bit-scale storage

scheme both make use ordering of un-encoded numbers.

When conditions (1)-(3) are met, one has a valid encoding function. However, the encoding could be inefficient. Consider the trivial encoding of $[0..2^{8n}]$, which utilizes exactly n -byte strings to represent the number. The string is composed of all the bytes starting from the most significant bytes even if they are 0 bytes. This is called *identical encoding*. It satisfies the three required conditions, but it is not efficient in terms of space. With $n=2$, large databases are not covered. With $n=8$, there is a great deal of wasted space on long object IDs in small databases. For example, $ID=0x21$ will be encoded as 0000000000000021 . We can not truncate leading zero bytes since the resulting encoding would not satisfy the required conditions.

The choice of encoding function along with the object ID size plays a major role in achieving a successful semantic binary engine design. It is also important to determine the space requirements for object IDs and the way object IDs are generated and disposed of. Existing ID encoding conventions might be utilized. An example encoding technique is Globally Unique Identifiers (GUIDs), where each object ID is a 16-byte integer and an algorithm is available for generating GUIDs, as is the procedure for discarding GUIDs when objects are disposed.

2.2 Efficiency of Encoding

The following properties are desirable features of an efficient object ID system for the semantic binary engine.

(I) Encoded object IDs should be short for small numbers. For a database with several thousand objects, a maximum object ID that is 8 bytes long would be considered a waste of space. More importantly, even large databases usually have relatively small schemas. A category ID or relation ID is present in every fact in the database. Therefore, if all relations and categories in the schema have short encoded object IDs, the overhead for storing them would be low.

(II) The space of object IDs should cover large datasets. It is possible to design a system with unlimited-size object IDs, but the system would be excessively complex and inefficient. Given a limit on the length of encoded strings, the space of object IDs should be as large as possible. If the length of encoded strings is limited to n bytes, the space of the maximum possible size covered by object IDs is 2^{8n} objects, achieved by identical encoding.

(III) The encoding (ϕ) and decoding (ϕ^{-1}) algorithms should not be computationally complex. Though it is hard to beat the speed of identical

encoding, which could likely be implemented as a single CPU instruction, the encoding algorithm should come as close as possible.

(IV) $\varepsilon^{-1}(\phi())$ should preserve ordering and $\varepsilon^{-1}(\phi([0..N]))$ should be dense—preferably containing only a few interval holes. This is similar to treating encoded strings as numbers without decoding. As an illustration, consider the following approach. While the encoding/decoding function is conventionally run every time an object ID is stored or retrieved from a fact, it is possible to avoid this. Most of the engine operations can be performed on encoded IDs. One can apply ε^{-1} to encoded object IDs, making a number out of it without decoding; more accurately $\varepsilon^{-1} \bullet \phi: [0..N] \rightarrow [0..M]$. The function ε^{-1} is fast and, by (IV), the ordering is preserved. After applying fast encoding ε to the resulting numbers, the original coded strings can be obtained.

If property (IV) is satisfied, we can use $\varepsilon^{-1}(\phi([0..N])) = \Phi \subset [0..M]$ inside the engine as object IDs. This would save time by eliminating encoding and decoding in most operations. However, in this case, it is desirable that this set is dense in $[0..M]$ since the database engine uses bitmaps for efficient indexes on attributes that have only few possible values such as Boolean attributes or the flag of belonging to a category. If Φ is not dense enough, space in a bitmap is wasted for non-existent object IDs.

Actually, Φ might have structure rather than just being dense. As an illustration, consider the compression of bitmaps used in the engine. Bitmaps are broken into blocks; if a whole block contains only zeroes, it is compressed out. This is a simple and fast compression. Typically, a block of object IDs is given to a category and new objects in that category get IDs from the block. This ensures that compression of the bitmaps works well since almost every set consists of objects from the same category.

(V) It is not desirable to have different encoding for databases of different space sizes. If $N_1 < N_2$, ϕ_1 is the encoding for $[0..N_1]$ and ϕ_2 is a version of the same encoding for $[0..N_2]$, then $\forall x < N_1 \Rightarrow \phi_1(x) = \phi_2(x)$. This ensures that if the ID space expands over time, the database would remain compatible. Properties (I) and (II) provide an alternative solution for functions that do not satisfy (V). If the ID space is chosen large enough from the very beginning, small databases would have short IDs and therefore there will be no waste in terms of database space.

An ID space of 2^{56} covers all currently existing databases and the databases of the foreseeable future. Let us review encodings we've discussed so far and see if they satisfy the three requirements and have the five properties discussed above.

Identical encoding trivially satisfies the three properties and therefore is a valid encoding. It has to use $n=7$ to cover the required space. Identical encoding is an efficient encoding function—the most efficient of all possible encodings. The problem with identical encoding is that it does not satisfy property (I). Small databases would have to use long object IDs, this encoding does not satisfy property (V) either.

Truncated identical encoding satisfies property (I) since it uses a minimum amount of bytes to encode a number. It satisfies (II), since this encoding can use as many bytes as needed and covers the maximum possible space. Truncated identical encoding satisfies (III), since a “would be” encoding and decoding algorithm is very simple with few CPU instructions involved. It satisfies (IV) and produces the densest set possible, which is the whole interval. It also satisfies (V). However it violates all three conditions and, therefore, is not a valid encoding. A reasonable, practical, solution seems to be found somewhere between these two encoding methods.

2.3 End Flag Encoding

End Flag starts with the 7 least significant bits of the number, which are used as the 7 least significant bits of the last byte of the encoded string. The most significant bit is set to 0. Then 7 more bits from the number are taken to form the last-but-one byte of the encoded string. The most significant bit is set to 1. The process continues while there are non-zero bits in the original number taking 7 bits at a time and adding 1 as the most significant bit to the resulting byte. The last byte formed will be the first byte of the resulting encoded string.

End Flag encoding satisfies all three conditions of valid encoding. Indeed, one can always find the end of the number since only the last byte has the highest bit set to 0, therefore (3) is satisfied. The same consideration is valid for (2). Requirement (1) is satisfied since the longer the number the greater the encoded string; the most significant bit indicates that.

With respect to the set of properties for efficient encoding, (I) is satisfied. For objects IDs from $[0 \dots 2^7 - 1]$, the length of an encoded object ID is only one byte. For objects from $[2^7 \dots 2^{14} - 1]$ it is two bytes, etc. Property (II) is also valid with this encoding. For the required ID space of 2^{56} objects, the maximum length of a string is 8 bytes. Property (III) is satisfied only to a certain extent. Even though the algorithm is faster than the original encoding, proposed in (Rishe, 1991), it is still about fifty times slower than identical encoding (one CPU instruction). It is questionable whether property (IV)

is met, since there are many interval holes in Φ , namely a hole of 128 numbers every 256 numbers and even more holes for higher powers of 2. Property (V) is satisfied since ID space has room to grow beyond the original expectations.

2.4 Length First Encoding

Length First covers a space of 2^{61} objects. The three most significant bits of the first byte of the encoded string contain the string's length-1. All other bits are copied from the number. The algorithm is as follows. Start with the least significant bit of the number and copy it to the least significant bit of the last byte of the resulting string. Continue copying bit by bit until reaching the most significant non-zero bit of the number. If the current byte of the encoded string still has three highest bits unassigned, set them to the length of the encoded string-1, otherwise add another byte at the beginning and set the highest three bits to the length of the encoded string-1.

Length First encoding satisfies the three conditions of valid encoding. The length of encoded string can easily be found, since it is stored in the three most significant bits of the first byte. Similarly, (2) is satisfied. Requirement (1) is also satisfied, since longer numbers mean larger numbers and the length is represented by the three most significant bits of the encoded string. For numbers of the same length, conventional comparison rules apply.

With respect to the set of properties for efficient encoding, property (I) is satisfied. For object IDs from $[0 \dots 2^5 - 1]$, the length of the encoded string is one byte. For $[2^5 \dots 2^{13}]$, the length is two bytes. This is less efficient than End Flag encoding for short IDs, but is better for longer IDs. Property (II) is satisfied. For the ID space of $[0 \dots 2^{61}]$, the maximum length of an encoded string is eight; this is better than in the End Flag algorithm. Property (III) is satisfied and Length First encoding is faster than the End Flag encoding; since the encoded string's length is given in the first three bits, it is only about ten times slower than identical encoding. Property (IV) is satisfied; for the considered space, Φ has only 7 interval holes. Property (V) is not satisfied, which means that the space of object IDs should be chosen at the engine design phase and can't be extended. However, the space of $[0 \dots 2^{61}]$ is larger than required for most database applications.

2.5 Mapped Length First Encoding

Mapped Length First encoding is a modification of the Length First algorithm. Instead of using three bits for length encoding it uses only two bits. The four possible bit combinations are mapped to string

lengths according to Table 1. Figure 2 illustrates the number of object IDs available with the different Mapped Length First bit combinations.

Table 1: Length mapping for Mapped Length First ID encoding

Bit combination	ID Length
00	1 byte
01	2 bytes
10	4 bytes
11	8 bytes

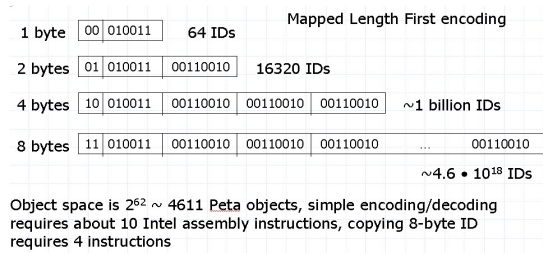


Figure 2: Mapped Length First object ID space

Let us prove that Mapped Length First encoding is a valid encoding.

Consider $N_1 > N_2$. If $|\phi(N_1)| = |\phi(N_2)|$, it is evident that $\phi(N_1) > \phi(N_2)$. Indeed, the two most significant bits of $\phi(N_1)$ are equal to two most significant bits of $\phi(N_2)$, therefore the result of a comparison is determined by the remaining bits. The remaining bits are compared in the same way as the original numbers. If they are of different length, $|\phi(N_1)| > |\phi(N_2)|$, by construction, since the two most significant bits of $\phi(N_1)$ are greater than two most significant bits of $\phi(N_2)$. Therefore $\phi(N_1) > \phi(N_2)$.

Consider $\phi(N_1) > \phi(N_2)$. If the two most significant bits of $\phi(N_1)$ are greater than the two most significant bits of $\phi(N_2)$ then it does not matter what is appended after these bits. If the two most significant bits of $\phi(N_1)$ are the same as the two most significant bits of $\phi(N_2)$ then $|\phi(N_1)| = |\phi(N_2)|$. Therefore it does not matter what is appended after two most significant bits since $\phi(N_1) > \phi(N_2)$.

If $\phi(a) \cdot \alpha = \phi(b) \cdot \beta$, then the first two significant bits of $\phi(a)$ are the same as two most significant bits of $\phi(b)$. This means $|\phi(a)| = |\phi(b)|$. Therefore $\phi(a) = \phi(b)$.

Now, let us consider the efficiency of this encoding. All numbers from the interval $[0 \dots 2^6 - 1]$ take one byte to be encoded, the numbers from the interval $[2^6 \dots 2^{14} - 1]$ take two bytes to be

encoded. Numbers from the interval $[2^{15} \dots 2^{30} - 1]$ take four bytes to be encoded.

This encoding covers in total the interval $[0 \dots 2^{62}]$, which is actually more than required for most database applications.

The encoding is fast. It is only about ten times slower than identical encoding.

Φ defined by this encoding has only three interval holes.

Property (V) is not satisfied. However, this is mitigated by having short object IDs for small numbers and large enough space for object IDs.

Length First and Mapped Length First algorithms are similar, except that the latter improves space consumption for small IDs by sacrificing space consumption for medium IDs. This is helpful for small databases with small database schemas. Mapped Length First is an efficient encoding which can be implemented with at most ten Intel assembly instructions.

One more approach is to make the database engine choose the encoding algorithm dynamically (Vasilevsky, 2004). In turn, this means that object IDs encoded by different algorithms might coexist in the same database and that the database engine should choose the correct algorithm for decoding any given object ID. Thus, an allocation of space in the encoded object ID is needed to indicate which decoding algorithm to use. For example, another algorithm can be used to encode large object IDs in Mapped Length Encoding. The first two bits being equal to 11 would be an indication of the use of this algorithm. However, the overall encoding that results from dynamically choosing among the different algorithms should satisfy all encoding properties.

3 GENERATION AND DISPOSAL OF OBJECT IDS

We propose to enhance the basic algorithms for object ID generation to allow the database engine to better store and manipulate object IDs. The enhancement is described as follows.

A request for a new object ID should not go directly to the central generator of object IDs. Instead, the central ID generator should give every category a continuous set of IDs that fall into one block of a bitmap. Then, whenever an object is created in the category, it receives an object ID from the block allocated for that category. When the block is exhausted, the category requests another one from the central ID generator.

This approach allows bitmaps storing object categorization to be very compact. Suppose that

every object belongs to exactly one category and never migrates across categories. In this case, we find the bitmaps that represent categorization information in an ideal situation. For category C, the blocks of object IDs that were allocated to the categories other than C will always have only zeros and thus will not be stored after applying our bitmap compression scheme. Blocks of object IDs that were given to category C will all have ones (except, perhaps, the last block) and will not be stored either; see Figure 3. This method takes advantage of the fact that objects rarely change their category. Thus a set of objects belonging to one category would most likely form several intervals with dense object ID distribution. The set can be represented very efficiently by a bit scale.

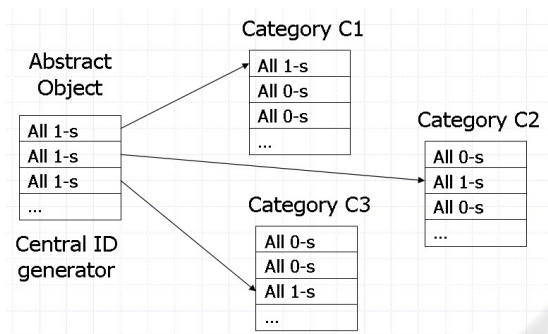


Figure 3: Clustered object ID distribution

When the central ID generator is requested to provide a new set of object IDs, it increases the value of the global counter and applies the function $\varepsilon^{-1}(\phi(\cdot))$ to it. No additional computing is required for previously generated object IDs. In other words, after initial generation of object IDs for the database, an efficient function ε for encoding is utilized but the domain space of IDs is restricted to this initial ID set.

Each repository of a category's object IDs uses bit scale storage. Whenever an object is disposed, its object ID is returned to the repository of the corresponding category. Whenever the repository detects that an entire block of object IDs is free, it returns the block to the global repository of object IDs.

The size of the database can be optimized by carefully choosing object IDs for objects in the database schema. Every fact in the database has one object ID from the database schema. Therefore, it is beneficial to use short object IDs for the objects in the database schema. The semantic database engine employs predefined object IDs for the objects in the metaschema. The predefined object IDs should be excluded from the ID allocation algorithm. If short objects IDs are used for the metaschema objects, they can no longer be used for objects in the

database. Therefore, predefined objects in the metaschema should not be taken from the beginning of the object ID space; they should be taken from the end of ID space. This keeps the object allocation algorithm simple and allows short object IDs to be used for new objects in the database schema.

4 CONCLUSION

Choosing methods for object ID encoding and distribution is crucial for the design of a fast and reliable semantic binary database engine. For efficient encoding of object IDs, we propose to allocate the most significant bits in an object ID as storage to encode length of an ID and to use the remaining bits to store the integer value of an ID directly. For practical purposes, it is recommended to use one-, two-, four-, and eight-byte encoded IDs for database objects, while short one- and two-byte IDs should be chosen for the database schema objects, since these IDs are present in every fact stored in the database.

With respect to object ID generation, we propose to generate object IDs in blocks. The blocks of IDs are assigned to the categories, thus a new object to be stored in the database receives an object ID from its category repository. This clustered ID distribution provides an effective storage and data retrieval solution, though it should be combined with other methods when the objects are allowed to change categories.

ACKNOWLEDGEMENTS

This material is based on work supported by the National Science Foundation under Grants No. HRD-0317692, EIA-0320956, EIA-0220562, CNS-0426125, IIS-0326284, CCF-0330342, IIS-0086144, and IIS-0209190.

REFERENCES

- Rishe, N., 1992. *Database Design: the Semantic Modeling Approach*, McGraw-Hill. 528 pp.
- Rishe, N., 1991. Interval-based approach to lexicographic representation and compression of numeric data. *Data & Knowledge Engineering*, n 8, pp. 339-351.
- Vasilevsky, D., 2004. *Design Principles of Semantic Binary Database Management Systems*, PhD thesis, Florida International University, 165 p.