

Private Location Centric Profiles for GeoSocial Networks

Bogdan Carbutar
FIU
Miami,FL

Mahmudur Rahman
FIU
Miami,FL

Jaime Ballesteros
FIU
Miami,FL

Naphtali Rishe
FIU
Miami,FL

ABSTRACT

Providing input to targeted advertising, profiling social network users is an important source of revenue for geosocial networks. Since profiles contain personal information, their construction introduces a trade-off between user privacy and incentives of participation for businesses and geosocial network providers. In this paper we introduce *location centric profiles* (LCPs), aggregates built over the profiles of users present at a given location. We introduce PROFIL_R , a suite of mechanisms that construct LCPs in a private and correct manner. Our Android implementation shows that PROFIL_R is efficient: the end-to-end overhead is small even under strong correctness assurances.

Categories and Subject Descriptors

D.4.6 [Security and Protection]: Cryptographic controls;
C.2.4 [Distributed Systems]: Distributed applications

General Terms

Security, Verification

Keywords

Privacy, Location verification, Social networks

1. INTRODUCTION

Online social networks have become a significant source of personal information. Facebook alone is used by more than 1 out of 8 people today. Social network users voluntarily reveal a wealth of personal data, including age, gender, contact information, preferences and status updates. A recent addition to this space, geosocial networks (GSNs) such as Yelp [1], Foursquare [2] or Facebook Places [3], further provide access even to personal locations, through *check-ins* performed by users at visited venues.

From the user perspective, personal information allows GSN providers to offer targeted advertising and venue own-

ers to promote their business through spatio-temporal incentives (e.g., rewarding frequent customers through accumulated badges). The profitability of social network providers and participating businesses rests on their ability to collect, build and capitalize upon customer and venue profiles. Profiles are built based on user information – the more detailed the better. Providing personal information exposes however users to significant risks, as social networks have been shown to leak [4] and even sell [5] user data to third parties. Conversely, from the provider and business perspective, being denied access to user information discourages participation. There exists therefore a conflict between the needs of users and those of providers and participating businesses: Without privacy people may be reluctant to use geosocial networks, without feedback the provider and businesses have no incentive to participate.

In this paper we take first steps toward breaking this deadlock, by introducing the concept of *location centric profiles* (LCPs). LCPs are aggregate statistics built from the profiles of users that have visited a certain location.

We introduce PROFIL_R , a framework that allows the construction of LCPs based on the profiles of present users, while ensuring the privacy and correctness of participants. Informally, we define privacy as the inability of venues and the GSN provider to accurately learn user information, including even anonymized location trace profiles.

Correctness is a by-product of privacy: under the cover of privacy users may try to bias LCPs. We consider two correctness components (i) location correctness – users can only contribute to LCPs of venues where they are located and (ii) LCP correctness – users can modify LCPs only in a predefined manner. Location correctness is an issue of particular concern. The use of financial incentives by venues to reward frequent geosocial network customers, has generated a surge of fake check-ins [6]. Even with GPS verification mechanisms in place, committing location fraud has been largely simplified by the recent emergence of specialized applications for the most popular mobile eco-systems (LocationSpoof [7] for iPhone and GPScheat [8] for Android).

We propose a venue centric PROFIL_R . To relieve the GSN provider from a costly involvement in venue specific activities, PROFIL_R stores and builds LCPs at venues. Participating venue owners need to deploy an inexpensive device inside their business, allowing them to perform LCP related activities *and* verify the physical presence of participating users. PROFIL_R relies on (Benaloh's) homomorphic cryptosystem and zero knowledge proofs to enable oblivious and provable correct LCP computations.

Permission to make digital or hard copies of all or part of this work for personal or classroom use is granted without fee provided that copies are not made or distributed for profit or commercial advantage and that copies bear this notice and the full citation on the first page. To copy otherwise, to republish, to post on servers or to redistribute to lists, requires prior specific permission and/or a fee.

ACM SIGSPATIAL GIS '12, November 6-9, 2012. Redondo Beach, CA, USA

Copyright © 2012 ACM ISBN 978-1-4503-1691-0/12/11 ...\$15.00.

2. BACKGROUND AND MODEL

We model the geosocial network (GSN) after Yelp [1]. It consists of a provider, S , hosting the system along with information about registered venues, and serving a number of subscribers. To use the provider's services, a client application needs to be downloaded and installed. Users register and receive initial service credentials, including a unique user id. We use the terms *subscriber* and *user* interchangeably to refer to users of the service and the term *client* to denote the software provided by the service and installed by users on their devices.

The provider supports a set of businesses or venues, with an associated geographic location (e.g., restaurants, yoga classes, towing companies, etc). Users are encouraged to write reviews for visited locations, as well as report their location, through *check-ins* at venues where they are present.

Participating venue owners need to install inexpensive equipment, present on most recent smartphones. An important assumption that we *do not* make, is that the equipment installed has Internet connectivity and is able to communicate directly with the GSN provider. Besides ensuring the portability of our approach (e.g., can be installed anywhere inside the venue) this also implies solely a one-time cost for the venue owner (no monthly fees).

2.1 Location Centric Profiles

Each user has a profile $P_U = \{u_1, u_2, \dots, u_d\}$, consisting of values on d dimensions (e.g., age, gender, home city, etc). Each dimension has a range, or a set of possible values. Given a set of users \mathcal{U} at location L , the *location centric profile* at L , denoted by $LCP(L)$ is the set $\{S_1, S_2, \dots, S_d\}$, where S_i denotes the aggregate statistics over the i -th dimension of profiles of users from \mathcal{U} .

In the following, we focus on a single profile dimension, D . We assume D takes values over a range R that can be discretized into a finite set of sub-intervals (e.g., set of continuous disjoint intervals or discrete values). Then, given an integer b , chosen to be dimension specific, we divide R into b intervals/sets, R_1, \dots, R_b . For instance, gender maps naturally to discrete values ($b = 2$), while age can be divided into disjoint sub-intervals, with a higher b value. We define the aggregate statistics S for dimension D of $LCP(L)$ to consist of b counters c_1, \dots, c_k ; c_i records the number of users from \mathcal{U} whose profile value on dimension D falls within range R_i , $i = 1..b$.

2.2 Solution Definition

We define a private LCP solution to be a set of functions, $PP(k) = \{Setup, Spoter, CheckIn, PubStats\}$. *Setup* is run by each venue where user statistics are collected, to generate parameters for user check-ins. To perform a check-in, a user first runs *Spoter*, to prove her physical presence at the venue. *Spoter* returns error if the verification fails, success otherwise. If *Spoter* is successful, *CheckIn* is run between the user and the venue, and allows the collection of profile information from the user. Specifically, if the user's profile value v on dimension D falls within the range R_i , the counter c_i is incremented by 1. Finally, *PubStats* publishes collected LCPs.

Let C_V be the set of counters defined at a venue V . Let \bar{C}_V denote the set of b sets of counters derived from C_V , such that each set in \bar{C}_V has exactly one counter incremented over the set C_V .

3. PROFIL_R

Let $SPOTR_V$ denote the device installed at venue V . For each user profile dimension D , $SPOTR_V$ stores a set of *encrypted counters* – one for each sub-range of R . Initially, and following each cycle of k check-ins executed at venue V , $SPOTR_V$ initiates *Setup*, to request the provider S to generate a new Benaloh key pair. Thus, at each venue we divide time into *cycles*: a cycle completes once k users have checked-in at the venue.

When a user U checks-in at venue V , it first engages in the *Spoter* protocol with $SPOTR_V$. This allows the venue to verify U 's physical presence through a challenge/response protocol between $SPOTR_V$ and the user device. Furthermore, a successful run of *Spoter* provides U with a share of the secret key employed in the Benaloh cryptosystem of the current cycle. For each venue and user profile dimension, S stores a set Sh of shares of the secret key that have been revealed so far.

Subsequently, U runs *CheckIn* with $SPOTR_V$, to first send its share of the secret key and to receive the encrypted counter sets. During *CheckIn*, for each dimension D , U increments the counter corresponding to her range, re-encrypts all counters and sends the resulting set to $SPOTR_V$. U and $SPOTR_V$ engage in a zero knowledge protocol that allows $SPOTR_V$ to verify U 's correct behavior: exactly one counter has been incremented. $SPOTR_V$ stores the latest, proved to be correct encrypted counter set, and inserts the secret key share into the set Sh . Once k users successfully complete the *CheckIn* procedure, marking the end of a cycle, $SPOTR_V$ runs *PubStats* to reconstruct the private key, decrypt all encrypted counters and publish the tally.

3.1 The Solution

Let C_i denote the set of encrypted counters at V , following the i -th user run of *CheckIn*. $C_i = \{C_i[1], \dots, C_i[b]\}$, where $C_i[j]$ denotes the encrypted counter corresponding to R_j , the j -th sub-range of R . We write $C_i[j] = E(u_j, u'_j, c_j, j) = [E(u_j, c_j), E(u'_j, j)]$, where u_j and u'_j are random obfuscating factors and $E(u, m)$ denotes the Benaloh encryption of message m using random factor u . That is, an encrypted counter is stored for each sub-range of domain R of dimension D . The encrypted counter consists of two records, encoding the number of users whose values on dimension D fall within a particular sub-range of R .

Let $RE(v_j, v'_j, E(u_j, u'_j, c_j, j))$ denote the re-encryption of the j -th record with two random values v_j and v'_j : $RE(v_j, v'_j, E(u_j, u'_j, c_j, j)) = [RE(v_j, E(u_j, c_j)), RE(v'_j, E(u'_j, j))] = [E(u_j v_j, c_j), E(u'_j v'_j, j)]$. Let $C_i[j] ++ = E(u_j, u'_j, c_j + 1, j)$ denote the encryption of the incremented j -th counter. Note that incrementing the counter can be done without decrypting $C_i[j]$ or knowing the current counter's value: $C_i[j] ++ = [E(u_j, c_j)y, E(u'_j, j)] = [y^{c_j+1}u_j^c, E(u'_j, j)] = [E(u_j, c_j + 1), E(u'_j, j)]$.

In the following we use the above definitions to introduce $PROFIL_R$. $PROFIL_R$ instantiates $PP(k)$, where k is the privacy parameter. The notation $P(A(params_A), B(params_B))$ denotes the fact that protocol P involves participants A and B , each with its own parameters.

Setup(V), $S(k)$): The provider S runs the key generation function $K(k)$ of the Benaloh cryptosystem [9]. Let p and q be the private key and n and y the public key. S sends the public key to $SPOTR_V$. $SPOTR_V$ generates a signature key

pair and registers the public key with S . For each user profile dimension D of range R , SPOTR_V performs the following steps:

- Initialize counters c_1, \dots, c_b to 0. b is the number of R 's sub-ranges.
- Generate $C_0 = \{E(x_1, x'_1, c_1, 1), \dots, E(x_b, x'_b, c_b, b)\}$, where $x_i, x'_i, i = 1..b$ are randomly chosen values. Store C_0 indexed on dimension D .
- Initialize the share set $S_{key} = \emptyset$.

Spoter($\mathbf{U}(\mathbf{K}), \mathbf{V}(), \mathbf{S}(k)$): U sets up a connection with SPOTR_V using fresh, random MAC and IP address values. SPOTR_V initiates a challenge/response protocol, by sending to U the currently sampled time T , an expiration interval ΔT and a fresh random value R . The user's device generates a hash of these values and sends the result back to SPOTR_V . SPOTR_V ensures that the response is received within a specific interval from the challenge (see Section 4 for values and discussion). If the verification succeeds, SPOTR_V uses its private key to sign a timestamped token and sends the result to U . U contacts S over Mix and sends the token signed by SPOTR_V . S verifies V 's signature as well as the freshness (and single use) of the token. Let U be the i -th user checking-in at V . If the verifications pass and $i \leq k$, S uses the (k, n) TSS to compute a share of p (Benaloh secret key, factor of the modulus n). Let p_i be the share of p . S sends the (signed) share p_i to U . If $i > k$, S calls *Setup* to generate new parameters for V .

CheckIn($\mathbf{U}(p_i, \mathbf{n}, \mathbf{V}), \mathbf{V}(\mathbf{n}, \mathbf{y}, C_{i-1}, S_{key})$): Executes only if the previous run of *Spoter* is successful. Let U be the i -th user checking-in at V . Then, C_{i-1} is the current set of encrypted counters. SPOTR_V sends C_{i-1} to U . Let v , U 's value on dimension D , be within R 's j -th sub-range, i.e., $v \in R_j$. U runs the following steps:

- Generate b pairs of random values $\{(v_1, v'_1), \dots, (v_b, v'_b)\}$. Compute the new encrypted counter set C_i , where the order of the counters in C_i is identical to C_{i-1} : $C_i = \{RE(v_l, v'_l, C_{i-1}[l]) | l = 1..b, l \neq j\} \cup RE(v_j, v'_j, C_{i-1}[j]++)$.
- Send C_i along with the signed (by S) share p_i of the private key p to V .

If SPOTR_V successfully verifies the signature of S on the share p_i , U and SPOTR_V engage in a zero knowledge protocol ZK-CTR (see Section 3.2). ZK-CTR allows U to prove that C_i is a correct re-encryption of C_{i-1} : only one counter of C_{i-1} has been incremented. If the proof verifies, SPOTR_V replaces C_{i-1} with C_i and ads the share p_i to the set S_{key} .

PubStats($\mathbf{V}(C_k, \mathbf{Sh}, \mathbf{V}), \mathbf{S}(p, q)$): SPOTR_V performs the following actions:

- If $|Sh| < k$, abort.
- If $|Sh| = k$, use the k shares to reconstruct p , the private Benaloh key.
- Use p and $q = n/p$ to decrypt each record in C_k , the final set of counters at V . Publish results.

3.2 ZK-CTR: Proof of Correctness

We now present the zero knowledge proof of the set C_i being a correct re-encryption of the set C_{i-1} , i.e., a single counter has been incremented. Let $\text{ZK-CTR}(i)$ denote the protocol run for sets C_{i-1} and C_i . U and SPOTR_V run the following steps s times:

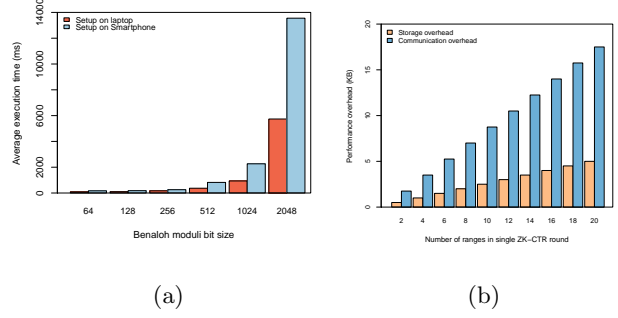


Figure 1: (a) Setup dependence on Benaloh mod size. (b) Storage and communication overhead (in KB) as a function of range count.

- U generates random values $(t_1, t'_1), \dots, (t_b, t'_b)$ and random permutation π , then sends to SPOTR_V the proof set $P_{i-1} = \pi\{RE(t_l, t'_l, C_{i-1}[l]), l = 1..b\}$.
- U generates random values $(w_1, w'_1), \dots, (w_b, w'_b)$, then sends to SPOTR_V the proof set $P_i = \pi\{RE(w_l, w'_l, C_i[l]), l = 1..b\}$
- SPOTR_V generates a random bit a and sends it to U .
- If $a = 0$, U reveals random values $(t_1, t'_1), \dots, (t_b, t'_b)$ and $(w_1, w'_1), \dots, (w_b, w'_b)$. SPOTR_V verifies that for each $l = 1..b$, $RE(t_l, t'_l, C_{i-1}[l])$ occurs in P_{i-1} exactly once, and that for each $l = 1..b$, $RE(w_l, w'_l, C_i[l])$ occurs in P_i exactly once.
- If $a = 1$, U reveals $o_l = v_l w_l t_l^{-1}$ and $o'_l = v'_l w'_l t'_l^{-1}$, for all $l = 1..b$ along with j , the position in P_{i-1} and P_i of the incremented counter. SPOTR_V verifies that for all $l = 1..b, l \neq j$, $RE(o_l, o'_l, P_{i-1}[l]) = P_i[l]$ and $RE(o_j, o'_j, P_{i-1}[j]) = P_i[j]$.
- If any verification fails, SPOTR_V aborts the protocol.

4. EVALUATION

We have implemented PROFIL_R using Android. We used the standard Java security library to implement the cryptographic primitives employed by PROFIL_R . For secret sharing, we used Shamir's scheme and for digital signatures we used RSA. We also used the kSOAP2 library to enable SOAP functionality on the Android app. We used the Google map API to facilitate the location based service employed by our approach.

For testing purposes we have used Samsung Admire smartphones running Android OS Gingerbread 2.3 with a 800MHz CPU and a Dell laptop equipped with a 2.4GHz Intel Core i5 processor and 4GB of RAM for the server. For local connectivity the devices used their 802.11b/g Wi-Fi interfaces. All reported values are averages taken over at least 10 independent protocol runs.

We have first measured the overhead of the *Setup* operation. We set the number of ranges of the domain D to be 5, Shamir's TSS group size to 1024 bits and RSA's modulus size to 1024 bits. Figure 1(a) shows the *Setup* overhead on the smartphone and laptop platforms, when the Benaloh modulus size ranges from 64 to 2048 bits. Note that even a resource constrained smartphone takes only 2.2s for 1024 bit sizes (0.9s on a laptop). A marked increase can be noticed for the smartphone when the Benaloh bit size is 2048 bit long - 13.5s. We note however that this cost is amortized over multiple check-in runs.

We now focus on the most resource consuming component of PROFIL_R : the ZK-CTR protocol. We measure the

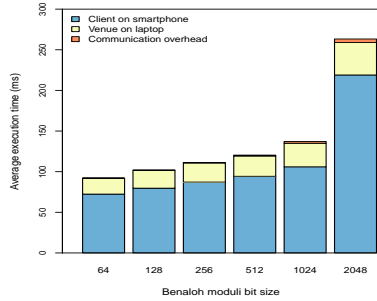


Figure 2: ZK-CTR Performance: Dependence on the Benaloh modulus size.

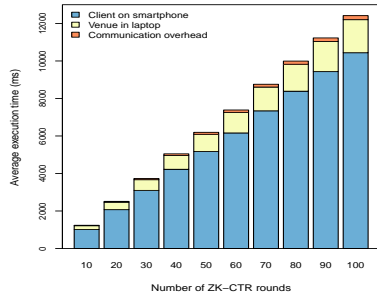


Figure 3: ZK-CTR Performance: Dependence on the number of proof rounds.

client and venue (SPOTR_V) computation overhead as well as their communication overhead. We set the number of sub-ranges of domain D to 5. We tested the client side running on the smartphone and the venue component executing on the laptop. Figure 2 shows the dependence of the three costs for a single round of ZK-CTR on the Benaloh modulus size. Given the more efficient venue component and the superior computation capabilities of the laptop, the venue component has a much smaller overhead. The communication overhead is the smallest, exhibiting a linear increase with bit size. For a Benaloh key size of 1024 bits, the average end-to-end overhead of a single ZK-CTR round is 135ms. The venue component is 29ms and the client component is 106ms. Furthermore, Figure 3 shows the overheads of these components as a function of the number of ZK-CTR rounds, when the Benaloh key size is 1024 bit long. For 30 rounds, when a cheating client’s probability of success is 2^{-30} , the total overhead is 3.6s.

We further examine the communication overhead in terms of bits transferred during ZK-CTR between a client and a venue. Let N be the Benaloh modulus size and B the sub-range count of domain D . The communication overhead in a single ZK-CTR round is $4BN + 3BN = 7BN$. The second component of the sum is due to the average outcome of the challenge bit. Figure 1(b) shows the dependency of the communication overhead (in KB) on B , when $N = 1024$. Even when $B = 20$, the communication overhead is around 17KB. Figure 1(b) shows also the storage overhead (at a venue). The storage overhead is only a fraction of the (single round) communication overhead, $2BN$. For a single dimension, with 20 sub-ranges, the overhead is 5KB.

5. RELATED WORK

Golle et al. [10] proposed techniques allowing pollsters to collect user data while ensuring the privacy of the users. The privacy is proved at “runtime”: if the pollster leaks private data, it will be exposed probabilistically. Our work also allow entities to collect private user data, however, the collectors are never allowed direct access to private user data.

Toubiana et. al [11] proposed Adnostic, a privacy preserving ad targeting architecture. Users have a profile that allows the private matching of relevant ads. While PROFIL_R can be used to privately provide location centric targeted ads, its main goal is different - to compute location (venue) centric profiles that preserve the privacy of contributing users.

6. CONCLUSIONS

In this paper we proposed novel mechanisms for building aggregate location-centric profiles while maintaining the privacy of participating users and ensuring their honesty during the process. We propose centralized variants of the solution. We show that our solution is efficient, even when running on resource constrained mobile devices.

7. ACKNOWLEDGMENTS

We thank Radu Sion, Rahul Potharaju and Ahmed Jawad for insightful discussions. This material is based in part upon work supported by the National Science Foundation under Grant Nos. CNS-0821345, CNS-1126619, HRD-0833093, IIP-0829576, CNS-1057661, IIS-1052625, CNS-0959985, OISE-1157372, IIP-1237818, IIP-1215201, IIP-1230661, IIP-1026265, IIP-1058606, IIS-1213026.

8. REFERENCES

- [1] Yelp. <http://www.yelp.com>.
- [2] Foursquare. <https://foursquare.com/>.
- [3] Facebook Places. <http://www.facebook.com/places>.
- [4] Balachander Krishnamurthy and Craig E. Wills. On the leakage of personally identifiable information via online social networks. *Computer Communication Review*, 40(1):112–117, 2010.
- [5] Emily Steel and Geoffrey Fowler. Facebook in privacy breach. <http://online.wsj.com/article/SB10001424052702304772804575558484075236968.html>.
- [6] Foursquare Official Blog. On foursquare, cheating, and claiming mayorships from your couch. <http://goo.gl/F1Yn5>, 2011.
- [7] Big Boss. Location spoofer. <http://goo.gl/59HMk>, 2011.
- [8] Gpscheat! <http://www.gpscheat.com/>.
- [9] Josh Benaloh. Dense probabilistic encryption. In *Proceedings of the Workshop on Selected Areas of Cryptography*, pages 120–128, 1994.
- [10] Philippe Golle, Frank McSherry, and Ilya Mironov. Data collection with self-enforcing privacy. In Rebecca Wright, Sabrina De Capitani di Vimercati, and Vitaly Shmatikov, editors, *ACM Conference on Computer and Communications Security—ACM CCS 2006*, pages 69–78. ACM, October 2006.
- [11] Vincent Toubiana, Arvind Narayanan, Dan Boneh, Helen Nissenbaum, and Solon Barocas. Adnostic: Privacy preserving targeted advertising. In *NDSS*, 2010.